

LED LINEAR LIGHTING SOLUTION PROVIDER

ABOUT COLORS

YANGZHOU HUACAI OPTO CO., LTD. (COLORS), founded in 2008, is a national high-tech enterprise specializing in LED lighting. It has incubated a forefront-ranked brand-COLORS in the segmented domain, proficient in providing comprehensive lighting solutions for residential, office, commercial scenarios and the like, aspiring to become a worldly-influential innovative brand.

16

Sixteen-year History

Becomes leading enterprise in the segmented domain with 16-year accumulation.



Group Company

Headquartered in Yangzhou with branches set up in Europe and the US, and more branches layout in the Yangtze River Delta and the Pearl River Delta.



Production Base

2 self-established factories in Yangzhou and Jiangmen, covering an area of 45,000m². Featured in stable high quality, strong production capacity and quick delivery.



Product System

The full product system includes LED strip, silicone neon strip, profile, track system, linear luminaire and downlight. Proficient in providing comprehensive lighting solution for residential, office, commercial scenes etc.



Certification System

Qualified for ISO9001 Quality System Certification, ISO14001 Environmental System Certification and product certifications inclusive of CE, UL and CCC etc.



Independent R&D

Sticks to independent R&D and intellectual property management. Qualified for the title of National High-tech Enterprise, and repeatedly gained international design awards inclusive of IF, IDEA, RED DOT and GOLDEN PIN etc.



International Brand

Registered trademarks in 30 countries and regions worldwide and carried out more than 20 promotional tours throughout the year. Brand partners are worldwide distributed.



Global Market

Products are exported to over 90 countries and regions worldwide. Dominates the European market and cooperates with many major well-known brands.



CORPORATE CULTURE



MISSION

Integrates light with space perfectly through innovative technology and design.

VISION

Becomes a worldly-influential innovative lighting enterprise.

BRAND POSITIONING

COLORS, a comprehensive linear lighting solution provider.

VALUES

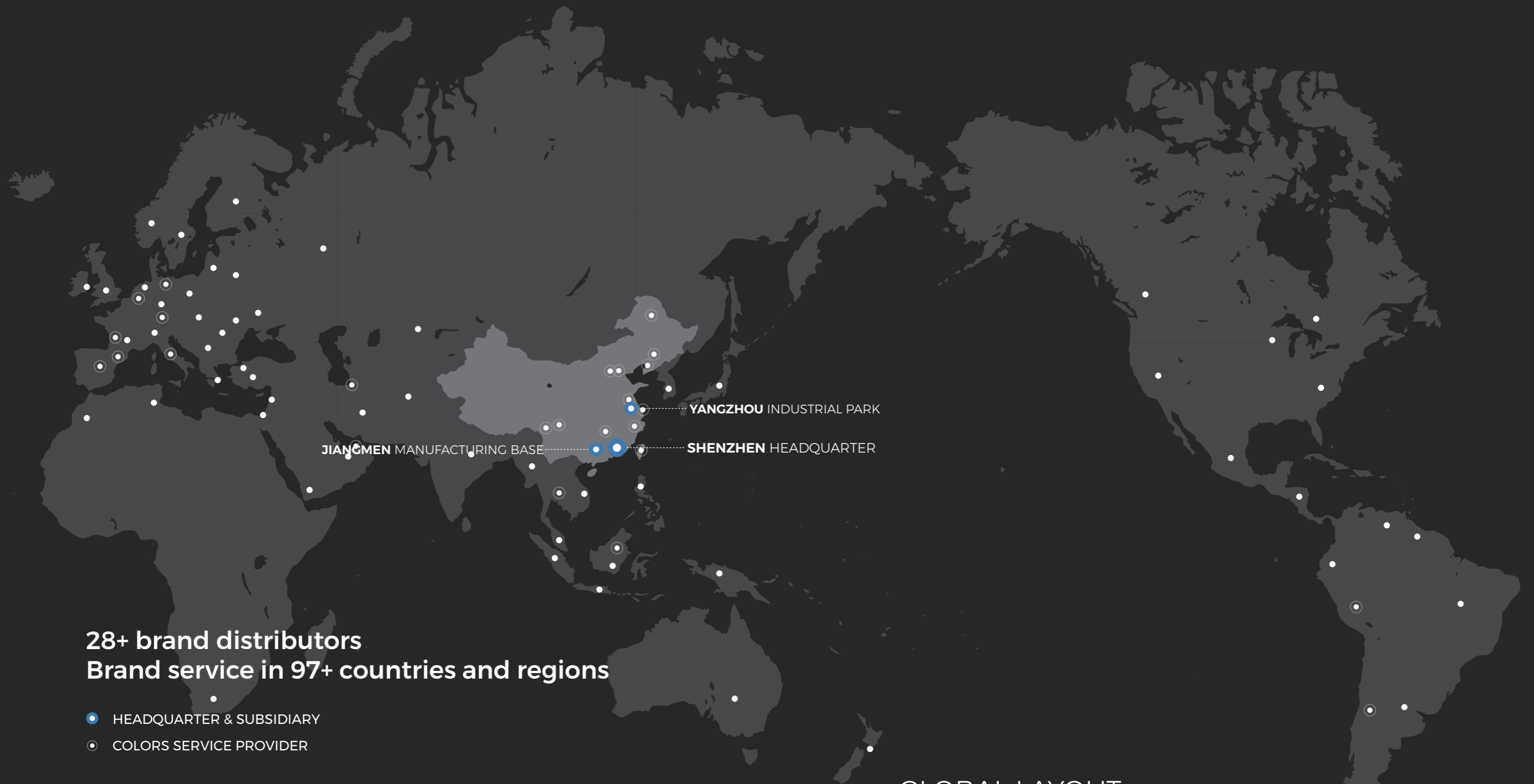
Customer foremost
Striving-oriented
Trust makes everything simple
Change is the only constant

BRAND CONCEPT

Concentration | Profession | Perfection | Iteration | Innovation

PRODUCT CONCEPT

Modular Design | Professional Optics | Smart Connectivity
Free Application | Flexible Customization | One-stop Matching



28+ brand distributors
Brand service in 97+ countries and regions

- HEADQUARTER & SUBSIDIARY
- COLORS SERVICE PROVIDER

GLOBAL LAYOUT


In 2015, COLORS began to establish cooperation mechanism for overseas channels. Headquartered in Yangzhou, it set up branch office in the US, built up a sound brand distributor system and established factory in Belarus apart from those in Yangzhou and Jiangmen. So far, it has registered trademarks in 25 countries and regions worldwide. It carried out over 20 global promotional tours throughout the year with brand partners distributed worldwide. Products are exported to over 90 countries and regions inclusive of Southeast Asia, North America, Latin America, Africa, Australia, Middle East, Europe, etc. Besides, it dominates the European market and cooperates with many major well-known brands.



R&D AND MANUFACTURING

Manufacturing

COLORS has 2 directly-operated production bases in Yangzhou and Jiangmen covering an area of 45,000 square meters and 400+ staffs. The production bases contain over 30 hi-speed automatic encapsulation lines, 15 automatic SMD and applied welding lines, 5 automatic extrusion lines and 6 automatic luminaire production lines, characterizing a complete production process for LED strip inclusive of LED encapsulation, hi-speed SMT, automatic welding and full series of water resistance with average monthly production capacity of LED strips reaching up to 1.5 million meters. Besides, COLORS modernized manufacturing factory to achieve a complete production process for linear luminaire inclusive of precision machining, automatic assembly, color spraying and free customization with average monthly production capacity reaching up to 120, 000 strips in order to assure customers of high-quality, super cost-effective products and rapid delivery.



R&D

COLORS has established a R&D expert team composed of over 50 core technicians, a majority of which graduated from top-rated universities and are proficient in such fields as optics, technique, material science, electrics, thermal physics, intelligent control and industrial design with more than 10-year R&D experience and technical know-how in linear lighting.




Laboratory & Inspection

Laboratory of COLORS, covering an area of 460 square meters, was outfitted with 48 sets of equipment which was distributed as per safety zone, EMC zone, photoelectric zone, IP water resistance zone, aging zone and product reliability zone. Inspection covers products inclusive of LED strip, neon strip, linear luminaire, power supply and related accessories, with inspection standard ranging from safety, EMC, performance to product reliability. Testing reports can be tracked all the way from product design evaluation period to type approval period to guarantee quality of products.



Patent

COLORS strives to R&D in product and technology. So far, it has gained 3 invention patents and nearly 100 utility model patents and appearance patents.



CERTIFICATION SYSTEM

Certification

COLORS has won the title of National High-tech Enterprise in 2016, and was qualified for ISO9001 Quality System and ISO14001 Environmental System Certifications.

All products have passed tests of third-party authoritative laboratory institutions and have obtained multiple quality certifications inclusive of CQC, CE, REACH, ROHS, UL, ETL, SAA, TUV, LM-80 etc. required by various countries and regions.



CQC Product Certification

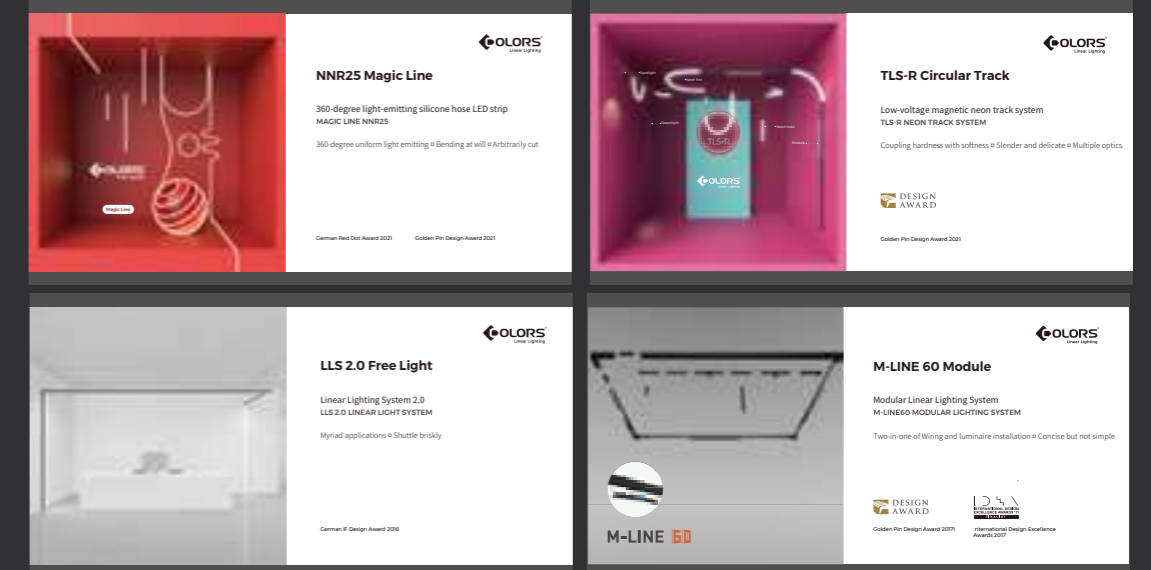


ISO-9001& ISO-14001 Certifications



Award

COLORS strives to R&D in product and technology. So far, it has gained 3 invention patents and nearly 100 utility model patents and appearance patents.



Design Awards



PRODUCT CONCEPTS

COLORS is always customer-oriented and sticks to its design concepts "Minimalist, Innovation, Experience First". It brings "Modular, Professional, Smart" lighting products and "Innovative, Flexible to use, Easy to install" user experience to its customers, and besides offers "In-depth flexible customization" service and "One-stop purchase" solution. Based on On-line Store, it further creates exclusive values like "effective dialogues, easy ordering, quick delivery and flexible stocking".



Modular Design

Make full use of modular design theory
For products to be playable, innovative, easy to install and effective for stocking.



Free Application

Break space limitation to make real infinite creativity of designers
Let light and space integrate perfectly and accomplish mutually



Professional Optics

Ultimate light color, deep anti-glare, precise light control
For lighting experience to be healthy, comfortable and human-centered



Flexible Customization

Guided by free application and diversified demands
Achieve flexible customization on photoelectric feature, length & special function.



Smart Connectivity

Combine wire, wireless, sensor and AI etc. smart lighting technology
Deeply match with mainstream dimming & smart control to create smarter light.



One-stop Matching

Rich in product categories for diversified demands
Offer complete drive control & matching solution for one-stop purchase

GO ONLINE!! COLORS STORE IS READY



Purchase in comfort

Everything at a glance, no waits, easy purchase
Now | Quick search & purchase



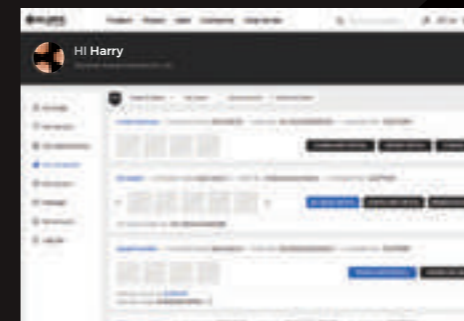
Order status & history on-line

Whole process on-line, easy tracking & follow-up
Now | On-line reminders, easy tracking



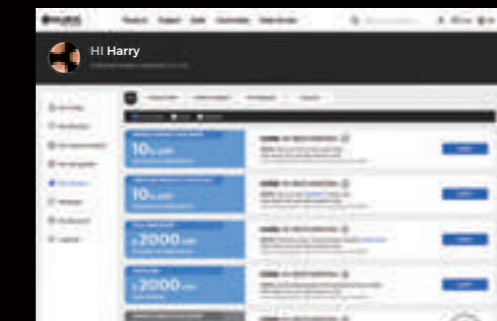
Easy complaint & feedback

Process on-line, just-in-time tracking
Now | Process on-line



Discount in hand

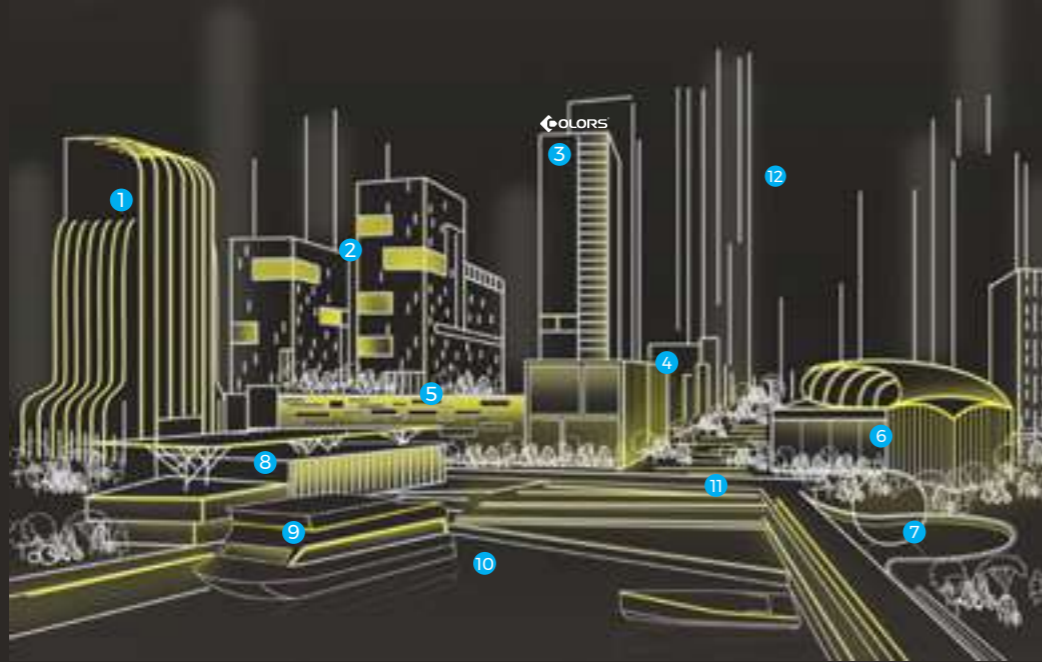
Instant notices, no afraid of missing discounts
Now | Discounts clear at a glance



Linear Lighting For All Applications

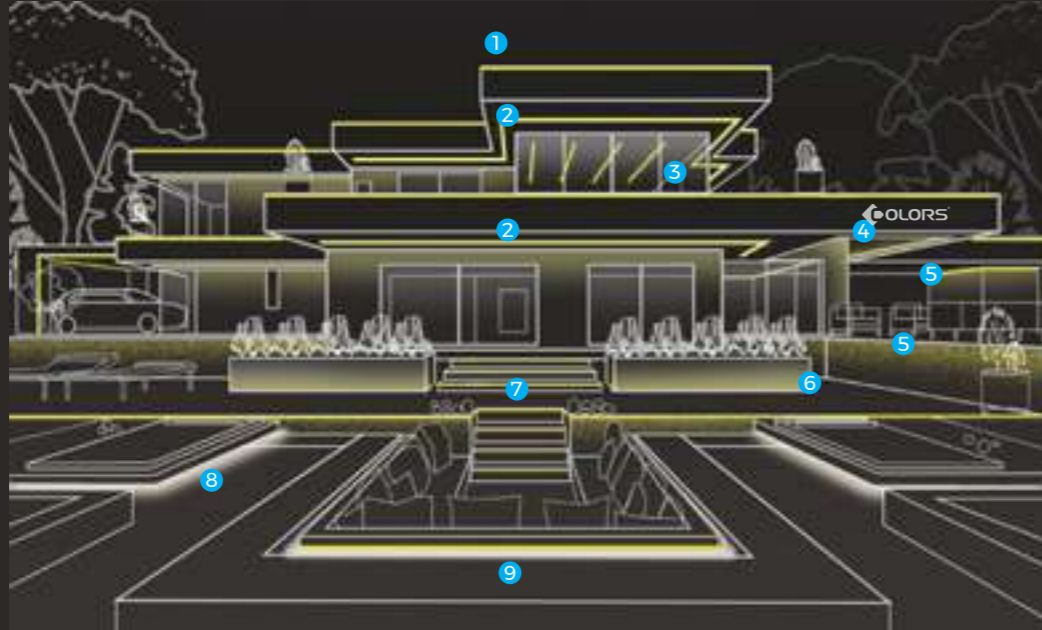
SCENCE

- 1 Hotel
- 2 Living space
- 3 Office building
- 4 Retail stores
- 5 Sport & recreation
- 6 Art & culture
- 7 Public area
- 8 Station hall
- 9 Transport
- 10 Underwater
- 11 Outdoor
- 12 Facade lighting

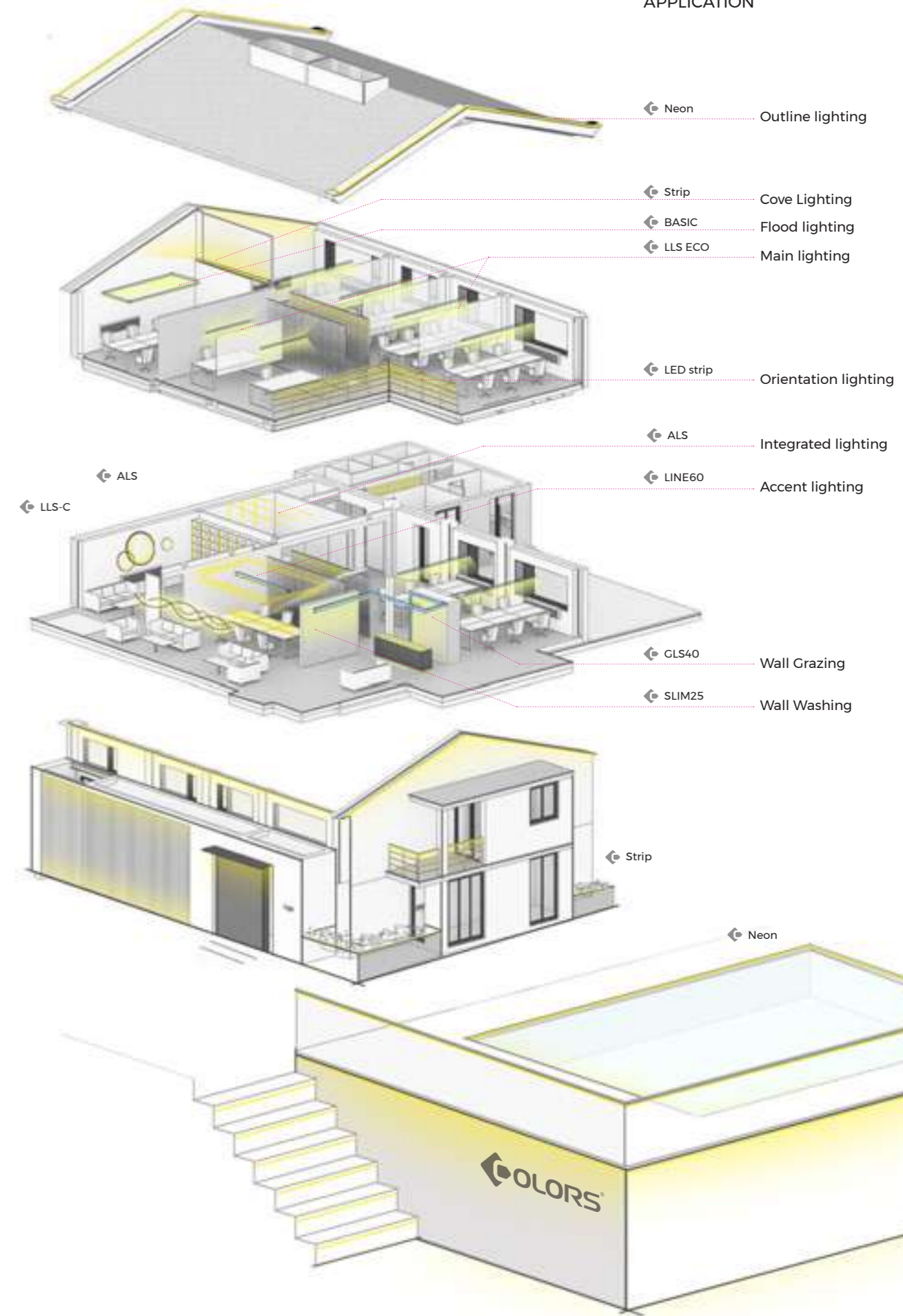


INDOOR & OUTDOOR

- 1 Outline lighting
- 2 Cove lighting
- 3 Indoor lighting
- 4 Wall washing
- 5 Wall grazing (downward)
- 6 Wall grazing (upward)
- 7 Stairs lighting
- 8 Beach-side lighting
- 9 Water-side lighting



APPLICATION




Product System

As a forerunner of linear lighting industry, COLORS keeps expanding the definition and boundary of linear lighting. It explores and develops versatile product portfolios as listed below in the hope of providing comprehensive lighting solutions for residential, office, commercial scenarios and the like.



Silicone Neon Strip

COLORS Silicone Neon Strip adopts bi-color/ tri-color co-extrusion process, featured baby-skin feel in touch and uniform & natural light in function. It shows great resistance to saline solutions, acid & alkali, corrosive gases, fire and UV. The series include Outline Neon for delicate micro-scene outlining, Magic Neon for innovative styling and Architecture Neon for facade and under-water lighting.



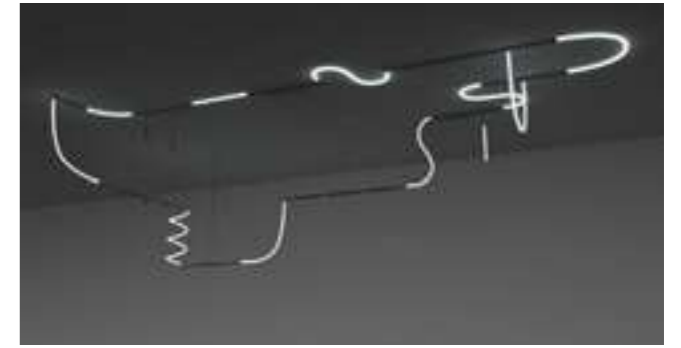
LED Strip

COLORS LED Strip adopts self-encapsulated LEDs that passed LM80 and TM30 tests. In virtue of protection process such as silicone integrated extrusion and Nano coating, it can achieve IP55, IP65, IP67 protection. It includes ECO Series cost-effective and reliable lights finished by R2R process, PRO Series for professional applications, TONING Series for use in entertaining venues, and VARIO series for specific applications with certain requirements such as wall-washer, sauna etc. The whole series gained CE, CB, UL, UKCA, ROHS, REACH product certifications, assured you of stable quality and functional lights.



Free-Dot System

COLORS Free-Dot System is a newly-introduced 48V ceiling recessed system, which is effective in use and almost invisible in look, catering to the trend of architectural integrated lighting. It is in modular design, allowing different modules to flexibly combine and integrate into ceiling at ease thanks to their mounting method. Professional optics including linear modules, spotlight, smart modules and decorative light can be flexibly used, moved and replaced here easily, satisfying personalized needs to the fullest.



Track System

Track System includes 48VDC TLS-R neon track, TLSE-M20 magnetic track and TLS-S60 super module. They bring together spotlights, flexible and rigid linear lights in one system to achieve unique lighting designs and creative applications. The system can achieve easy splicing, cornering and rotation of track, as well as quick electrical connection of lighting modules in virtue of magnets and a wealth of accessories, a decorative element far beyond lighting purpose indeed.



Linear Luminaire

Linear Luminaire, with more professional optical design and anti-glare concept, is featured in deep anti-glare and precise light control. The series include 25-70mm wide linear luminaires and curved luminaire of 0.8/1.5/3m diameter etc., can satisfy professional demands for indoor main lighting, accent lighting and special lighting. Together with sensor modules and smart control, it provides a full set of linear lighting solution for office, residential, commercial, and industrial space.



Downlights

Downlights include Genie professional downlight and Magicube mini grille light. The series is designed miniature, slender and delicate, catering to aesthetic trend of interior design. It emphasizes on light spot, deep anti-glare and natural gradient of light, can achieve accent lighting, flood lighting and wall washing, satisfying differentiated needs for villa mansions, theme hotels, commercial clubs, etc.



Profile

COLORS Profile, premised on flexible linear light source that supports splicing, highlights luminaire structure and optical performance. It distinguishes itself to be an important interior design element, in the hope that linear lights in space can shuttle freely to form creative styling, satisfying both lighting purpose and interior decoration, exuding linear charm to the fullest in space.

NNR25

Magic line NNR25

- 360° uniform lighting
- Bend at will & Arbitrary cutting
- Indoor decorative lighting



reddot winner 2021



TLS-R

TLS-R neon track system

- Track and 360° round neon 2-in-1
- 24+ optical modules
- Magnetic easy installation
- DALI2/Tuya/Casambi smart control



Contents



HOLA Free-Dot System

- Recessed on ceiling, delicate in look
- Easy to install and replace
- 23 optics, flexible application

Silicone Neon Strip HOT

Outline neon	037
Magic neon	049
Architecture neon	059

LED Strip

ECO	113
PRO	131
Toning	173
Vario	201

Free-Dot System NEW

HOLA	216
------	-----

Track System

TLS-S60	250
TLS-R	268
TLSE-M20	276

Linear Luminaires

SLIM25	302
GLS40	344
LINE60	360
BASIC	378
SKYLINE	400

Downlights

GENIE	413
MAGICUBE	431

Profile

ALS	456
ALS ECO	534
LLS ECO	548
LLS-C	564



Silicone Neon Strip

COLORS Silicone Neon Strip adopts bi-color/ tri-color co-extrusion process, featured baby-skin feel in touch and uniform & natural light in function. It shows great resistance to saline solutions, acid & alkali, corrosive gases, fire and UV. The series include Outline Neon for delicate micro-scene outlining, Magic Neon for innovative styling and Architecture Neon for facade and under-water lighting.

5

Product Series

COLORS Silicone neon strip is divided into three series: "Outline Neon", "Magic Neon" and "Architecture Neon". Customers can choose the most suitable product according to the application site, functional requirements, project nature, cost budget and other factors.

Outline Neon

Outline Neon Series refers to super-slim neon flex, min. to 3mm in luminous surface. This series includes Trim Version and Trim-less Version. For neon with trims, you can fit it perfectly and at ease into space or furniture with no profile needed. For trim-less neon, you can match it with mini profile or use it individually. It's slim and fine, quite flexible for use as micro-scene outlining and furniture matching.



Magic Neon

Magic Neon Series refers to 360° silicone neon strip that offers much of creative flexibility and potentials for you. The series includes Flexible, Pose-able and Strain-less series. Flexible series includes that of 13/18/25mm in diameter, featured in arbitrary cutting and free bending. Pose-able series, bending is posing, allows you to pose light in any way you want at ease. Strain-less series, with anti-gravity design, is like a meteor straight in the air. Magic neon helps designers' inspiration.



Architecture Neon

Architecture Neon Series refers to neon flex of high reliability and protection that allows to expose to in-/ outdoor and underwater environment. The series includes Facade Light and Under Water. Facade Light is available in multiple sizes, light colors and SPI/ DMX, a comprehensive solution for specific scenes that requires high photo-electrical performance. Under Water features in IK10 and IP68 protection, reliable for underwater lighting.

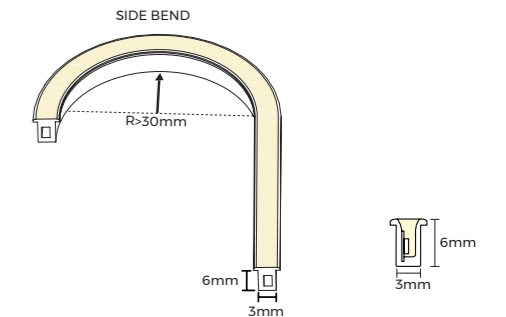


Product List

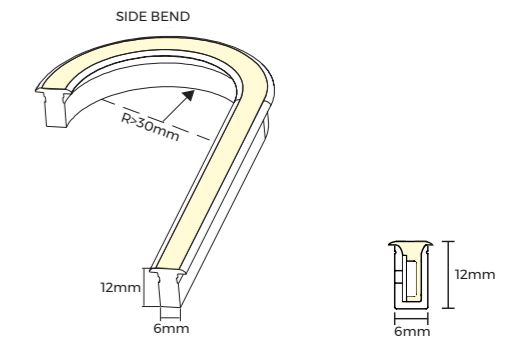
Outline neon

Trim

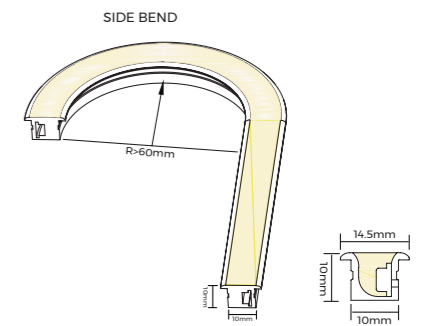
Series	Trim
Model	NMS0306T NEW
Length (mm)	5000
Input voltage	DC 12V/24V
Max.power (W/m)	8.3
Typ.power (W/m)	7.2
CRI	>90
CCT / Color	2300 K 2700 K 3000 K 4000 K CCT
Min. bending radius (mm)	>30
IP	IP54



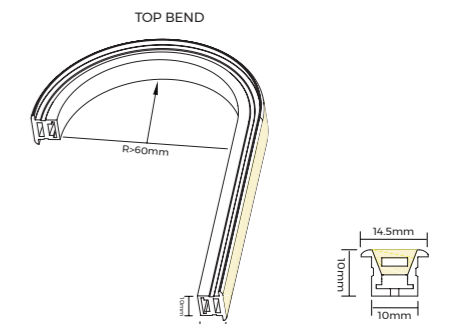
Series	Trim
Model	NJS0612T NEW
Length (mm)	5000
Input voltage	DC 24V
Max.power (W/m)	9.6
Typ.power (W/m)	8.8
CRI	>80
CCT / Color	2700 K 3000 K 3700 K 5000 K
Min. bending radius (mm)	>30
IP	IP65



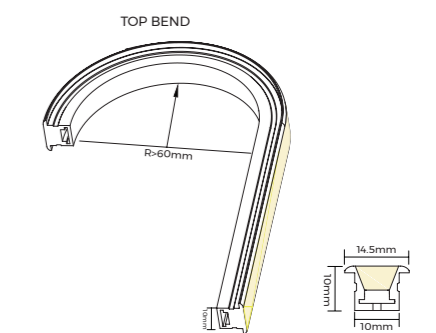
Series	Trim
Model	NMS1010T NEW
Length (mm)	10000
Input voltage	DC 24V
Max.power (W/m)	8
Typ.power (W/m)	7.2
CRI	>90
CCT / Color	2300 K 2700 K 3000 K 3500 K 4000 K 4200 K
Min. bending radius (mm)	>60
IP	IP67



Series	Trim
Model	NJT1010T
Length (mm)	5000
Input voltage	DC 24V
Max.power (W/m)	9.6
Typ.power (W/m)	8.8
CRI	>80
CCT / Color	2700 K 3000 K 4000 K 5000 K
Min. bending radius (mm)	>60
IP	IP65

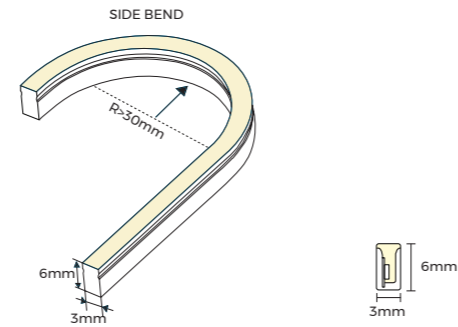


Series	Trim
Model	NMT1010T NEW
Length (mm)	10000
Input voltage	DC 24V
Max.power (W/m)	8
Typ.power (W/m)	7.2
CRI	>90
CCT / Color	2300 K 2700 K 3000 K 3500 K 4400 K
Min. bending radius (mm)	>60
IP	IP67

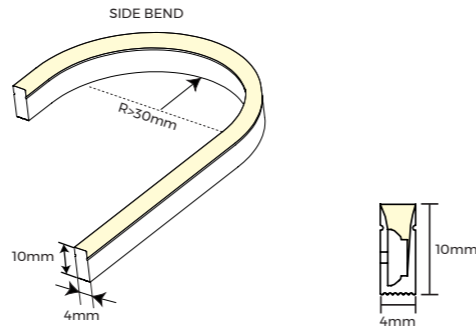


Trimless

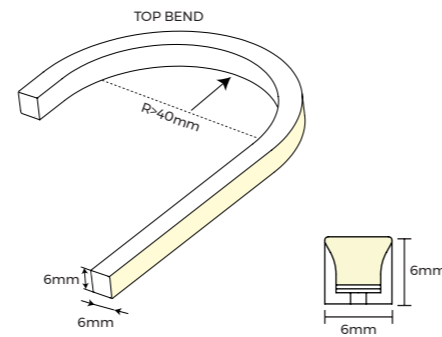
Series	Trimless
Model	NMS0306 NEW
Length (mm)	5000
Input voltage	DC 12V/24V
Max.power (W/m)	8.3
Typ.power (W/m)	7.2
CRI	>90
CCT / Color	2300 K 2700 K 3000 K 4000 K CCT
Min. bending radius (mm)	>30
IP	IP54



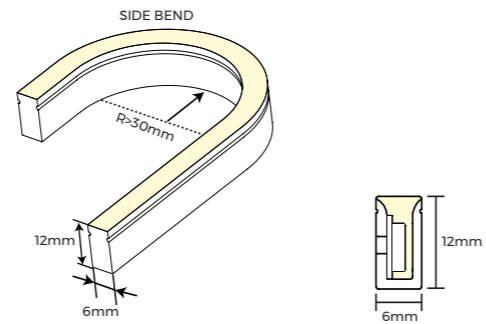
Series	Trimless
Model	NMS0410
Length (mm)	5000
Input voltage	DC 12/24V
Max.power (W/m)	7.9 (White light) ; 7.9(G/B) ; 7.9 (CCT)
Typ.power (W/m)	7.2 (White light) ; 7.2 (G/B); 7.2 (CCT)
CRI	>90
CCT / Color	2300 K 2700 K 3000 K 4000 K G B CCT
Min. bending radius (mm)	>30
IP	IP65



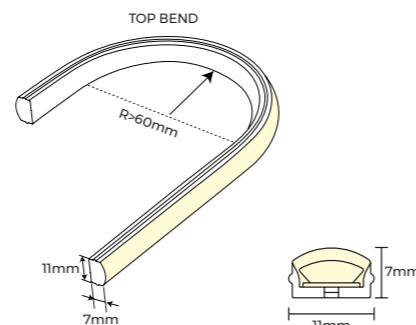
Series	Trimless
Model	NTT0606
Length (mm)	5000
Input voltage	DC 12V/24V
Max.power (W/m)	8.3
Typ.power (W/m)	7.2
CRI	>90
CCT / Color	2300 K 2700 K 3000 K 4400 K
Min. bending radius (mm)	>40
IP	IP65



Series	Trimless
Model	NMS0612
Length (mm)	5000/30000
Input voltage	DC 12V/24V/48V
Max.power (W/m)	10.6 (White light,12V/24V) ; 5.8 (White light, 48V)
Typ.power (W/m)	9.6 (White light,12V/24V) ; 5.3 (White light, 48V)
CRI	>90
CCT / Color	2300 K 2700 K 3000 K 4000 K
Min. bending radius (mm)	>30
IP	IP65

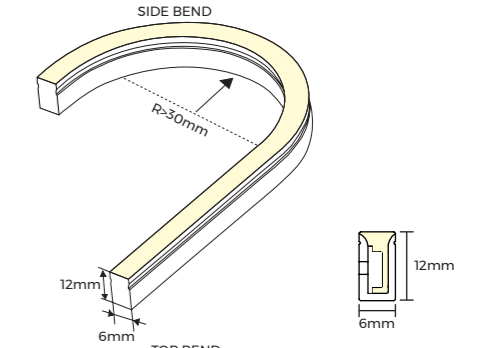


Series	Trimless
Model	NNT0711
Length (mm)	5000
Input voltage	DC 24V
Max.power (W/m)	11.5
Typ.power (W/m)	10
CRI	>90
CCT / Color	2300 K 2700 K 3000 K 4000 K
Min. bending radius (mm)	>60
IP	IP65

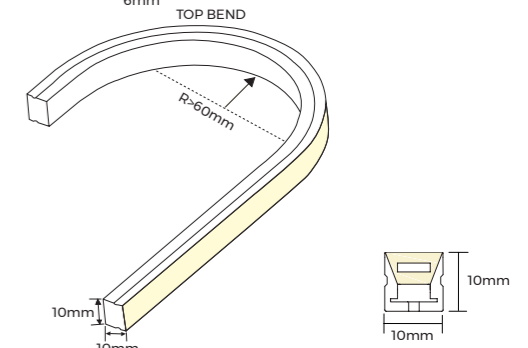


Trimless

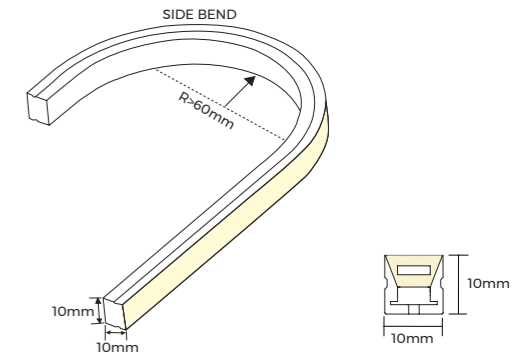
Series	Trimless
Model	NJS0612
Length (mm)	5000
Input voltage	DC 24V
Max.power (W/m)	9.6
Typ.power (W/m)	8.8
CRI	>80
CCT / Color	2700 K 3000 K 3700 K 5000 K
Min. bending radius (mm)	>30
IP	IP65



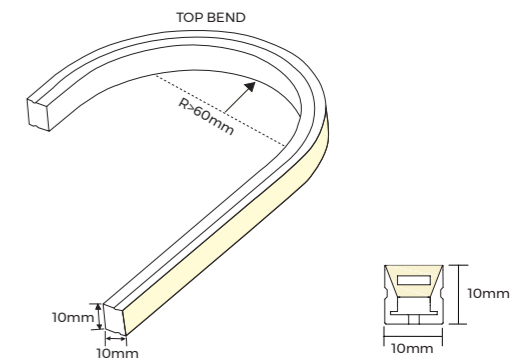
Series	Trimless
Model	NJT1010
Length (mm)	5000
Input voltage	DC 24V
Max.power (W/m)	9.6
Typ.power (W/m)	8.8
CRI	>80
CCT / Color	2700 K 3000 K 4000 K 5000 K
Min. bending radius (mm)	>60
IP	IP65



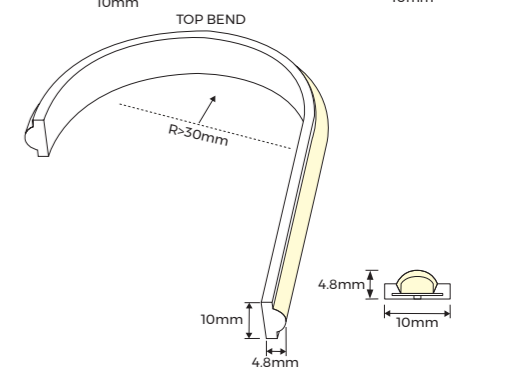
Series	Trimless
Model	NMS1010 NEW
Length (mm)	10000
Input voltage	DC 24V
Max.power (W/m)	8
Typ.power (W/m)	7.2
CRI	>90
CCT / Color	2300 K 2700 K 3000 K 3500 K 4000 K
Min. bending radius (mm)	>80
IP	IP67



Series	Trimless
Model	NMT1010 NEW
Length (mm)	10000
Input voltage	DC 24V
Max.power (W/m)	8
Typ.power (W/m)	7.2
CRI	>90
CCT / Color	2300 K 2700 K 3000 K 3500 K 4400 K
Min. bending radius (mm)	>80
IP	IP67



Series	Trimless
Model	NNT1005 NEW
Length (mm)	5000
Input voltage	DC 24V
Max.power (W/m)	11.2 16.5
Typ.power (W/m)	10 15
CRI	>90
CCT / Color	2200 K 2700 K 3000 K 4200 K 4300 K
Min. bending radius (mm)	>30
IP	IP65

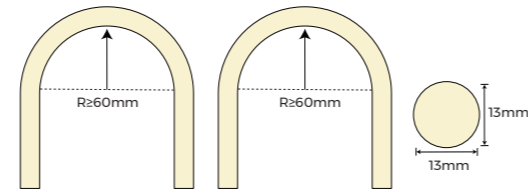


Product List

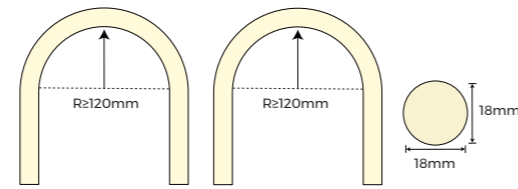
Magic neon

Flexible

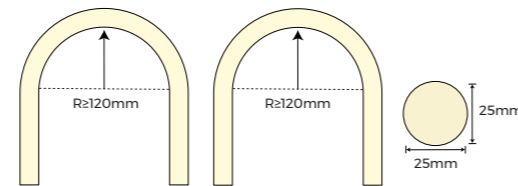
Series	Flexible
Model	NNR13 NEW
Length (mm)	5000/10000
Input voltage	DC 24V/48V
Max.power (W/m)	9.6(White light, 24V, 5m) ; 9.6(White light, 48V, 10m)
Typ.power (W/m)	8.6(White light, 24V, 5m) ; 8.6(White light, 48V, 10m)
CRI	>90
CCT / Color	2300 K 2700 K 3000 K 4300 K
Min. bending radius (mm)	≥60
IP	IP65



Series	Flexible
Model	NNR18
Length (mm)	5000
Input voltage	DC 24V
Max.power (W/m)	16(White light, 24V, 5m) ; 11(G/B, 24V, 5m) ; 16(CCT, 24V, 5m) ; 14.3(W/RGB, 24V, 5m)
Typ.power (W/m)	14.4(White light, 24V, 5m) ; 10(G/B, 24V, 5m) ; 14.4(CCT, 24V, 5m) ; 13(W/RGB, 24V, 5m)
CRI	>90
CCT / Color	2300 K 2700 K 3000 K 4000 K G B CCT RGB
Min. bending radius (mm)	≥120
IP	IP65

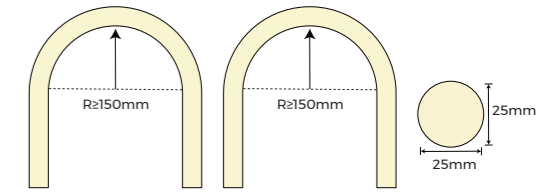


Series	Flexible
Model	NNR25
Length (mm)	5000/20000
Input voltage	DC 12V/24V/48V
Max.power (W/m)	16(White light, 24V, 5m); 11(G/B, 24V, 5m); 16(CCT, 24V, 5m); 13(White light, 48V, 20m); 20(RGBX, 12V, 3m); 16.56(RGB, 5m);
Typ.power (W/m)	14.4(White light, 24V, 5m); 10(G/B, 24V, 5m); 14.4(CCT, 24V, 5m); 12.5(White light, 48V, 20m); 18(RGBX, 12V, 3m); 14.4(RGB, 5m);
CRI	>90
CCT / Color	2300 K 2700 K 3000 K 4000 K G B CCT RGB
Min. bending radius (mm)	≥120
IP	IP65



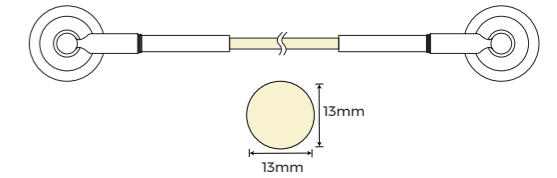
Pose-able

Series	Pose-able
Model	NNR25P NEW
Length (mm)	5000
Input voltage	DC 24V/48V
Max.power (W/m)	22.4(White light, 24V, 5m) ; 22.4(White light, 48V, 5m)
Typ.power (W/m)	20(White light, 24V, 5m) ; 20(White light, 48V, 5m)
CRI	>90
CCT / Color	2300 K 2700 K 3000 K 4000 K
Min. bending radius (mm)	≥150
IP	IP65



Strainless

Series	Strainless
Model	NNR13S NEW
Length (mm)	5000/10000
Input voltage	DC 24V/48V
Max.power (W/m)	9.6
Typ.power (W/m)	8.6
CRI	>90
CCT / Color	2300 K 2700 K 3000 K 4300 K
Min. bending radius (mm)	≥60
IP	IP65

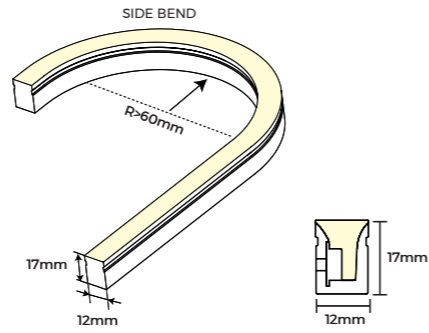


Product List

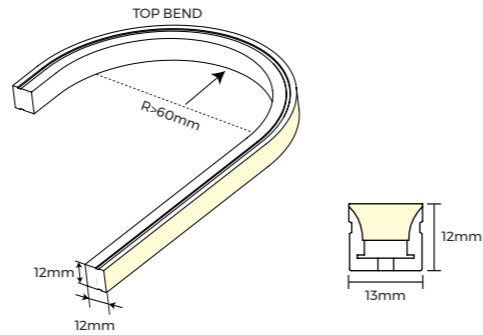
Architecture neon

Facade lighting

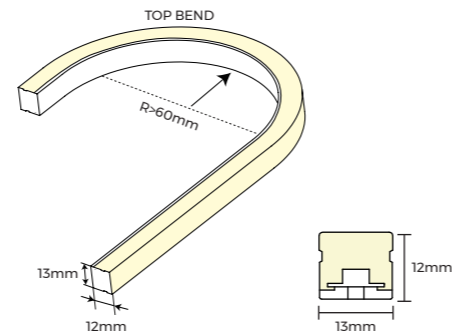
Series	Facade lighting
Model	NMS1217
Length (mm)	5000/10000/20000/50000
Input voltage	DC 24V/48V
Max.power (W/m)	10.6 (White light, 24V, 5/10m) ; 10.6 (White light, 48V, 20m) ; 5.8 (White light, 48V, 50m) 9.6 (G/B) ; 13.2 (RGB, 24V, 5m) ; 10.6 (RGB, 48V, 20m) ; 13.2 (CCT, 24V, 5m) 10.6 (CCT, 48V, 20m) 16 (RGBW, 24V, 5m) ; 10.6 (RGBW, 48V, 20m) ; 19.8 (Pixel, 24V, 5m)
Typ.power (W/m)	9.6 (White light, 24V, 5/10m) ; 9.6 (White light, 48V, 20m) ; 5.3 (White light, 48V, 50m) 10.6(G/B) ; 12 (RGB, 24V, 5m) ; 9.6 (RGB, 48V, 20m) ; 12 (CCT, 24V, 5m) 9.6 (CCT, 48V, 20m) 14.4 (RGBW, 24V, 5m) ; 9.6 (RGBW, 48V, 20m) ; 18 (Pixel, 24V, 5m)
CRI	>80/90
CCT / Color	
Min. bending radius (mm)	>60,>80(SPI/DMX)
IP	IP67



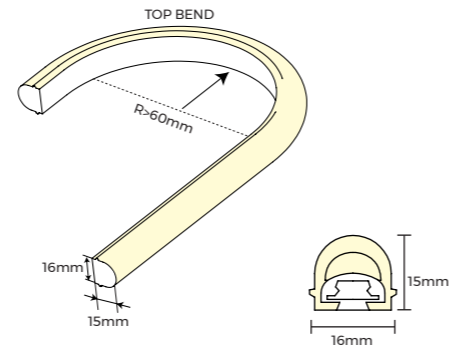
Series	Facade lighting
Model	NMT1312
Length (mm)	5000/10000/20000/50000
Input voltage	DC 24V/48V
Max.power (W/m)	10.6 (White light, 24V, 5/10m) ; 10.6 (White light, 48V, 20m) ; 5.8 (White light, 48V, 50m) 10.6 (G/B) ; 13.2 (RGB, 24V, 5m) ; 10.6 (RGB, 48V, 20m) ; 13.2 (CCT, 24V, 5m) 10.6 (CCT, 48V, 20m) 16 (RGBW, 24V, 5m) ; 10.6 (RGBW, 48V, 20m) ; 19.8 (Pixel, 24V, 5m)
Typ.power (W/m)	9.6 (White light, 24V, 5/10m) ; 9.6 (White light, 48V, 20m) ; 5.3 (White light, 48V, 50m) 9.6(G/B) ; 12 (RGB, 24V, 5m) ; 9.6 (RGB, 48V, 20m) ; 12 (CCT, 24V, 5m) 9.6 (CCT, 48V, 20m) 14.4 (RGBW, 24V, 5m) ; 9.6 (RGBW, 48V, 20m) ; 18 (Pixel, 24V, 5m)
CRI	>80/90
CCT / Color	
Min. bending radius (mm)	>60,>80(SPI/DMX)
IP	IP67



Series	Facade lighting
Model	NMT1312U (three faced light emission)
Length (mm)	5000/10000
Input voltage	DC 24V
Max.power (W/m)	12
Typ.power (W/m)	11
CRI	>90
CCT / Color	
Min. bending radius (mm)	>60
IP	IP67

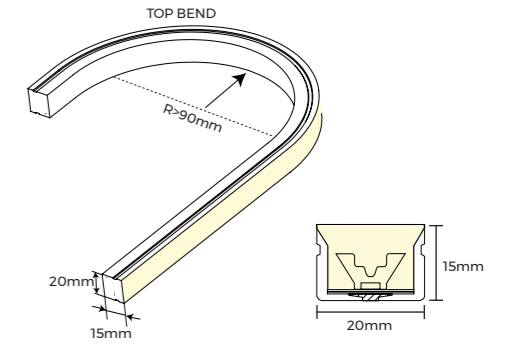


Series	Facade lighting
Model	NNT1615
Length (mm)	5000/10000
Input voltage	DC 24V
Max.power (W/m)	10.6W (White light) ; 13.2W (RGB) ; 20.7 (Pixel, 24V, 5m)
Typ.power (W/m)	9.6W (White light) ; 12W (RGB) ; 18 (Pixel, 24V, 5m)
CRI	>80/90
CCT / Color	
Min. bending radius (mm)	>80
IP	IP67 (DMX)

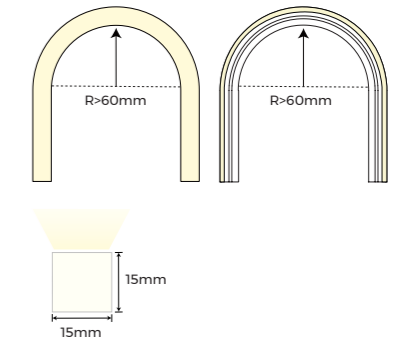


Facade lighting

Series	Facade lighting
Model	NMT2015
Length (mm)	5000/20000
Input voltage	DC 24V
Max.power (W/m)	16 (White light, 24V, 5m) ; 8.8 (White light, 24V, 20m) ; 16 (G/B, 24V, 5m) ; 8.8 (G/B, 24V, 20m) ; 16 (RGB, 24V, 5m) ; 17.25 (RGBWM, 24V, 5m) ; 20.2 (RGBM/8XWM, 24V, 5m) ;
Typ.power (W/m)	14 (White light, 24V, 5m) ; 8 (White light, 24V, 20m) ; 14 (G/B, 24V, 5m) ; 8 (G/B, 24V, 20m) ; 14 (RGB, 24V, 5m) ; 15 (RGBWM, 24V, 5m) ; 18 (RGBM/8XWM, 24V, 5m) ;
CRI	>80/90
CCT / Color	
Min. bending radius (mm)	>80/90
IP	IP67

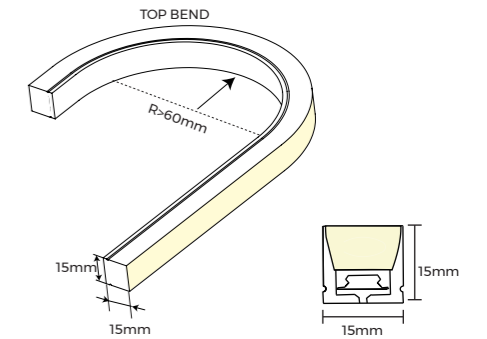


Series	Facade lighting
Model	NM3D1515
Length (mm)	5000/10000
Input voltage	DC 24V/48V
Max.power (W/m)	8
Typ.power (W/m)	7.2
CRI	>90
CCT / Color	
Min. bending radius (mm)	>60
IP	IP67

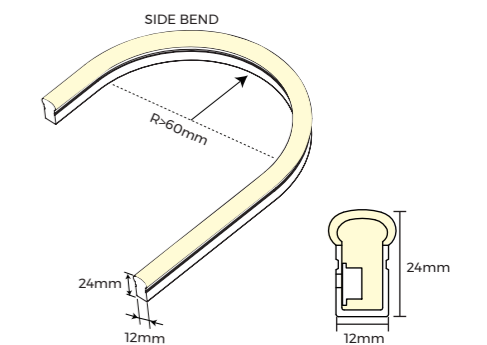


Under water

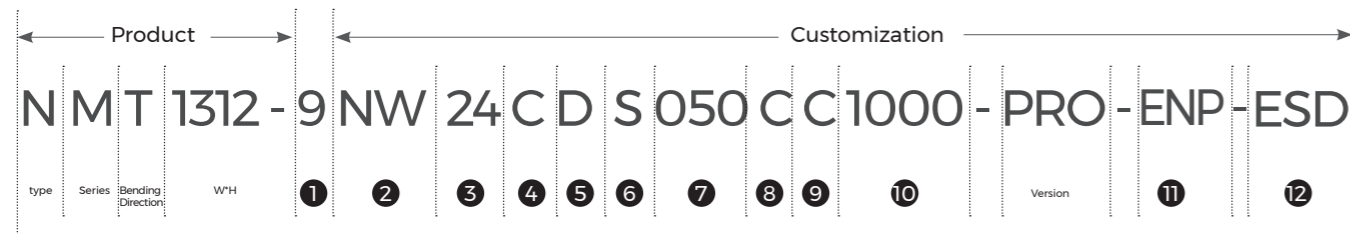
Series	Under water
Model	NMT1515
Length (mm)	5000/10000/20000/50000
Input voltage	DC 24V/48V
Max.power (W/m)	10.6 (White light, 24V) ; 10.6(G/B) 13.2 (RGB) ; 5.8 (White light, 48V, 50m) ; 10.6 (White light, 48V, 20m)
Typ.power (W/m)	9.6 (White light, 24V) ; 9.6(G/B) 12 (RGB) ; 5.3 (White light, 48V, 50m) ; 9.6 (White light, 48V, 20m)
CRI	>90
CCT / Color	
Min. bending radius (mm)	>60
IP	IP68/IP67 (48V)



Series	Under water
Model	NNS1224
Length (mm)	5000/10000
Input voltage	DC 24V
Max.power (W/m)	10.6W (White light) ; 13.2W (RGB) ; 17.25 (Pixel)
Typ.power (W/m)	9.6W (White light) ; 12W (RGB) ; 15 (Pixel)
CRI	>80/90
CCT / Color	
Min. bending radius (mm)	>60,>80(DMX)
IP	IP68/IP67(DMX)



Ordering Code



Simple steps, comprehensively open to customize personalized product

CRI	Code	1
RGB or colorful, no CRI	0	
CRI>80	8	
CRI>90	9	

Silk Printing	Code	4
COLORS	C	
Neutral	N	
Customized	S	

Package	Code	8
COLORS	C	
Distribution packaging	B	

CCT/color	Code	2
2200-2400K	LW	
2600-2800K	SW	
2800-3200K	WW	
3200-3800K	PW	
3800-4700K	NW	
4800-5200K	DW	
5800-6500K	W	
Green	G	
Blue	B	
Adjustable CCT	SWW	
RGB	RGB	
RGBW	RGBW	
RGBSW	RGBSW	
RGBX	RGBX	

Entry cable	Code	5
One end	S	
Dual ends	D	

Label Type	Code	9
COLORS	C	
Customized	S	

Wire Type	Code	6
PVC	N	
Silicone	S	

Strip Length	Code	10
50m/reel	5000	
15m/reel	1500	
10m/reel	1000	
5m/reel	0500	

Wire Length	Code	7
50CM	050	
20CM	200	

IP	Code	11
Fully-wrapped	EP	
End-cap of no dark area	ENP	
Metal end cap	MC	

Input voltage	Code	3
DC12V	12	
DC24V	24	
DC48V	48	


Technology type	Code	12
Antistatic surface treatment	ESD	



NMS0306/ NMS0306T

Ultimately tiny, 3*6mm only
 Tri-color extruded, precise cutting
 With trims/ trim-less optional
NMS0306/ NMS0306T





NMS1010(T)/ NMT1010(T)

1led/cut, can be cut arbitrarily for any length
10m driven by one end
Top-bend & side-bend, trim & trim-less optional



NNT1005

5mm super-slim, furniture matching.
Clear cutting window, easy cutting.
ESD dust-proof skin-feel processing.
Molded end cap of same size, IP67 protection.



Outline neon

Trim Series

- 1.3-11mm luminous surface
- 2.Profile-free easy installation
- 3.Delicate outline or furniture matching

Trim-less Series

- 1.3-11mm luminous surface
- 2.Side/ top bend optional
- 3.Delicate outline or furniture matching

NMS0306T | NMS0306 NEW



- 3mm slim luminous surface, slim and fine, suitable for use in indoor outline and furniture matching
- Adopt tri-color silicone extrusion, clearer cutting window, easy & flexible cutting
- Available in trim-less & with-trim models. With trims, it can achieve profile-free easy installation.
- High-density LED strip inside, uniform & glare-free light emission; 3-year warranty, life span ≥ 36,000 hrs

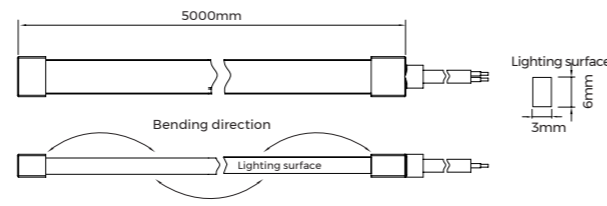
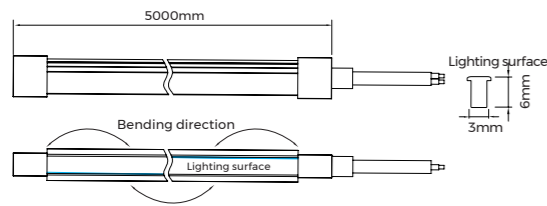


Photo-electric Parameters				
Input voltage	CRI	CCT	LM/m	LM/W
12V	>90	2300 K	180	25
		2700 K	185	26
		3000 K	200	28
		4000 K	220	31
		CCT	140	39
24V		2300 K	230	32
		2700 K	230	33
		3000 K	230	32
		4000 K	280	18
		CCT	160	22

1. The above parameters are tested based on 1M standard products;
2. The power and luminous flux are allowed to have an error range of ±10%;
3. The above parameters are typical values;

General Parameter

Basic Parameters					
Series	Cutting unit	Input voltage	Input current	Typ. power	Size
White Light	3LED/15.6mm	DC12V	0.6A	7.2W	5m
White Light	7LED/35.7mm	DC24V	0.3A	7.2W	5m
CCT	6LED/15.6mm	DC12V	0.6A	7.2W	5m
CCT	14LED/35.7mm	DC24V	0.3A	7.2W	5m
Bend radius	>30mm				

Photo-electric Parameters				
Input voltage	CRI	CCT	LM/m	LM/W
12V	>90	2300 K	170	24
		2700 K	170	25
		3000 K	185	26
		4000 K	200	28
		CCT	140	18
24V		2300 K	170	24
		2700 K	215	29
		3000 K	235	33
		4000 K	260	36
		CCT	215	29

1. The above parameters are tested based on 1M standard products;
2. The power and luminous flux are allowed to have an error range of ±10%;
3. The above parameters are typical values;

Recommended Accessories		
Aluminum carrier	AS-NMS0306A-1000	L1000*W4.8*H6.6mm
Metal end cap kit	AS-NMS0306TSHO-EC	L250*250*150mm, with screws straight outlet
End cap set	AS-NMS0306GH0-EC	One end cap+one plug straight outlet
Gum filler	AS-PG-0002	10ml/pcs
Gray wire	AS-WS-0025 AS-WS-0026	L: 0.5m L: 2m

NJS0612T | NJS0612 NEW



- 6mm luminous surface, suitable for use as indoor outline or auxiliary lighting
- Available in trim-less & with-trim models. With trims, it can achieve profile-free easy installation.
- Reel-to-reel LED strip inside, highly-reliable quality; integrated silicone extrusion, UL, CE and ROHS certified.
- 3-year indoor & 2-year outdoor warranty, life span ≥ 36,000 hrs

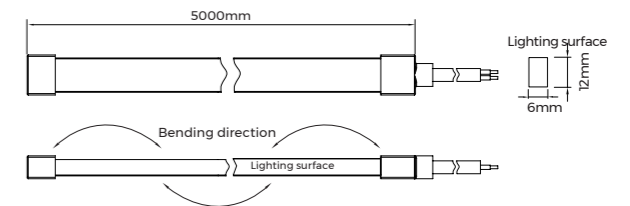
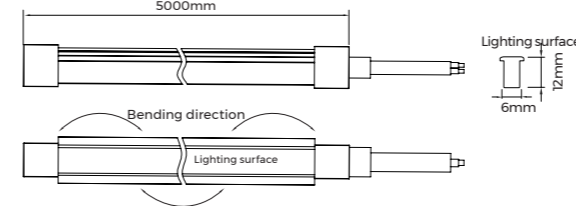


Photo-electric Parameters			
CRI	CCT	LM/m	LM/W
>80	2700 K	280	35
	3000 K	320	40
	3700 K	330	38
	5000 K	300	40
	CCT	140	18

1. The above parameters are tested based on 1M standard products;
2. The power and luminous flux are allowed to have an error range of ±10%;
3. The above parameters are typical values;

General Parameter

Basic Parameters					
Series	Cutting unit	Input voltage	Input current	Typ. power	Size
White Light	6LED/50mm	DC24V	0.37A	8.8W	5m
Bend radius	>30mm				

Photo-electric Parameters			
CRI	CCT	LM/m	LM/W
>80	2700 K	280	30
	3000 K	330	35
	3700 K	340	40
	5000 K	320	35
	CCT	140	18

1. The above parameters are tested based on 1M standard products;
2. The power and luminous flux are allowed to have an error range of ±10%;
3. The above parameters are typical values;

Recommended Accessories		
Aluminum carrier	AS-NMS0612A-1000	L1180*W135*H130mm, with screws
Aluminium clip	AS-MS0612A-20	L20*W8*H13.5mm, with screws
Metal end cap kit	AS-NMS0612TSHO-EC	L250*250*150mm, with screws straight outlet
End cap set	AS-MS0612GH0-EC	One end cap+one plug straight outlet
Gum filler	AS-PG-0002	10ml/pcs
Wire	AS-WS-0005 AS-WS-0006	L: 0.5m L: 2m

NMT1010T | NMT1010 NEW



- 1led/cut, can be cut arbitrarily for any length.
- Top-bend, 10m driven by one end
- Trim & trim-less optional. With trims, it can achieve profile-free easy installation
- 3-year warranty, can be used for indoor or facade lighting

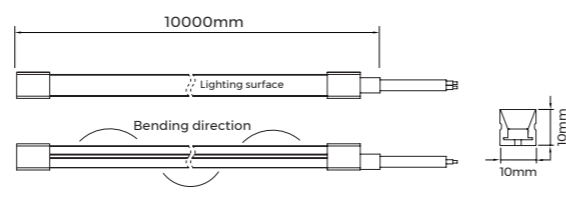
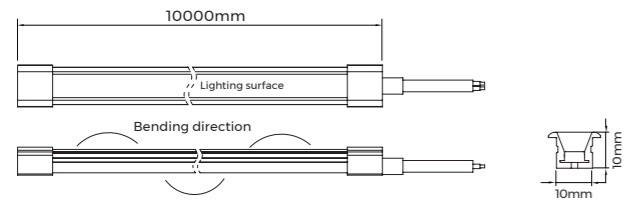


Photo-electric Parameters			
CRI	CCT	LM/m	LM/W
>90	2300 K	425	58
	2700 K	445	60
	3000 K	445	60
	3500 K	460	63
	4400 K	490	67

1. The above parameters are tested based on 1M standard products;
2. The power and luminous flux are allowed to have an error range of ±10%;
3. The above parameters are typical values;

Photo-electric Parameters			
CRI	CCT	LM/m	LM/W
>90	2300 K	415	58
	2700 K	435	60
	3000 K	435	60
	3500 K	455	63
	4400 K	485	67

1. The above parameters are tested based on 1M standard products;
2. The power and luminous flux are allowed to have an error range of ±10%;
3. The above parameters are typical values;

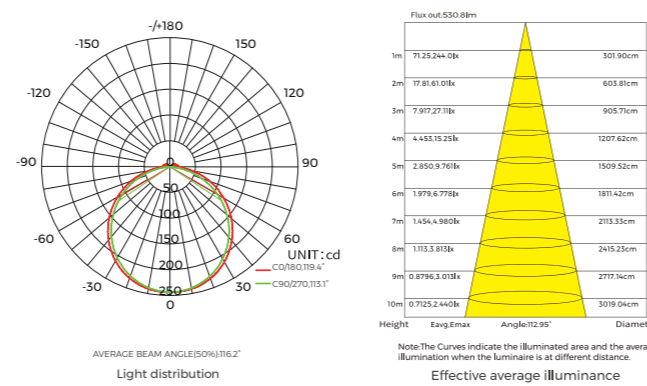
General Parameter

Basic Parameters

Series	Cutting unit	Input voltage	Input current	Typ. power	Size
White Light	50mm	DC24V	0.37A	8.8W	10m
Bend radius	>60mm				

Recommended Accessories

Aluminum carrier	AS-NMT1010A-1000	L1180*135*130mm, with screws	
Aluminium clip	AS-NMT1010A-20	L250*250*150mm, with screws	
End cap set	AS-NMT1010TGH0-EC	One end cap+one plug straight outlet	
Metal end cap set	AS-NMT1010TSHO-EC	One end cap+one plug straight outlet	



Recommended Accessories

Gum filler	AS-PG-0002	10ml/pcs	
Wire	AS-WS-0009 AS-WS-0010	L: 0.5m 2P: 2X0.5mm² L: 2m 2P: 2X0.5mm²	

NMS1010T | NMS1010 NEW



- 1led/cut, can be cut arbitrarily for any length.
- Side-bend, 10m driven by one end
- Trim & trim-less optional. With trims, it can achieve profile-free easy installation
- 3-year warranty, can be used for indoor or facade lighting

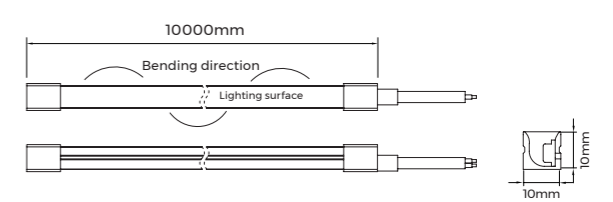
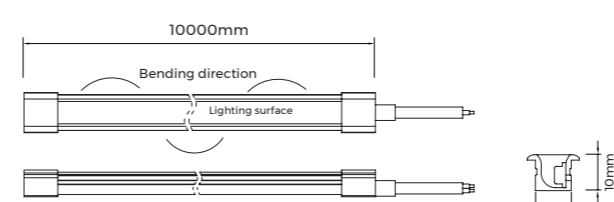


Photo-electric Parameters			
CRI	CCT	LM/m	LM/W
>90	2300 K	320	44
	2700 K	350	48
	3000 K	350	48
	3500 K	370	51
	4000 K	370	51

1. The above parameters are tested based on 1M standard products;
2. The power and luminous flux are allowed to have an error range of ±10%;
3. The above parameters are typical values;

Photo-electric Parameters			
CRI	CCT	LM/m	LM/W
>90	2300 K	320	44
	2700 K	350	48
	3000 K	350	48
	3500 K	370	51
	4000 K	370	51

1. The above parameters are tested based on 1M standard products;
2. The power and luminous flux are allowed to have an error range of ±10%;
3. The above parameters are typical values;

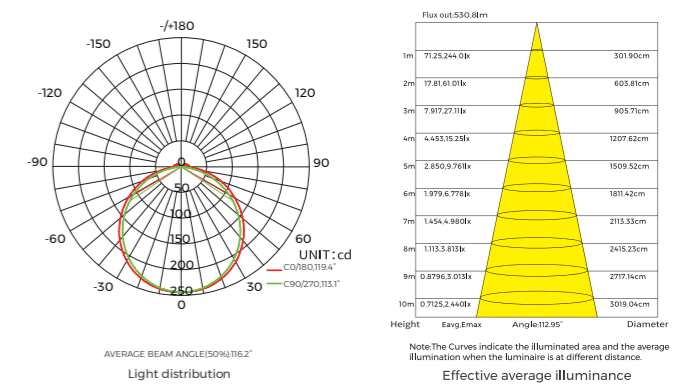
General Parameter

Basic Parameters

Series	Cutting unit	Input voltage	Input current	Typ. power	Size
White Light	50mm	DC24V	0.37A	8.8W	10m
Bend radius	>60mm				



Recommended Accessories

Aluminum carrier	AS-NMT1010A-1000	L1180*135*130mm, with screws	
Aluminium clip	AS-NMT1010A-20	L250*250*150mm, with screws	
End cap set	AS-NMT1010TGH0-EC	One end cap+one plug straight outlet	
Metal end cap set	AS-NMT1010TSHO-EC	One end cap+one plug straight outlet	



Recommended Accessories

Gum filler	AS-PG-0002	10ml/pcs	
Wire	AS-WS-0009 AS-WS-0010	L: 0.5m 2P: 2X0.5mm² L: 2m 2P: 2X0.5mm²	



- 10mm wide luminous surface, slim and delicate.
- Available in trim-less & with-trim models. With trims, it can achieve profile-free easy installation.
- Reel-to-reel LED strip inside, highly-reliable quality; integrated silicone extrusion, UL, CE and ROHS certified.
- 3-year indoor & 2-year outdoor warranty, life span ≥ 36,000 hrs

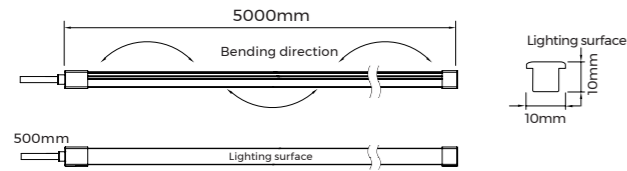


Photo-electric Parameters			
CRI	CCT	LM/m	LM/W
>80	2700 K	650	75
	3000 K	710	80
	4000 K	710	85
	5000 K	700	82

1. The above parameters are tested based on 1M standard products;
2. The power and luminous flux are allowed to have an error range of ±10%;
3. The above parameters are typical values;

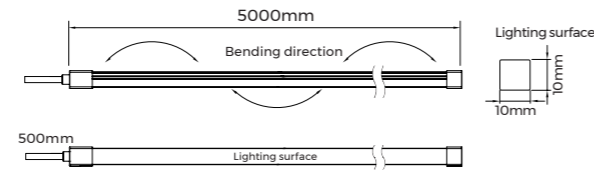


Photo-electric Parameters			
CRI	CCT	LM/m	LM/W
>80	2700 K	670	80
	3000 K	740	85
	4000 K	770	90
	5000 K	710	82

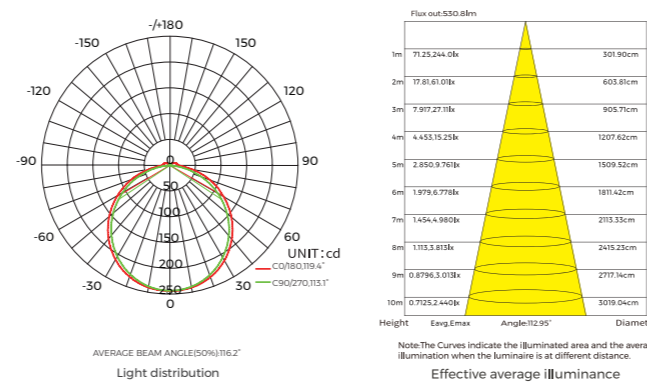
1. The above parameters are tested based on 1M standard products;
2. The power and luminous flux are allowed to have an error range of ±10%;
3. The above parameters are typical values;

General Parameter

Basic Parameters					
Series	Cutting unit	Input voltage	Input current	Typ. power	Size
White Light	6LED/50mm	DC24V	0.37A	8.8W	5m
Bend radius	>60mm				

Recommended Accessories

Aluminum carrier	AS-NMT1010A-1000	L1180*135*130mm, with screws
Aluminium clip	AS-NMT1010A-20	L250*250*150mm, with screws
End cap set	AS-NMT1010TGH0-EC	One end cap+one plug straight outlet
Metal end cap set	AS-NMT1010TSH0-EC	One end cap+one plug straight outlet

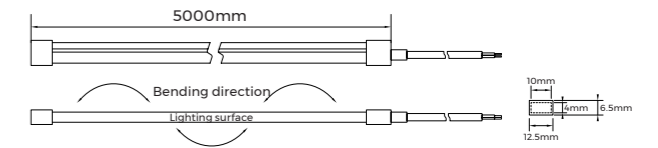


Recommended Accessories

Gum filler	AS-PG-0002	10ml/pcs
Wire	AS-WS-0009	L: 0.5m 2P: 2X0.5mm ²
	AS-WS-0010	L: 2m 2P: 2X0.5mm ²



- Slender and delicate with luminous surface of 4mm width.
- Silicone extrusion process, IP65 protection level, can be applied in indoor humid environment
- Multiple colors optional (white light, C/B, CCT)
- Multiple accessories for wide applications, such as indoor decorations outline and furniture lighting etc.



Basic Parameters

Series	Cutting unit	Input voltage	Input current	Typ. power	Size
White Light	3LED/17.86mm	DC12V	0.6A	7.2W	5M
White Light	7LED/41.67mm	DC24V	0.3A	7.2W	5M
CCT	6LED/15.625mm	DC12V	0.6A	7.2W	5M
CCT	12LED/31.25mm	DC24V	0.3A	7.2W	5M
Single Color	3LED/17.86mm	DC12V	0.6A	7.2W	5M
Single Color	7LED/41.66mm	DC24V	0.3A	7.2W	5M

Bend radius > 30mm

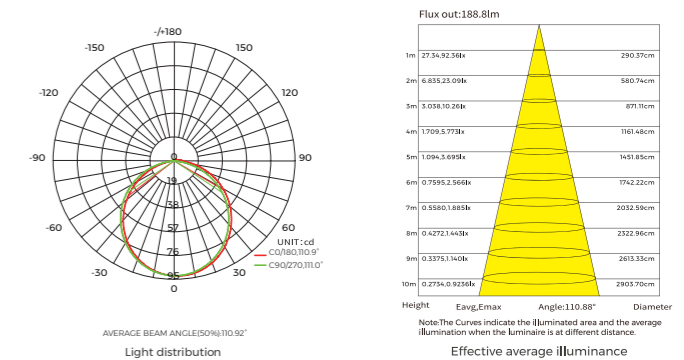
Recommended Accessories

Flat mounting aluminum groove	AS-NMS 0410A-1000	L: 1000mm
Fixed clip	AS-NMS 0410S-18	W5*H12*L18mm With screws
End cap set	AS-NMS 0410GH0-EC	One end cap+one plug straight outlet
Metal end cap set	AS-NMS 0410SH0-EC	One end cap+one plug straight outlet
Gum filler	AS-PG-0002	10ml/pcs
Wire	AS-WS-0005	L: 0.5m 2P: 2X0.5mm ²
	AS-WS-0006	L: 2m 2P: 2X0.5mm ²
Wire	AS-WS-0017	L: 0.5m 3P: 3X0.3mm ²
	AS-WS-0018	L: 2m 3P: 3X0.3mm ²
2P JST Wire	AS-FC-0007	L: 0.2m 2P: 2X0.3mm ²
3P JST Wire	AS-FC-0008	L: 0.2m 3P: 2X0.3mm ²
Wire	AS-WS-0009	L: 0.5m 2P: 2X0.5mm ²
	AS-WS-0010	L: 2m 2P: 2X0.5mm ²

Photo-electric Parameters

CRI	CCT	LM/m	LM/W
>90	2300 K	240	33
	2700 K	240	33
	3000 K	240	33
	4000 K	270	37.5
	CCT	220	24
	G	/	/
	B	/	/

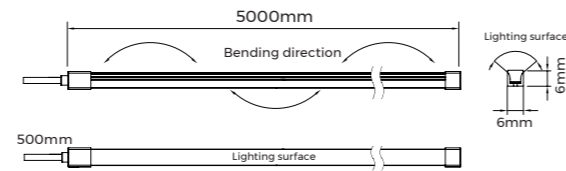
1. The above parameters are tested based on 1M standard products;
2. The power and luminous flux are allowed to have an error range of ±10%;
3. The above parameters are typical values;



NTT0606



- 6mm wide luminous surface, slim and delicate.
- Adopt silicone co-extrusion process, featured in strong bending and flexing resistance, can achieve various top bending styles.
- Small cutting unit, more precise size, more free design.
- Great protective performance with resistance against water, fire, aging and chemical corrosion.
- Innovative outlet solution, suitable for outline decoration of furniture and other installation applications.



Basic Parameters

Series	Cutting unit	Input voltage	Input current	Typ. power	Size
White Light	7LED/25mm	DC24V	0.3A	7.2W	5m
White Light	3LED/10.87mm	DC12V	0.6A	7.2W	5m
Bend radius	>40mm				

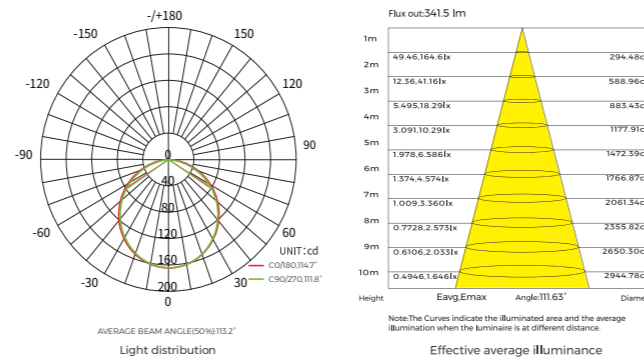
Recommended Accessories

Aluminum carrier	AS-NTT 0606A-1000	L1000*W7.9*H6.7mm, with screws	
Aluminium clip	AS-NTT 0606S-18	L18*W7.1*H6.7mm, with screws	
End cap set	AS-NTT 0606GH0-EC	One end cap+one plug straight outlet	
Gum filler	AS-PG-0002	10ml/pcs	
Wire	AS-WS0019 AS-WS0020	L: 0.5m 2P: 2X0.3mm ² L: 2m 2P: 2X0.3mm ²	

Photo-electric Parameters

CRI	CCT	LM/m	LM/W
>90	2300 K	400	55
	2700 K	450	62.5
	3000 K	450	62.5
	4400 K	450	62.5

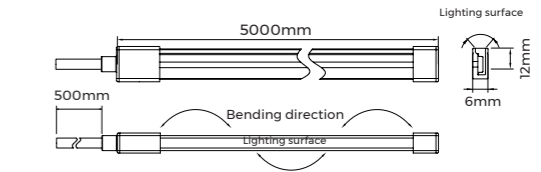
1. The above parameters are tested based on 1M standard products;
2. The power and luminous flux are allowed to have an error range of $\pm 10\%$;
3. The above parameters are typical values;



NMS0612



- No white edge structure design, with luminous surface of 6mm width
- DC48V single-ended power supply for 30 meters at most.
- Adopt silicone integrated extrusion molding process, featured in strong resistance to tensile, bending and flexing.
- Multiple accessories for wide applications, such as indoor decorations outline and furniture lighting etc.



Basic Parameters

Series	Cutting unit	Input voltage	Input current	Typ. power	Size
White Light	3 LED/25mm	DC12V	0.8A	9.6W	5M
White Light	6 LED/50mm	DC24V	0.4A	9.6W	5M
White Light	12LED/100mm	DC48V	0.11A	5.3W	30M
Bend radius	>30mm				

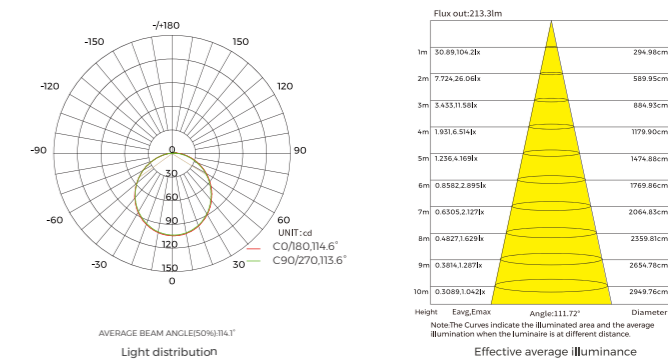
Recommended Accessories

Flat mounting aluminum groove	AS-NMS 0612A-1000	L: 1000mm With screws	
Flat mounting clip	AS-NMS 0612A-20	L: 20mm With screws	
Aluminum groove with reserved wire outlet	AS-NMS 0612A1-1000	L: 1000mm With screws	
PC groove	AS-NMS 0612P-1000	L: 1000mm With screws	
PC clip	AS-NMS 0612P-20	L: 20mm With screws	
Moldable groove	AS-NMS 0612M-500	L: 500mm With screws	
End cap set	AS-NMS 0612GH0-EC	One end cap+one plug straight outlet	
Metal end cap set	AS-NMS 0612SH0-EC	One end cap+one plug straight outlet	
Wire	AS-WS-0005 AS-WS-0006	L: 0.5m 2P: 2X0.5mm ² L: 2m 2P: 2X0.5mm ²	
Wire	AS-WS-0017 AS-WS-0018	L: 0.5m 3P: 3X0.3mm ² L: 2m 3P: 3X0.3mm ²	
Wire	AS-WS-0009 AS-WS-0010	L: 0.5m 2P: 2X0.5mm ² L: 2m 2P: 2X0.5mm ²	

Photo-electric Parameters

Input voltage	CRI	CCT	LM/m	LM/W
12/24V	>90	2300 K	250	26
		2700 K	280	29
		3000 K	280	29
		4000 K	280	29
48V	>90	2300 K	150	28
		2700 K	170	32
		3000 K	170	32
		4000 K	190	35

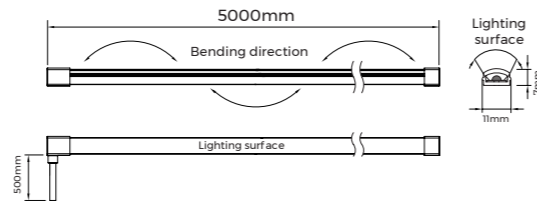
1. The above parameters are tested based on 1M standard products;
2. The power and luminous flux are allowed to have an error range of $\pm 10\%$;
3. The above parameters are typical values;



NNT0711



- 11mm wide large luminous surface, 120° beam angle.
- Adopt silicone tri-color extrusion process, featured in strong bending and flexing resistance, can achieve various top bending styles.
- Built-in COF LED strip, displays brilliant colors.
- Small cutting unit, more precise size, meet the requirements of dimension accuracy in project customization.
- Suitable for laminate furniture or display racks in shopping malls as display lighting.



Basic Parameters

Series	Cutting unit	Input voltage	Input current	Typ. power	Size
White Light	8LED/25mm	DC24V	0.42A	10W	5m
Bend radius	>60mm				

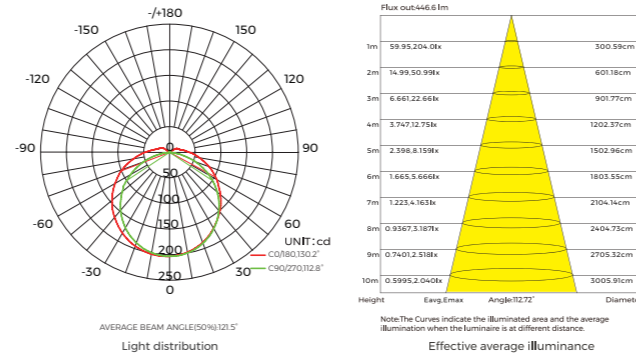
Recommended Accessories

Flat mounting aluminum groove	AS-NNT 0711A-1000	L : 1000mm With screws	
Flat mounting clip	AS-NNT 0711A-25	L : 25mm With screws	
End cap set	AS-NNT 0711GDO-EC	One end cap+one plug bottom outlet	
Gum filler	AS-PG-0002	10ml/pcs	
Wire	AS-WS-0001 AS-WS-0002	L : 0.5m 2P : 2X0.5mm ² L : 2m 2P : 2X0.5mm	

Photo-electric Parameters

CRI	CCT	LM/m	LM/W
>90	2300 K	610	61
	2700 K	680	68
	3000 K	730	73
	4000 K	760	76

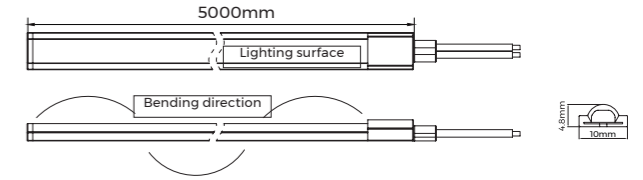
1. The above parameters are tested based on 1M standard products;
2. The power and luminous flux are allowed to have an error range of ±10%;
3. The above parameters are typical values;



NNT1005 NEW



- 5mm super-slim, furniture matching
- Clear cutting window, easy cutting
- ESD dust-proof skin-feel processing
- Molded end cap of same size, IP67 protection



Basic Parameters

Series	Cutting unit	Input voltage	Input current	Typ. power	Size
White Light	24LED/50mm	DC24V	0.4A	10W/15W	5m
Bend radius	≥30mm				

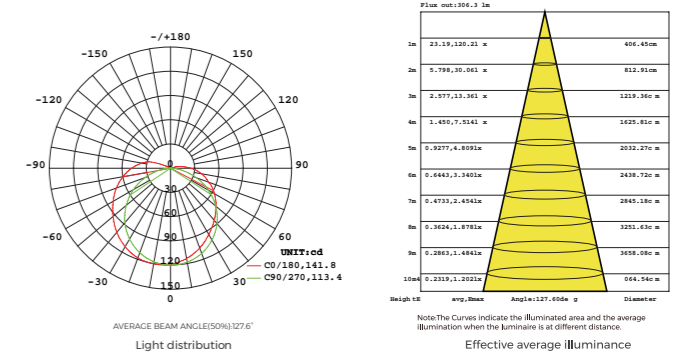
Recommended Accessories


PC groove	AS-NNT 1005P-1000	L : 1000mm With screws	
PC clip	AS-NMS 1005P-25	L : 25mm With screws	
End cap set	AS-NNT 1005GHO-EC	One end cap+one plug bottom outlet	
Gum filler	AS-PG-0002	10ml/pcs	

Photo-electric Parameters

CRI	CCT	LM/m	LM/W
>90	2200 K	400	42
	2700 K	400	42
	3000 K	430	43
	4300 K	450	48
	HP 2200 K	860	57
	2700 K	990	66
	3000 K	1050	71
	4200 K	1080	72

1. The above parameters are tested based on 1M standard products;
2. The power and luminous flux are allowed to have an error range of ±10%;
3. The above parameters are typical values;





Magic Neon

Flexible Series

1. 360° uniform lighting
2. Ø13/18/25mm serial sizes
3. Free bending and cutting

Pose-able Series

1. Bending is posing
2. Ø25mm, 360° uniform lighting
3. Helps fulfill more free design

Strain-less Series

1. Anti-gravity design
2. Straight in the air
3. Ø13mm, 360° uniform lighting



reddot winner 2021

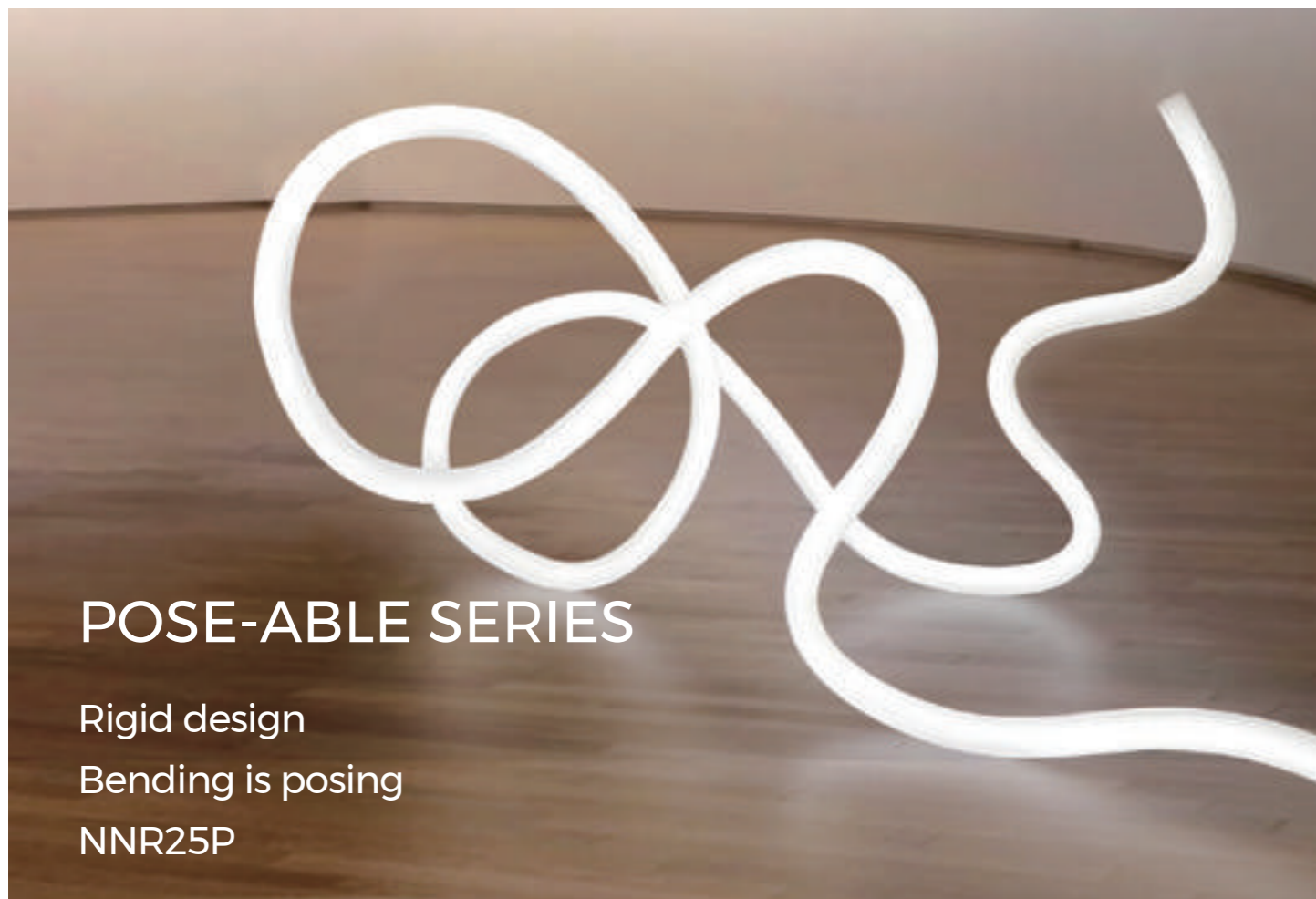


FLEXIBLE SERIES

Flexible design, Arbitrary bending

Serial sizes

NNR25/ NNR18/ NNR13




POSE-ABLE SERIES

Rigid design

Bending is posing

NNR25P



STRAINLESS SERIES


Anti-Gravity Design

Straight in the Air

NNR13S



- 13mm diameter, 360° uniform light
- Bending radius mini to 60mm, more flexible styling
- Silicone co-extrusion, baby-skin feel in touch
- IP65, suitable for indoor decorative or artistic lighting
- 3-year warranty, life span ≥ 36000h



Basic Parameters

Series	Cutting unit	Input voltage	Input current	Typ. power	Size
White Light	14LED/25mm	DC24V	0.36A	8.6W	5M
White Light	28LED/50mm	DC48V	0.18A	8.6W	10M
Bend radius	≥60mm				

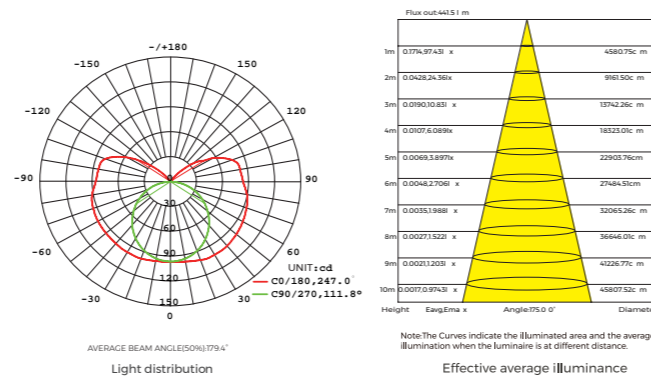
Recommended Accessories

Aluminum groove with reserved wire outlet	AS-NNR 13P-1000	L: 1000mm With screws	
Flat mounting clip	AS-NNR13P-15	L: 15mm With screws	


Photo-electric Parameters

Input voltage	CRI	CCT	LM/m	LM/W
24V	>90	2300 K	580	68
		2700 K	670	77
		3000 K	670	77
		4300 K	670	77
		2300 K	580	68
		2700 K	670	77
48V	>90	3000 K	670	77
		4300 K	670	77
		2700 K	670	77
		4300 K	670	77

1. The above parameters are tested based on 1M standard products;
2. The power and luminous flux are allowed to have an error range of ±10%;
3. The above parameters are typical values;



- 360° round luminous surface, uniform light emission, suitable for spatial decorative lighting.
- High luminous efficiency, passed LM80 test.
- Silicone extrusion process, IP65 protection level.
- Support pendant and surface mounted installation.
- 3 years warranty, life span ≥ 36000h.



Basic Parameters

Series	Cutting unit	Input voltage	Input current	Typ. power	Size
White Light	11.9mm	DC24V	0.6A	14.4W	5M
Single Color	41.67mm	DC24V	0.42A	10W	5M
CCT	31.25mm	DC24V	0.6A	14.4W	5M
RGB	50mm	DC24V	0.54A	13W	5M
Bend radius	≥120mm				

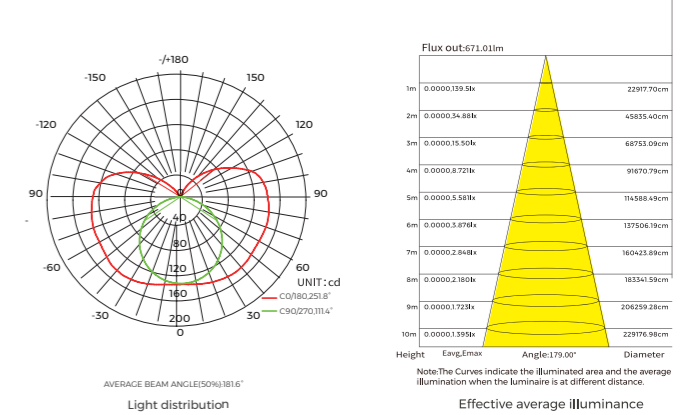
Recommended Accessories

Aluminum groove with reserved wire outlet	AS-NNR 18P-1000	L: 1000mm With screws	
PC clip	AS-NNR 18P1-25	L: 18mm With screws	
Flat mounting clip	AS-NNR18P-60	L: 60mm With screws	
End cap set	AS-NNR 18GH0-EC	One end cap+one plug PC sheet straight outlet	
Gum filler	AS-PG-0002	10ml/pcs	
Wire	AS-WS-0001 AS-WS-0002	L: 0.5m 2P:2X0.5mm² L: 2m 2P:2X0.5mm²	

Photo-electric Parameters

CRI	CCT	LM/m	LM/W
>90	2300 K	700	50
	2700 K	700	54
	3000 K	800	57
	4000 K	800	57
	CCT	850	50
	G	/	/
	B	/	/
	RGB	/	/

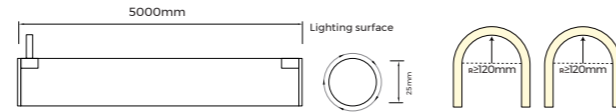
1. The above parameters are tested based on 1M standard products;
2. The power and luminous flux are allowed to have an error range of ±10%;
3. The above parameters are typical values;



NNR25



- 360° round luminous surface, uniform light emission, suitable for spatial decorative lighting.
- High luminous efficiency, passed LM80 test.
- Silicone extrusion process, IP65 protection level.
- Support pendant and surface mounted installation.
- 3 years warranty, life span ≥ 36000h.



Basic Parameters

Series	Cutting unit	Input voltage	Input current	Typ. power	Size
White Light	11.9mm	DC24V	0.6A	14.4W	5M
White Light	83.33mm	DC48V	0.26A	12.5W	20M
Single Color	41.67mm	DC24V	0.42A	10W	5M
CCT	31.25mm	DC24V	0.6A	14.4W	5M
RGBX	11.11mm	DC12V	1.5A	18W	3M
RGB	50mm	DC24V	0.6A	14.4W	5M
Bend radius	≥120mm				

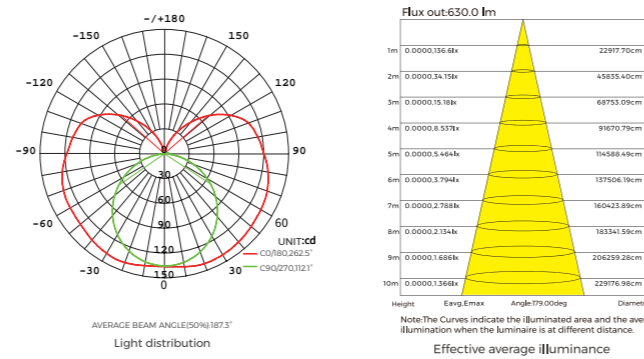
Recommended Accessories

PC Clip	AS-NNR 25P1-25	L: 25mm, With screws		
End cap set	AS-NNR 25GH0-EC	One end cap+one plug PC sheet straight outlet		
Gum filler	AS-PG -0002	10ml/pcs		
Wire	AS-WS-0001 AS-WS-0002	L: 0.5m L: 2m	2P: 2X0.5mm ² 2P: 2X0.5mm ²	
Wire	AS-WS-0015 AS-WS-0016	L: 0.5m L: 2m	3P: 3X0.5mm ² 3P: 3X0.5mm ²	

Photo-electric Parameters

CRI	CCT	LM/m	LM/W
>90	2300 K	750	52
	2700 K	950	66
	3000 K	950	66
	4000 K	950	66
	CCT	950	52
	G	/	/
	B	/	/
	RGB	/	/
		/	/

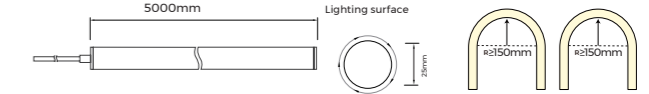
1. The above parameters are tested based on 1M standard products;
2. The power and luminous flux are allowed to have an error range of ±10%;
3. The above parameters are typical values;



NNR25P NEW



- 25mm diameter, 360° uniform light
- Bending is posing, great flexibility for creative styling
- Special optical design, no dark areas at ends
- Silicone co-extrusion, baby-skin feel in touch
- IP65, suitable for indoor decorative or artistic lighting
- 3-year warranty, life span ≥ 36000h



Basic Parameters

Series	Cutting unit	Input voltage	Input current	Typ. power	Size
White Light	29.4mm	DC24V	0.83A	20W	5M
White Light	33.3mm	DC48V	0.42A	20W	5M
Bend radius	≥150mm				

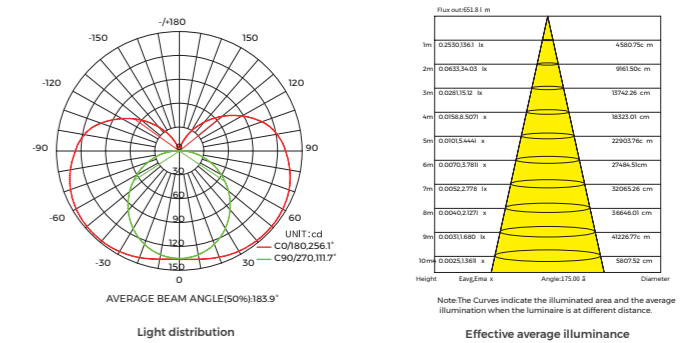
Recommended Accessories

PC Clip	AS-NNR 25P1-25	L: 25mm, With screws		
End cap set	AS-NNR 25PGH0-EC	One end cap+one plug PC sheet straight outlet		
Gum filler	AS-PG -0002	10ml/pcs		
Wire	AS-WS-0001 AS-WS-0002	L: 0.5m L: 2m	2P: 2X0.5mm ² 2P: 2X0.5mm ²	
Wire	AS-WS-0015 AS-WS-0016	L: 0.5m L: 2m	3P: 3X0.5mm ² 3P: 3X0.5mm ²	


Photo-electric Parameters

Input voltage	CRI	CCT	LM/m	LM/W
24V	>90	2300 K	920	46
		2700 K	1100	55
		3000 K	1180	59
48V	>90	4000 K	1140	57
		2300 K	760	38
		2700 K	930	46
		3000 K	1000	50
		4000 K	960	48


1. The above parameters are tested based on 1M standard products;
2. The power and luminous flux are allowed to have an error range of ±10%;
3. The above parameters are typical values;



NNR13S



- 13mm diameter, 360° uniform light
- Anti-gravity design, with steel wire inside, can be straight in the air
- Silicone co-extrusion, baby-skin feel in touch
- IP65, suitable for indoor decorative or artistic lighting
- 3-year warranty, life span ≥ 36000 h



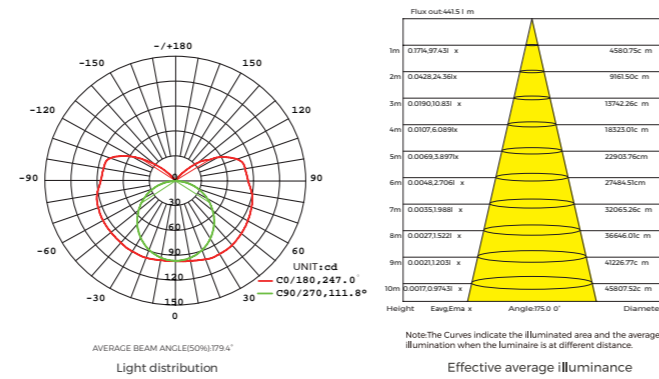
Basic Parameters

Series	Cutting unit	Input voltage	Input current	Typ. power	Size
White Light	14LED/25mm	DC24V	0.36A	8.6W	5M
White Light	28LED/50mm	DC48V	0.18A	8.6W	10M
Bend radius	≥ 60 mm				

Photo-electric Parameters

Input voltage	CRI	CCT	LM/m	LM/W
24V	>90	2300 K	585	68
		2700 K	670	77
		3000 K	670	77
48V	>90	4300 K	670	77
		2300 K	585	68
		2700 K	670	77
		3000 K	670	77
		4300 K	670	77

1. The above parameters are tested based on 1M standard products;
2. The power and luminous flux are allowed to have an error range of $\pm 10\%$;
3. The above parameters are typical values;





Architecture Neon

Facade Lighting

- 1.Side/ top/ 3D bend optional
- 2.IP67 protection with no darkness at end cap
- 3.Multiple CCT, DMX/SPI optional

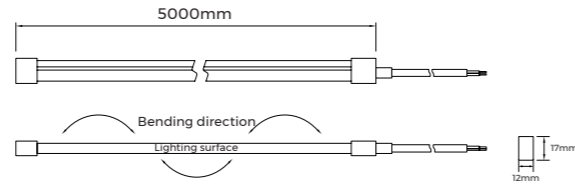
Under Water

- 1.Side/ top bend optional
- 2.IP68/ IK10 protection
- 3.Multiple CCT, RGB optional

NMS1217



- Flat luminous surface of 12mm width, suitable for indoor&outdoor decorative lighting, architectural outline lighting, etc.
- High luminous efficiency, passed LM80 test.
- Silicone extrusion process, IP67 protection level.
- Systematic installation solution for different installation requirements
- 5-year warranty for 24V/48V white light, 2-year for pixel models and 3-year for the rest.



Basic Parameters

Series	Cutting unit	Input voltage	Input current	Typ. power	Size
White Light	7 LED/50mm	DC24V	0.4A	9.6W	5M/10M
White Light	12 LED/100mm	DC48V	0.2A	9.6W	20M
White Light	12 LED/100mm	DC48V	0.11A	5.3W	50M
Single Color	7 LED/50mm	DC24V	0.34A	9.6W	5M/10M
RGB	7 LED/83.33mm	DC24V	0.5A	12W	5M
RGB	12 LED/100mm	DC48V	0.2A	9.6W	20M
CCT	14 LED/100 mm	DC24V	0.5A	12W	5M
CCT	24 LED/62.5mm	DC48V	0.2A	9.6W	20M
RGBW	12 LED/62.5mm	DC24V	0.6A	14.4W	5M
RGBW	24 LED/125mm	DC48V	0.2A	9.6W	20M
DMX/SPI	7 LED/83.33mm	DC24V	0.75A	18W	5M

Bend radius > 60mm, > 80mm(SPI/DMX)

IP Process Technology

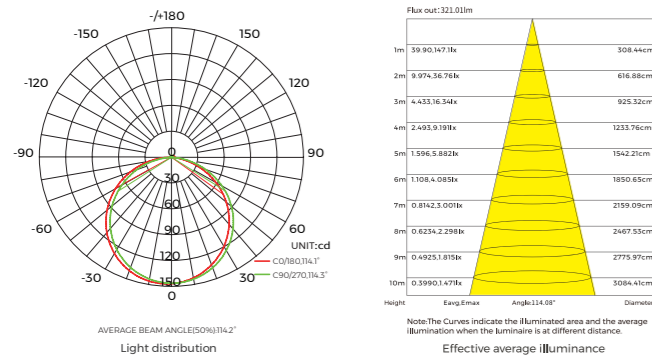
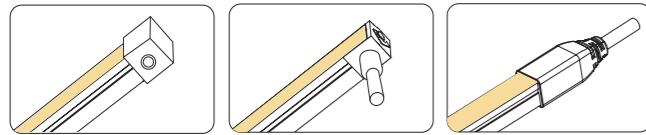


Photo-electric Parameters

Input voltage	CRI	CCT	LM/m	LM/W	
24V	>90	2400 K	400	42	
		2700 K	410	43	
		3000 K	450	47	
		4000 K	420	44	
			/	/	
		>80	2100 K	560	31
			2700 K	680	38
			3000 K	740	41
			4000 K	650	36
			CCT	520	43
48V	>90	2400 K	380	40	
		2700 K	390	41	
		3000 K	390	41	
		4000 K	410	43	
		CCT	200	38	
9.6W	>90	2700 K	220	42	
		3000 K	220	42	
		4000 K	240	46	
		G B	/	/	
		R G B	/	/	
48V	>90	CCT	280	29	
		R G B W	/	/	
24V/48V	/	/	/	/	

1. The above parameters are tested based on 1M standard products;
2. The power and luminous flux are allowed to have an error range of ±10%;
3. The above parameters are typical values;


Recommended Accessories

Flat mounting aluminum groove	AS-NMS 1217A-1000	L : 1000mm With screws	
Flat mounting clip	AS-NMS 1217A-25	L : 25mm With screws	
Aluminum groove with reserved wire outlet	AS-NMS 1217A1-1000	L : 1000mm With screws	
Clip with reserved wire outlet	AS-NMS 1217A1-25	L : 25mm With screws	
PC groove	AS-NMS 1217P-1000	L : 1000mm With screws	
PC clip	AS-NMS 1217P-25	L : 25mm With screws	
Aluminum groove with reserved wire outlet	AS-NMS 1217A2-1000	L : 1000 With screws	
Moldable groove	AS-NMS 1217M1-500	L : 500mm, With screws	

Recommended Accessories

Soldering-free waterproof end cap	AS-NMS 1217HT0-FL	Top wire outlet	IP54	
Soldering-free waterproof end cap	AS-NMS 1217HB0-FL	Bottom wire outlet	IP54	
Soldering-free waterproof end cap	AS-NMS 1217HL0-FL	Left wire outlet	IP54	
Soldering-free waterproof end cap	AS-NMS 1217HR0-FL	Right wire outlet	IP54	
Soldering-free waterproof end cap	AS-NMS 1217TX0-FL	No wire outlet	IP54	
Soldering-free waterproof quick connector	AS-NMS 1217MX0-FL	Without wire	IP54	
Soldering-free waterproof quick connector(with wire)	AS-NMS 1217MH0-FL	With wire-300mm	IP54	
End cap set	AS-NMS1217GS0-EC	One end cap+one plug side outlet		
End cap set	AS-NMS1217GH0-EC	One end cap+one plug straight outlet		
End cap set	AS-NMS1217GD0-EC	One end cap+one plug bottom outlet		
Gum filler	AS-PG-0002	10ml/pcs		
Wire	AS-WS-0001 AS-WS-0002	L : 0.5m 2P : 2X0.5mm ²		
		L : 2m 2P : 2X0.5mm ²		
Wire	AS-WS-0003 AS-WS-0004	L : 0.5m 4P : 4X0.5mm ²		
		L : 2m 4P : 4X0.5mm ²		
Wire	AS-WS-0013 AS-WS-0014	L : 0.5m 5P : 5X0.3mm ²		
		L : 2m 5P : 5X0.3mm ²		
Wire	AS-WS-0015 AS-WS-0016	L : 0.5m 3P : 3X0.5mm ²		
		L : 2m 3P : 3X0.5mm ²		
Wire	AS-FC-0004	L : 0.15mX2		
		4P : 4X0.5mm ²		
Wire	AS-FC-0005	L : 0.25m		
		4P : 4X0.5mm ²		

NMT1312



Basic Parameters

Series	Cutting unit	Input voltage	Input current	Typ. power	Size
White-Light	6 LED/50mm	24V	0.4A	9.6W	5M/10M
White-Light	12 LED/100mm	48V	0.2A	9.6W	20M
White-Light	12 LED/100mm	48V	0.11A	5.3W	50M
Single Color	6 LED/50mm	24V	0.34A	8W	5M/10M
RGB	7 LED/83mm	24V	0.5A	12W	5M
RGB	12 LED/100mm	48V	0.2A	9.6W	20M
CCT	12 LED/31.25mm	24V	0.5A	12W	5M
CCT	24LED/62.5mm	48V	0.2A	9.6W	20M
RGBW	12 LED/62.5mm	24V	0.6A	14.4W	5M
RGBW	24 LED/125mm	48V	0.2A	9.6W	20M
DMX/SPI	7 LED/83.33mm	24V	0.75A	18W	5M

Bend radius >60mm, >80mm(SPI/DMX)

- Adopt eco-friendly silicone of high light transmission and integrated extrusion molding process, featured in IP67 protection.
- Proved to be resistant to hydrochloric acid, acid and alkali corrosion, flame retardant, UV yellowing through 9 tests.
- Systematic installation solution for different installation requirements
- Embrace boundless potential. Can achieve various creative styles to meet diverse needs of application scenarios.

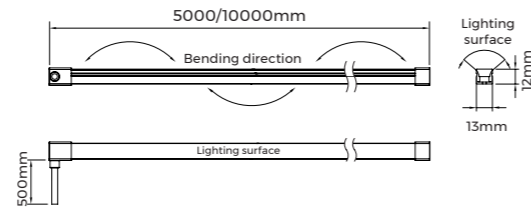
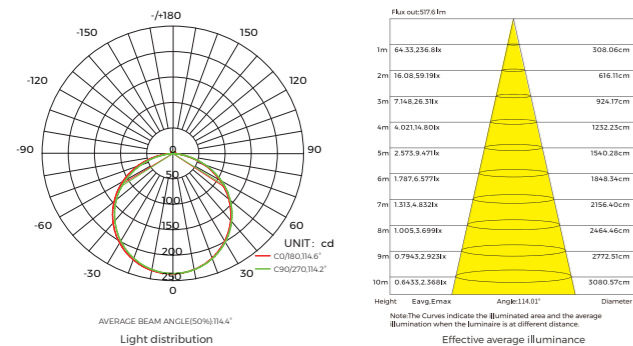
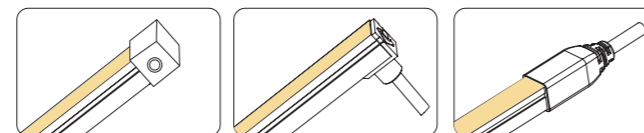


Photo-electric Parameters					
Input voltage	CRI	CCT	LM/m	LM/W	
24V	>90	2200 K	620	65	
		2700 K	710	74	
		3000 K	740	77	
		4000 K	690	72	
		5000 K	710	74	
		RGB	/	/	
		>80	2200 K	900	50
		2700 K	1040	58	
		3000 K	1080	60	
		4000 K	990	55	
48V	>90	2200 K	700	73	
		2700 K	650	68	
		3000 K	650	68	
		4000 K	680	71	
48V	>90	2200 K	390	34	
		2700 K	370	70	
		3000 K	360	68	
		4000 K	380	32	
24V	/	G B	/	/	
		R G B	/	/	
24V	>90	CCT	770	59	
48V	>90	CCT	590	61	
24V/48V	/	RGB	/	/	

1. The above parameters are tested based on 1M standard products;
2. The power and luminous flux are allowed to have an error range of $\pm 10\%$;
3. The above parameters are typical values;

IP Process Technology



Recommended Accessories

Flat mounting aluminum groove	AS-NMT 1312A-1000	L : 1000mm With screws	
Flat mounting clip	AS-NMT 1312A-25	L : 25mm With screws	
Aluminum groove with reserved wire outlet	AS-NMT 1312B1-1000	L : 1000mm With screws	
Clip with reserved wire outlet	AS-NMT 1312B1-25	L : 25mm With screws	
PC groove	AS-NMT 1312P-1000	L : 1000mm With screws	
PC clip	AS-NMT 1312P-25	L : 25mm With screws	
Aluminum groove with reserved wire outlet	AS-NMT 1312A2-1000	L : 1000 With screws	
Moldable groove	AS-NMT 1312M-500	L : 500mm With screws	

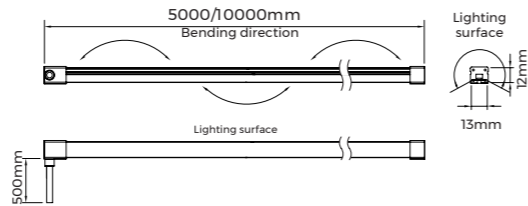
Recommended Accessories

Soldering-free waterproof end cap	AS-NMT 1312HT0-FL	Top wire outlet	IP54	
Soldering-free waterproof end cap	AS-NMT 1312HB0-FL	Bottom wire outlet	IP54	
Soldering-free waterproof end cap	AS-NMT 1312HL0-FL	Left wire outlet	IP54	
Soldering-free waterproof end cap	AS-NMT 1312HR0-FL	Right wire outlet	IP54	
Soldering-free waterproof end cap	AS-NMT 1312TX0-FL	No wire outlet	IP54	
Soldering-free waterproof quick connector	AS-NMT 1312MX0-FL	Without wire	IP54	
Soldering-free waterproof quick connector(With wire)	AS-NMT 1312MH0-FL	With wire-300mm	IP54	
End cap set	AS-NMT 1312GD0-EC	One end cap+one plug bottom outlet		
End cap set	AS-NMT 1312GS0-EC	One end cap+one plug side outlet		
End cap set	AS-NMT 1312GH0-EC	One end cap+one plug straight outlet		
Gum filler	AS-PG-0002	10ml/pcs		
Wire	AS-WS-0001 AS-WS-0002	L: 0.5m 2P: 2X0.5mm ² L: 2m 2P: 2X0.5mm ²		
Wire	AS-WS-0003 AS-WS-0004	L: 0.5m 4P: 4X0.5mm ² L: 2m 4P: 4X0.5mm ²		
Wire	AS-WS-0013 AS-WS-0014	L: 0.5m 5P: 5X0.3mm ² L: 2m 5P: 5X0.3mm ²		
Wire	AS-WS-0015 AS-WS-0016	L: 0.5m 3P: 3X0.5mm ² L: 2m 3P: 3X0.5mm ²		
Wire	AS-FC-0004	L: 0.15mX2 4P: 4X0.5mm ²		
Wire	AS-FC-0005	L: 0.25m 4P: 4X0.5mm ²		

NMT1312U



- Three faced light emission, large beam angle, wide lighting area.
- LM80 test proved, up to 80lm/W luminous efficiency.
- Multiple end caps optional, including All-wrapped end cap, Soldering-free end cap and End cap of no dark area.
- Systematic solution for various installation applications.
- Suitable for sign lighting, decorative lighting, architectural outline lighting, etc.

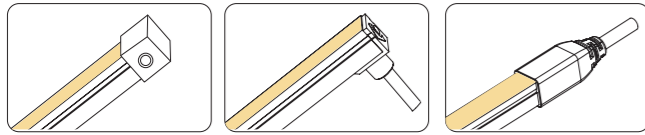


Basic Parameters

Series	Cutting unit	Input voltage	Input current	Typ. power	Size
White Light	6LED/38.5mm	DC24V	0.46A	11W	5m/10m

Bend radius >60mm

IP Process Technology



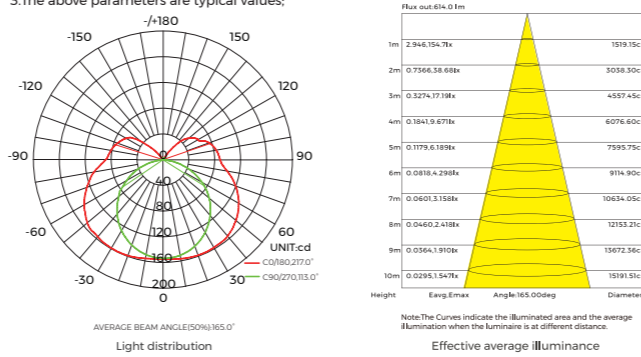
Recommended Accessories

PC groove	AS-NMT 1312P-1000	L : 1000mm, With screws	
PC clip	AS-NMT 1312P-25	L : 25mm, With screws	
Soldering-free waterproof end cap	AS-NMT 1312HT0-FL	Top wire outlet IP54	
Soldering-free waterproof end cap	AS-NMT 1312HB0-FL	Bottom wire outlet IP54	
Soldering-free waterproof end cap	AS-NMT 1312HL0-FL	Left wire outlet IP54	
Soldering-free waterproof end cap	AS-NMT 1312HR0-FL	Right wire outlet IP54	
Soldering-free waterproof end cap	AS-NMT 1312TX0-FL	No wire outlet IP54	
Soldering-free waterproof quick connector	AS-NMT 1312MX0-FL	Without wire IP54	
Soldering-free waterproof quick connector (with wire)	AS-NMT 1312MH0-FL	With wire-300mm IP54	

Photo-electric Parameters

CRI	CCT	LM/m	LM/W
>90	2200 K	710	65
	2700 K	820	75
	3000 K	850	77
	4000 K	870	79
	5000 K	850	77

1. The above parameters are tested based on 1M standard products;
2. The power and luminous flux are allowed to have an error range of ±10%;
3. The above parameters are typical values;



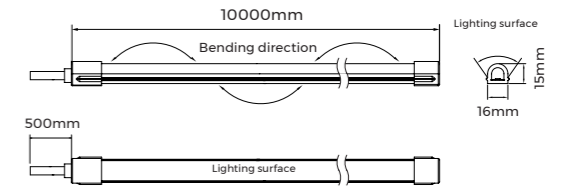
Recommended Accessories

End cap set	AS-NMT 1312GD0-EC	One end cap+one plug bottom outlet	
End cap set	AS-NMT 1312GS0-EC	One end cap+one plug side outlet	
End cap set	AS-NMT 1312GH0-EC	One end cap+one plug straight outlet	
Gum filler	AS-PG-0002	10ml/pcs	
Wire	AS-WS-0001 AS-WS-0002	L: 0.5m 2P:2X0.5mm² L: 2m 2P:2X0.5mm²	

NNT1615



- Arched structure curved luminous surface, suitable for indoor&outdoor decorative lighting, architectural outline lighting etc.
- High luminous efficiency, passed LM80 test.
- Silicone extrusion process, IP67 protection level.
- 3 years warranty, life span ≥ 36000h.



Basic Parameters

Series	Cutting unit	Input voltage	Input current	Typ. power	Size
White Light	7LED/50mm	DC24V	0.4A	9.6W	10m
RGB	6LED/50mm	DC24V	0.5A	12W	5m
DMX	7LED/83.33mm	DC24V	0.75A	18W	5m

Bend radius >60mm

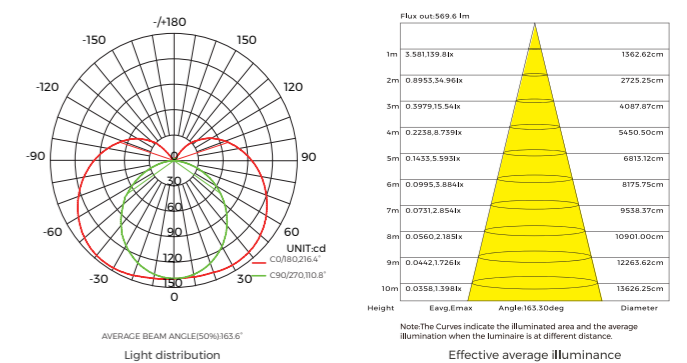
Recommended Accessories

PC groove	AS-NNT 1615P-1000	L : 1000mm With screws	
PC clip	AS-NNT 1615P-25	L : 25mm With screws	
Flat mounting aluminum groove	AS-NNT 1615A-1000	L : 1000mm With screws	
Flat mounting clip	AS-NNT 1615A-25	L : 25mm With screws	
End cap set	AS-NNT 1615GH0-EC	One end cap+one plug straight outlet	
Gum filler	AS-PG-0002	10ml/pcs	
Wire	AS-WS-0007 AS-WS-0008	L: 0.5m 2P:2X0.75mm² L: 2m 2P:2X0.75mm²	
Wire	AS-WS-0011 AS-WS-0012	L: 0.5m 4P:4X0.5mm² L: 2m 4P:4X0.5mm²	


Photo-electric Parameters

CRI	CCT	LM/m	LM/W
>90	2200 K	680	71
	2700 K	780	81
	3000 K	820	85
	4500 K	810	84
	RGB	/	/
>80	2200 K	1010	56
	3000 K	1350	75
	3500 K	1280	71
	4000 K	1210	67
	RGB	/	/

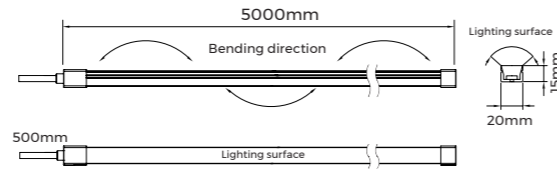
1. The above parameters are tested based on 1M standard products;
2. The power and luminous flux are allowed to have an error range of ±10%;
3. The above parameters are typical values;



NMT2015



- High luminous efficiency, passed LM80 test.
- Adopt eco-friendly silicone of high light transmission and integrated extrusion molding process, featured in IP67 protection level.
- Resistant against hydrochloric acid, acid and alkali corrosion, flame retardant, UV yellowing; passed UL, CE, RoHS and other international product certifications.
- 3 years warranty, life span \geq 36000h.



Basic Parameters

Series	Cutting unit	Input voltage	Input current	Typ. power	Size
White Light	7LED/41.67mm	DC24V	0.58A	14W	5M
White Light	7LED/50mm	DC24V	0.33A	8W	20M
Single Color	7LED/41.67mm	DC24V	0.58A	14W	5M
Single Color	7LED/50mm	DC24V	0.33A	8W	20M
RGB	7LED/50mm	DC24V	0.58A	14W	5M
XWM	7LED/83.33mm	DC24V	0.75A	18W	5M
RGBM	7LED/83.33mm	DC24V	0.75A	18W	5M
RGBXM	7LED/125mm	DC24V	0.625A	15W	5M

Bend radius > 90mm

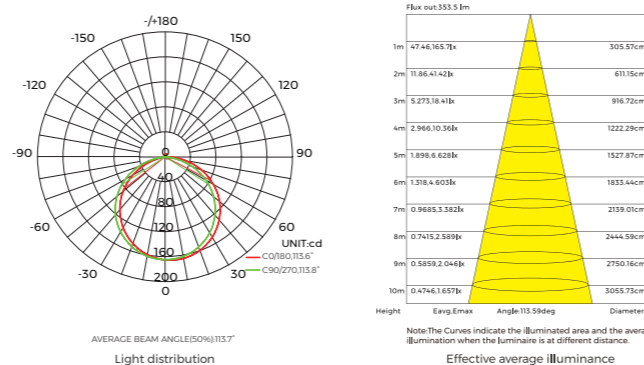
Recommended Accessories

Aluminum groove with reserved wire outlet	AS-NMT 2015A-1000	L : 1000mm With screws	
Flat mounting clip	AS-NMT 2015A-25	L : 25mm With screws	
Aluminum groove with reserved wire outlet	AS-NMT 2015A3-1000	L : 1000mm With screws	
End cap set	AS-NMT 2015GH0-EC	One end cap+one plug straight outlet	
End cap set	AS-NMT 2015GD0-EC	One end cap+one plug bottom outlet	
Wire	AS-WS-0001 AS-WS-0002	L : 0.5m 2P : 2X0.5mm ² L : 2m 2P : 2X0.5mm ²	
Gum filler	AS-PG-0002	10ml/pcs	

Photo-electric Parameters

Input voltage	CRI	CCT	LM/m	LM/W
24V 14W	>90	2200 K	780	56
		2700 K	900	64
		3000 K	870	62
		3500 K	980	70
		4300 K	910	65
		G B	/	/
		2200 K	460	58
		2700 K	530	66
		3000 K	540	68
		3500 K	560	70
24V 8W	>90	4000 K	510	64
		G B	/	/
		2200 K	830	46
		2700 K	1010	56
		3000 K	950	53
		4000 K	920	51
		/	/	/
		2200 K	830	46
		2700 K	1010	56
		3000 K	950	53
24V	>80	4000 K	920	51
		G B	/	/
		2200 K	830	46
		2700 K	1010	56
		3000 K	950	53
		4000 K	920	51
		/	/	/
		2200 K	830	46
		2700 K	1010	56
		3000 K	950	53

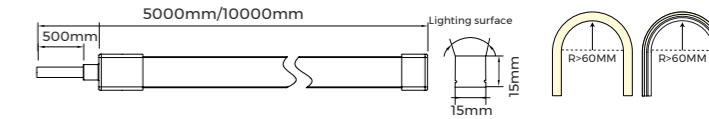
1. The above parameters are tested based on 1M standard products;
2. The power and luminous flux are allowed to have an error range of \pm 10%;
3. The above parameters are typical values;



NM3D1515



- Luminous surface of 15mm width, top&side bend, suitable for indoor&outdoor decorative lighting and architectural outline lighting etc.
- High luminous efficiency, passed LM80 test.
- Top&side bend integrated design, meet different installation requirements, provide an excellent user experience
- Silicone extrusion process, IP67 protection level.
- 3 years warranty, life span \geq 36000h.



Basic Parameters

Series	Cutting unit	Input voltage	Input current	Typ. power	Size
White Light	7LED/41.67mm	DC24V	0.3A	7.2W	5M
White Light	14LED/83.33mm	DC48V	0.15A	7.2W	10M

Bend radius > 60mm

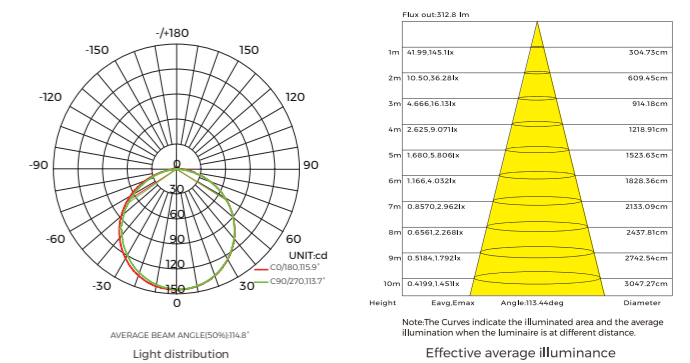
Recommended Accessories

Aluminum groove with reserved wire outlet	AS-NM3D 1515A2-1000	L : 1000mm With screws	
Aluminum groove with reserved wire outlet	AS-NMT1515A2-1000	L : 25mm With screws	
Moldable groove	AS-NM3D1515M-500	L : 500mm With screws	
End cap set	AS-NM3D 1515GH0-EC	One end cap+one plug straight outlet	
Gum filler	AS-PG-0002	10ml/pcs	
Wire	AS-WS-0001 AS-WS-0002	L : 0.5m 2P : 2X0.5mm ² L : 2m 2P : 2X0.5mm ²	


Photo-electric Parameters

Input voltage	CRI	CCT	LM/m	LM/W
24V	>90	1800 K	320	44
		2200 K	420	59
		2700 K	490	68
		3000 K	500	69
		4000 K	440	61
		1800 K	320	45
		2300 K	430	60
		2700 K	490	68
		3000 K	480	67
		4000 K	480	66
48V	>90	2700 K	490	68
		3000 K	480	67
		4000 K	480	66

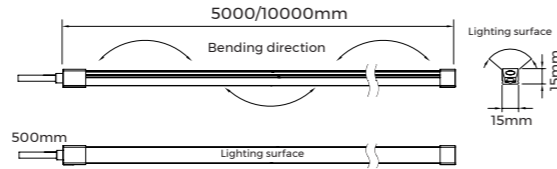
1. The above parameters are tested based on 1M standard products;
2. The power and luminous flux are allowed to have an error range of \pm 10%;
3. The above parameters are typical values;



NMT1515



- Multiple specifications optional. 24V/48V in voltage, 5m/10m/20m/50m in length, white/ RGB LED strip.
- Silicone extrusion process, IP68 protection level, suitable for swimming pool and architectural outline lighting etc.
- Resistant to hydrochloric acid, acid and alkali corrosion, flame retardant, UV yellowing, passed UL, CE, RoHS and other international product certifications.



Basic Parameters

Series	Cutting unit	Input voltage	Input current	Typ. power	Size
White Light	7 LED/50mm	DC24V	0.4A	9.6W	5M/10M
White Light	12 LED/100mm	DC48V	0.11A	5.3W	50M
White Light	12 LED/100mm	DC48V	0.2A	9.6W	20M
Single Color	7 LED/50mm	DC24V	0.4A	9.6W	5M/10M
RGB	7 LED/83.33mm	DC24V	0.5A	12W	5M

Bend radius >60mm

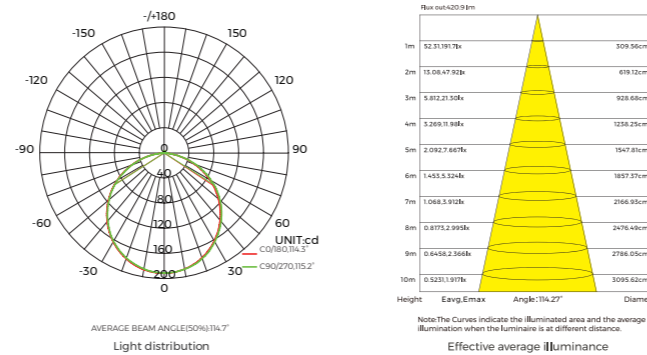
Recommended Accessories

Aluminum groove with reserved wire outlet	AS-NM3D 1515A2-1000	L : 1000mm With screws	
Aluminum groove with reserved wire outlet	AS-NMT 1515A2-25	L : 25mm With screws	
Aluminum groove with reserved wire outlet	AS-NMT 1515A1-1000	L : 1000mm With screws	
Moldable groove	AS-NM3D 1515M-500	L : 500mm With screws	
End cap set	AS-NM3D1515GH0-EC	One end cap+one plug straight outlet	
Gum filler	AS-PC-0002	10ml/pcs	
Wire	AS-WS-0001 AS-WS-0002	L : 0.5m 2P:2X0.5mm ² L : 2m 2P:2X0.5mm ²	
Wire	AS-WS-0003 AS-WS-0004	L : 0.5m 4P:4X0.5mm ² L : 2m 4P:4X0.5mm ²	

Photo-electric Parameters

Input voltage	CRI	CCT	LM/m	LM/W
24V	>90	2200 K	500	52
		2700 K	590	61
		3000 K	600	63
		4000 K	570	59
5.3W	>90	2200 K	260	49
		2700 K	290	55
		3000 K	290	54
		4000 K	300	56
9.6W	>90	2200 K	500	52
		2700 K	580	60
		3000 K	600	63
		4000 K	560	58
24V		G B R G B	/	/

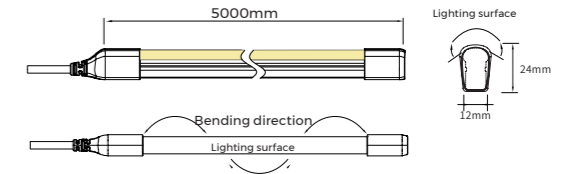
- The above parameters are tested based on 1M standard products;
- The power and luminous flux are allowed to have an error range of ±10%;
- The above parameters are typical values;



NNS1224



- Arched structure curved luminous surface, 270° beam angle, suitable for indoor&outdoor decorative lighting, architectural outline lighting etc.
- High luminous efficiency, passed LM80 test.
- Silicone extrusion process, IK08, IP68 protection level.
- Systematic installation solution for different installation requirements.



Basic Parameters

Series	Cutting unit	Input voltage	Input current	Typ. power	Size
White Light	7LED/50mm	DC24V	0.4A/m	9.6W	5M/10M
RGB	7LED/83.33mm	DC24V	0.5A/m	12W	5M
RGBXWM	7LED/125mm	DC24V	0.625A/m	15W	5M

Bend radius >60mm />80mm(DMX)

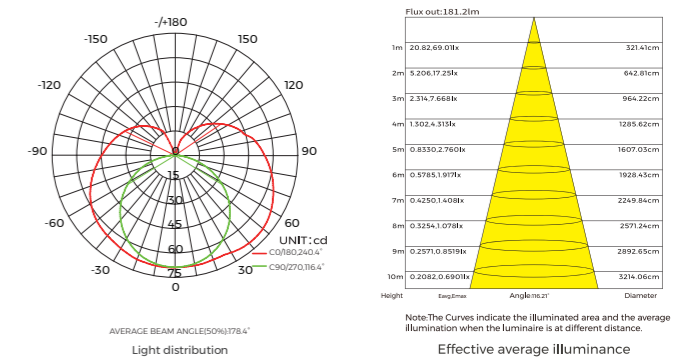
Recommended Accessories

Flat mounting aluminum groove	AS-NMS-1217A-1000	L : 1000mm With screws	
Flat mounting clip	AS-NMS-1217A-25	L : 25mm With screws	
Aluminum groove with reserved wire outlet	AS-NMS-1217A1-1000	L : 1000mm With screws	
Clip with reserved wire outlet	AS-NMS-1217A1-25	L : 25mm With screws	
PC groove	AS-NMS-1217P-1000	L : 1000mm With screws	
PC clip	AS-NMS-1217A1-25	L : 25mm With screws	
Aluminum groove with reserved wire outlet	AS-NMS-1217A2-1000	L : 1000 With screws	
Moldable groove	AS-NMS-1217M1-500	L : 500mm With screws	
End cap set	AS-NMS-1224GH0-EC	One end cap+one plug straight outlet	
Gum filler	AS-PC-0002	10ml/pcs	
Wire	AS-PC-0001 AS-PC-0002	L : 0.5m 2P:2X0.5mm ² L : 2m 2P:2X0.5mm ²	
Wire	AS-WS-0003 AS-WS-0004	L : 0.5m 4P:4X0.5mm ² L : 2m 4P:4X0.5mm ²	

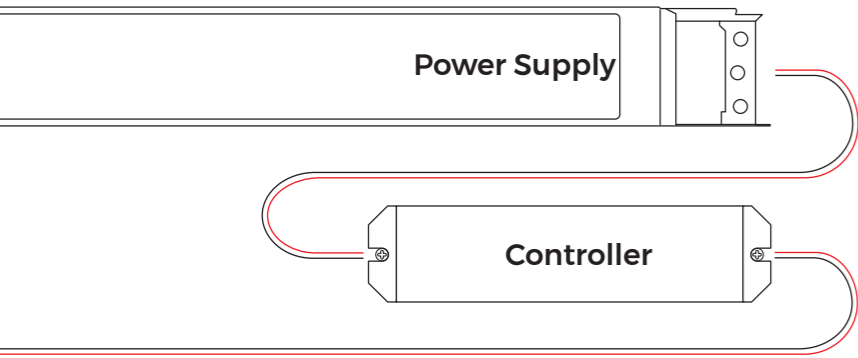
Photo-electric Parameters

CRI	CCT	LM/m	LM/W
>90	2200 K	360	38
	2700 K	420	44
	3000 K	440	46
	4000 K	430	45
	5000 K	430	45
	RGB	/	/
	RGB	/	/

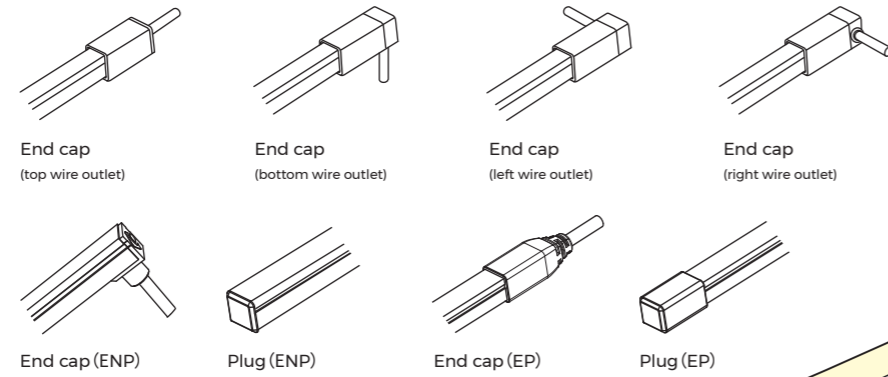
- The above parameters are tested based on 1M standard products;
- The power and luminous flux are allowed to have an error range of ±10%;
- The above parameters are typical values;



Silicone Neon Strip Solution



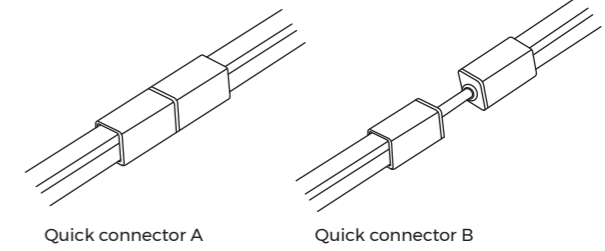
End cap



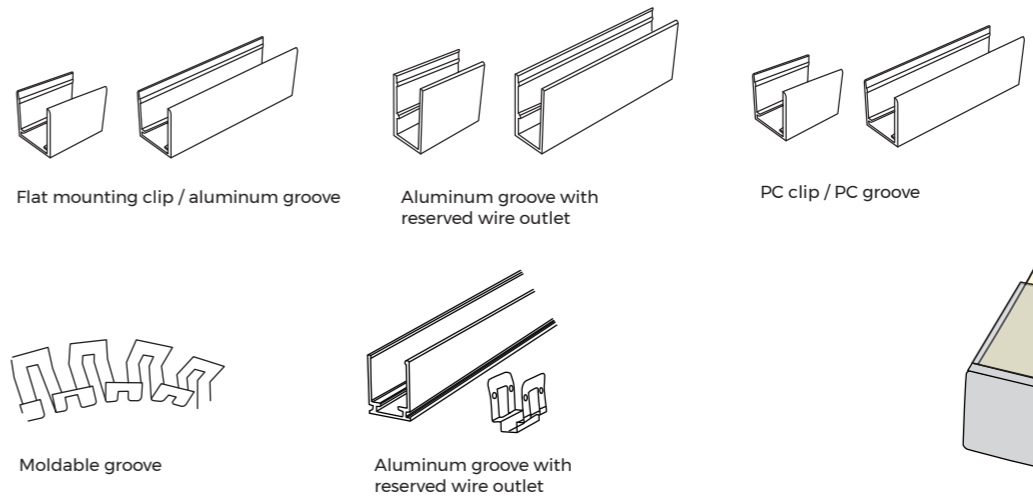
Cutting line



Connector



Installation Accessories

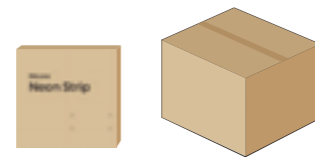


LED

CRI > 80/90

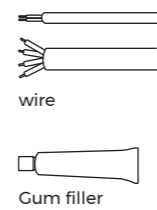


Package



For distributors For project

Wire & Gum filler



Installation Solution

Provide multiple installation accessories for top bend and side bend, meet various applying demands.

Mounting clip

Aluminum clip (outlet)



Aluminum clip



PC clip



Mounting groove

Aluminum groove



Aluminum groove (outlet)



PC groove



Aluminum groove with reserved wire outlet position



Moldable mounting groove NMS1217 (Side bend)



Moldable mounting groove NMT1312 (Top bend)



Protection process of neon strip end cap

End cap type	Diagram	Applicable product models	* Extrusion structure	Protection Ratings	Application Guidance
Soldering-free end cap		NMS1217/NMT1312/NMT1312U (Suitable for monochrome only)	Basic protection	IP54	Wet / water splash environment
Metal end cap		NMS0410/NMS0612	Basic protection	IP65	Intermittent water shower environment *
Gluing end cap		Full range of neon strip	Basic protection	IP65	Intermittent water shower environment *
ENP (Without dark area)		NMS1217/NMT1312/1312U/1515/2015/NNS1224 (White Light)	Basic protection Double protection	IP67	Outdoors, short-term soaking environment
EP		NMS1217/NMT1312	Basic protection	IP67	Outdoors, short-term soaking environment
		NMT1515/NNS1224	Double protection	IP68	Outdoors, long-term soaking environment

Applicable scenarios:

intermittent water shower environment such as under the eaves; outdoor sheltered environment.

Key note:

1. Products with protective measures such as silicone glue sealed end cap/nano surface coating must be installed in a sheltered place to avoid direct sunlight, which will cause failure of the sealing glue/nano coating.
2. When installing the IP65 rated products please avoid places prone to water accumulation to avoid failure caused by water soaking.
3. Please avoid contact with various corrosive chemicals.

* Structure of Basic protection




* Structure of Double protection



End cap solutions

1. metal end cap

almost keep same size, easy for furniture use




2. soldering-free end cap

soldering free end cap & connector



3. Glue end cap

Easy for DIY use after cutting, IP65




4. DIY molding end cap


Benefits

1. Easy stocking, independent ordering
2. Full control, worry-free delivery
3. No need for return factory, cost-saving
4. DIY to get IP67/IP68

COLORS Solution Package



3 steps for secondary molding




Package tie-in for your choice

• EP standard package



• ENP standard package



Performance Feature




High substitutability

Featured in high substitutability, can achieve various lighting effects such as white light, RGB and digital toning, can replace the neon tube, guardrail tube, rainbow tube and so on for signage lighting/architectural lighting/landscape lighting.




Good heat dispersion

Thermal conductivity value of silicone is 0.27W/MK, higher than that of PVC (0.14W/MK). With high-quality silicone adopted, neon strip can carry out effective heat transfer, and thus expands its life span.



Uniform lighting

Featured in continuous light emitting without light spots, halos or shadows; the light is soft to view directly and suitable for highly reflective and smooth environment.



High light transmittance

Featured in up-to-90% light transmission, can meet the requirements of high lumens output, and it's not only used for decoration but also lighting.



Great UV resistance

Featured in excellent UV resistance, neon strip can expose to intense sunlight for a long time without yellowing and aging. Quite suitable for outdoors application.



Fireproof and flame retardant

Harmless to environment and more eco-friendly than PVC for it is featured in high ignition point, not flammable in needle flame burning and unresponsive to any volatilized toxic gas.



Strong resilience

In virtue of strong resilience, neon strip can satisfy a variety of styling design needs; it has good resilience to tear and draw, often not prone to distortion and damage.



Excellent weather resistance

Silicone can maintain its flexibility for a long time under extreme temperature of -50°C-+150°C while without embrittlement, deformation, softening, and aging, and thus neon strip can work normally in between -20°C and +45°C, displaying no restraint in terms of its service locations.



Superb Gases Corrosion resistance

Resistance to corrosive gases, include chlorine, sulfur dioxide, hydrogen sulfide, nitrogen dioxide and so on, the silicone neon strip with long life span can be used in severe environment.



Dustproof

It's highly air-tight, displays up-to-IP6X protective performance, can keep dust away from the neon strip.



Superb Corrosion resistance

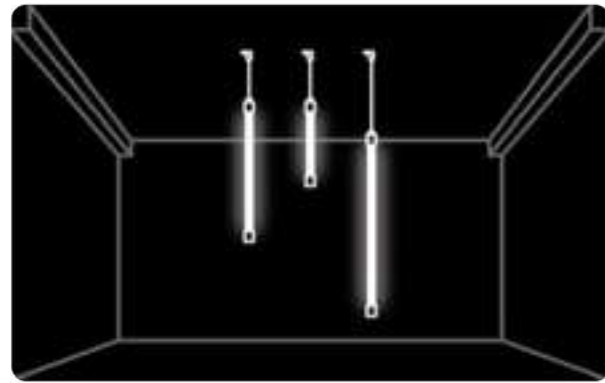
Silicone displays stable chemical properties and anti-corrosion to ordinary acid, alkali and salt; suitable for applications in such special environment as beaches, chemical plants, yachts, gas stations, mines, and laboratories.



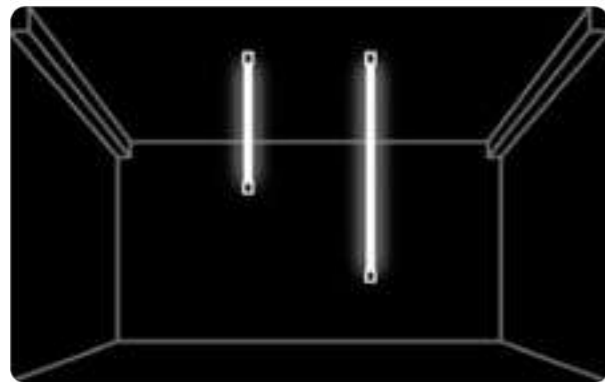
Eminent protective performance

It's highly air-tight, needless to be afraid of sand, rain, wind or snow; suitable for harsh outdoor environment such as the bottom of a swimming pool in virtue of up-to-IP68 protection.

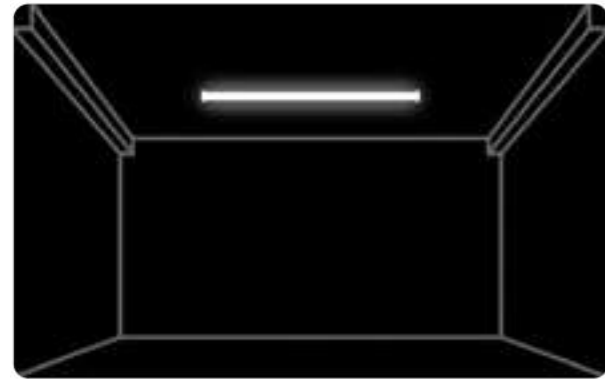
Round Neon Installation Method



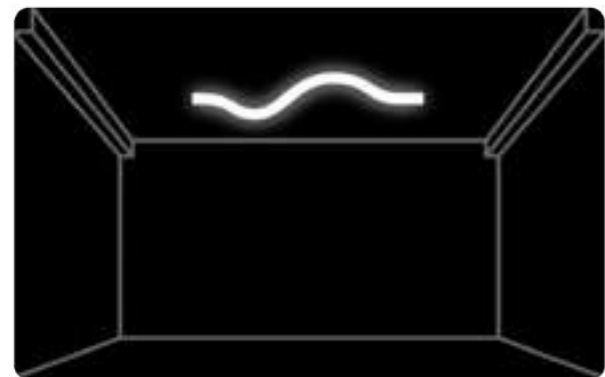
Vertical Pendant



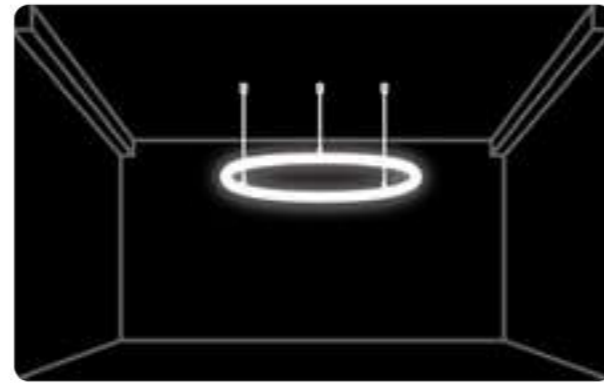
Vertical ceiling-single



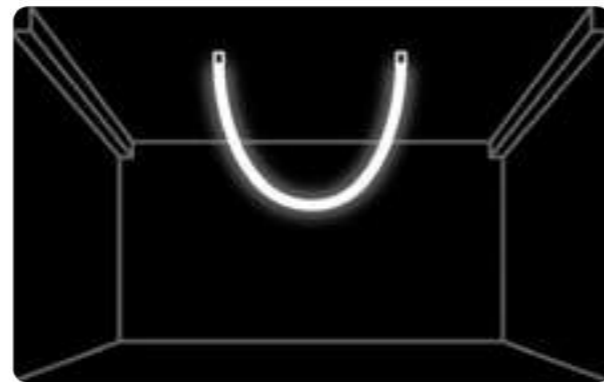
Horizontal ceiling



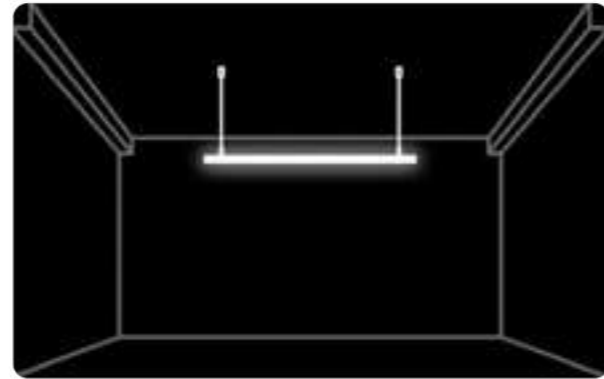
Concealed styling



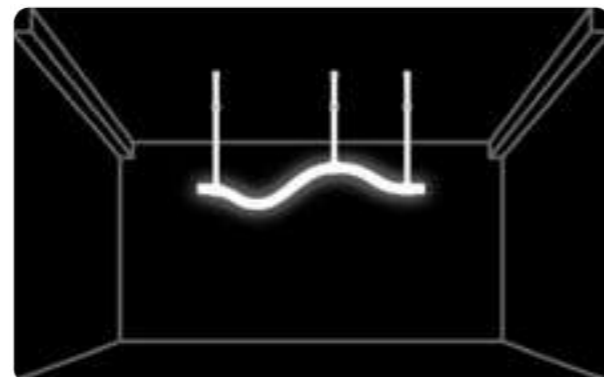
Splicing



Vertical ceiling-double



Horizontal lifting



Boom shape

Round Neon Installation Accessory

Model	Name	Description	Matched product	Image
AS-NNR25P1-25 AS-NNR25P1-25 AS-NNR18P1-25	NNR25 ceiling Fixed installation components	Size: L25*W51.6*H27.8mm, With screws; 3pcs/1M; 5pcs/2.5M; 8pcs/5M	NNR25 NNR25P NNR18	
AS-NNR25VHS-1000 AS-NNR18VHS-1000	Vertical hanging side outlet Install accessory kit (1m)	NNR25-XXXXBC0100 Round tube: 1M; Wire rope: 2M	NNR25 NNR18	
AS-NNR25VHS-2500 AS-NNR18VHS-2500	Vertical hanging side outlet Install accessory kit (2.5m)	NNR25-XXXXBC0250 Round tube: 2.5M; Wire rope: 2M	NNR25 NNR18	
AS-NNR25VHD1-1000 AS-NNR18VHD1-2500	Hang the top vertically Outlet installation accessory kit (1m)	NNR25-XXXXBC0100 Round tube: 1M; Wire rope: 2M	NNR25 NNR18	
AS-NNR25VHD1-2500 AS-NNR18VCC-2500	Vertical hanging from the top Install accessory kit (2.5m)	NNR25-XXXXBC0250; Round tube: 2.5M; Wire rope: 2M	NNR25 NNR18	
AS-NNR25VCC1-1000 AS-NNR18VHS1-2500	Single-ended vertical ceiling Install accessory kit (1m)	NNR25-XXXXBC0100 Round tube: 1M;	NNR25 NNR18	
AS-NNR25VCC1-2500 AS-NNR18VHS1-2500	Single-ended vertical ceiling Install accessory kit (2.5m)	NNR25-XXXXBC0250 Round tube: 2.5M;	NNR25 NNR18	
AS-NNR25LCX-1000 AS-NNR18LCX-1000	Horizontal ceiling installation components	NNR25-XXXXBC0100 NNR25-XXXXBC0500 PC slot: 1M;	NNR25 NNR18	
AS-NNR25LHX-0038 AS-NNR25PLHX-0038	Horizontal hoisting Install components (38mm)	NNR25-XXXXBC0100 NNR25-XXXXBC0250 NNR25-XXXXBC0500 Round tube: 38mm; Wire rope 2pcs, L: 2M;	NNR25 NNR25P	
AS-NNR25LHX-1000	Horizontal hoisting Install components (1M)	NNR25-XXXXBC0100 Round tube: 1M; Wire rope 2pcs, L: 2M;	NNR25	
AS-NNR25LHX-2500	Horizontal hoisting Install components (2.5M)	Round tube: 2.5M; Wire rope 2pcs 2pcs, L: 2M;	NNR25	
AS-NNR25VCC1-XX-2	Double-ended vertical ceiling Kits	NNR25-XXXXBC0100 NNR25-XXXXBC0250 NNR25-XXXXBC0500	NNR25 NNR25P	
AS-NNR25DHS-XX	Can be spliced Install components	NNR25-XXXXBC0100 NNR25-XXXXBC0250 NNR25-XXXXBC0500	NNR25 NNR25P	
AS-NNR25DCX-XX	Concealed Install components	NNR25-XXXXBC0100 NNR25-XXXXBC0250 NNR25-XXXXBC0500	NNR25	
AS-NNR25DHX-0038	Can be shaped and hoisted Install components	NNR25-XXXXBC0100 NNR25-XXXXBC0250 NNR25-XXXXBC0500 Round tube L: 38mm; Telescopic rod: 0.6M	NNR25 NNR25P	
AS-NNR25DHX-0080	Tail splicing piece(80mm)	NNR25P-XXXXBC0500 Round tube: 80mm; escopic rod : 1pcs, L: 0.6M;	NNR25P	
AS-NNR25LHX-0080	Tail splicing piece (80mm)	NNR25P-XXXXBC0500 Round tube: 80mm; Wire rope : 1pcs, L: 2M;	NNR25P	

Accessories List




End cap/ plug

Model	Name	Description	Matched product	Image
AS-NMS0410GH0-EC	End cap set	Silicone end cap set, with end cap and plug straight outlet	NMS0410	
AS-NMS0612GH0-EC	End cap set	Silicone end cap set, with end cap and plug straight outlet	NMS0612	
AS-NMT1312GS0-EC	End cap set	Silicone end cap set, with end cap and plug side outlet	NMT1312 NMT1312U	
AS-NMT1312HT0-FL AS-NMS1217HT0-FL	Soldering-free waterproof end cap	Soldering-free & waterproof connector, Soldering-free electrification, IP54 protection, top wire outlet	NMT1312 NMT1312U NMS1217	
AS-NMT1312HB0-FL AS-NMS1217HB0-FL	Soldering-free waterproof end cap	Soldering-free & waterproof connector, Soldering-free electrification, IP54 protection, bottom wire outlet	NMT1312 NMT1312U NMS1217	
AS-NMT1312HL0-FL AS-NMS1217HL0-FL	Soldering-free waterproof end cap	Soldering-free & waterproof connector, Soldering-free electrification, IP54 protection, left wire outlet	NMT1312 NMT1312U NMS1217	
AS-NMT1312HR0-FL AS-NMS1217HR0-FL	Soldering-free waterproof end cap	Soldering-free & waterproof connector, Soldering-free electrification, IP54 protection, right wire outlet	NMT1312 NMT1312U NMS1217	
AS-NMT1312TX0-FL AS-NMS1217TX0-FL	Soldering-free waterproof end cap	Soldering-free & waterproof connector, Soldering-free electrification, IP54 protection, no wire outlet	NMT1312 NMT1312U NMS1217	
AS-NM3D1515GH0-EC	End cap set	Silicone end cap set, with end cap and plug straight outlet	NMT1515 NM3D1515	
AS-NNS1224GH0-EC	End cap set	Silicone end cap set, with end cap and plug straight outlet	NNS1224	
AS-NNT1615GH0-EC	End cap set	Silicone end cap set, with end cap and plug straight outlet	NNT1615	
AS-NMS1217GS0-EC	End cap set	Silicone end cap set, with end cap and plug side outlet	NMS1217	
AS-NMS1217GD0-EC	End cap set	Silicone end cap set, with end cap and plug bottom outlet	NMS1217	
AS-NMS1217GH0-EC	End cap set	Silicone end cap set, with end cap and plug straight outlet	NMS1217	
AS-NNR25GH0-EC	End cap set	PC end cap set, with end cap and plug PC sheet straight outlet	NNR25	
AS-NNR25GS0-EC	End cap set	PC end cap set, with end cap and plug side outlet	NNR25	
AS-NMT1312GD0-EC	End cap set	Silicone end cap set, with end cap and plug bottom outlet	NMT1312 NMT1312U	
AS-NMT1312GH0-EC	End cap set	Silicone end cap set, with end cap and plug straight outlet	NMT1312 NMT1312U	







Model	Name	Description	Matched product	Image
AS-NMS0612GS0-EC	End cap set	Silicone end cap set, with end cap and plug side outlet	NMS0612	
AS-NMS0612GD0-EC	End cap set	Silicone end cap set, with end cap and plug bottom outlet	NMS0612	
AS-NMT1515GD0-EC	End cap set	Silicone end cap set, with end cap and plug bottom outlet	NMT1515 NM3D1515	
AS-NM3D1515GH0-EC	End cap set	Silicone end cap set, with end cap and plug straight outlet	NMT1515 NM3D1515	
AS-NTT0606GH0-EC	End cap set	End cap set, including end cap and plug straight outlet	NTT0606	
AS-NNT0711GD0-EC	End cap set	End cap set, including end cap and plug bottom outlet	NNT0711	
AS-NMS0410SH0-EC	Metal end cap set	End cap set, including end cap and plug straight outlet	NMS0410	
AS-NMS0612SH0-EC	Metal end cap set	End cap set, including end cap and plug straight outlet	NMS0612	
AS-NMT2015GH0-EC	End cap set	Silicone end cap set, with end cap and plug bottom outlet	NMT2015	
AS-NMT2015GD0-EC	End cap set	Silicone end cap set, with end cap and plug bottom outlet	NMT2015	
AS-NMS0306GH0-EC	End cap set	Silicone end cap set, with end cap and plug straight outlet	NMS0306	
AS-NMS0306TSH0-EC	Metal end cap set	End cap set, including end cap and plug straight outlet	NMS0306T	

Clip

Model	Name	Description	Matched product	Image
AS-NMS0410S-18	Fixed clip	Fixed clip, 0.3mm stainless steel, white paint, with screws	NMS0410	
AS-NMS0612A-20	Aluminum clip	Flat mounting clip, L: 20mm, with screws	NMS0612	
AS-NMS0612P-20	PC clip	Flat mounting PC clip, L: 20mm, with screws	NMS0612	
AS-NMT1312A-25	Aluminum clip	Flat mounting clip, L: 25mm, with screws	NMT1312	
AS-NMT1312A1-25	Aluminum clip	Clip with reserved wire outlet, L:25mm, with screws	NMT1312	
AS-NMT1515A2-25	Fixed clip	Fixed clip, L: 95mm, with screws	NMT1515 NM3D1515	
AS-NMS1217A-25	Aluminum clip	Flat mounting clip, L: 25mm, with screws	NMS1217 NNS1224	
AS-NMS1217A1-25	Aluminum clip	Clip with reserved wire outlet, L:25mm, with screws	NMS1217 NNS1224	
AS-NMS1217P-25	PC clip	Flat mounting PC clip, L: 25mm, with screws	NMS1217 NNS1224	















Model	Name	Description	Matched product	Image
AS-NNT1615P-25	PC clip	Flat mounting PC clip, L: 25mm, with screws	NNT1615	
AS-NNT1615A-25	Aluminium clip	Aluminium clip, flat mounting, L:25mm, with screws	NNT1615	
AS-NTM1312P-25	PC clip	Flat mounting PC clip, L: 25mm, with screws	NMT1312 NMT1312U	
AS-NNR25P-25	PC clip	Flat mounting PC clip, L: 25mm, with screws	NNR25	
AS-NMT1312MX0-FL AS-NMS1217MX0-FL	Soldering-free waterproof quick connector	End cap, soldering-free electrification, IP54 protection, soldering-free quick connector	NMT1312 NMT1312U NMS1217	
AS-NMT1312MH0-FL AS-NMS1217MH0-FL	Soldering-free waterproof quick connector(with wire)	End cap, soldering-free electrification, IP54 protection, soldering-free quick connector, length of outlet wire is 300mm	NMT1312 NMT1312U NMS1217	
AS-NTT0606S-18	Aluminium clip	Flat mounting clip, L: 18mm, with screws	NTT0606	
AS-NNT0711A-25	Aluminium clip	Aluminium clip, flat mounting, L:25mm, with screws	NNT0711	
AS-NMT2015A-25	Aluminium clip	Aluminium clip, flat mounting, L:25mm, with screws	NMT2015	






Carrier

Model	Name	Description	Matched product	Image
AS-NMS0410A-1000	Aluminium carrier	Aluminium profile, flat mounting L: 1000mm	NMS0410	
AS-NMS0612A-1000	Aluminium carrier	Flat mounting aluminum groove, L: 1000mm, with screws	NMS0612	
AS-NMS0612A1-1000	Aluminium carrier	Aluminum groove with reserved wire outlet, L:1000mm, with screws	NMS0612	
AS-NMS0612P-1000	PC carrier	Flat mounting PC groove, L: 1000mm, with screws	NMS0612	
AS-NMS0612M-500	Moldable groove	Moldable groove, L: 500mm, with screws	NMS0612	
AS-NM3D1515M-500	Moldable groove	Moldable groove, L: 500mm, with screws	NM3D1515	



Model	Name	Description	Matched product	Image
AS-NMT1312A-1000	Aluminium carrier	Flat mounting aluminum groove, L: 1000mm, with screws	NMT1312	
AS-NMT1312A2-1000	Aluminium carrier	Aluminum groove with reserved wire outlet, L:1000mm, with screws	NMT1312	
AS-NMT1312M-500	Moldable groove	Moldable groove, L: 500mm, with screws	NMT1312	
AS-NMT1312P-1000	PC carrier	Flat mounting PC groove, L: 1000mm, with screws	NMT1312 NMT1312U	
AS-NMS1217A-1000	Aluminium carrier	Flat mounting aluminum groove, L: 1000mm, with screws	NMS1217 NNS1224	
AS-NMS1217A1-1000	Aluminium carrier	Aluminum groove with reserved wire outlet, L:1000mm, with screws	NMS1217 NNS1224	
AS-NMS1217A2-1000	Aluminium carrier	Aluminum groove with reserved wire outlet, L:1000mm, with screws	NMS1217 NNS1224	
AS-NMS1217P-1000	PC carrier	Flat mounting PC groove, L: 1000mm, with screws	NMS1217 NNS1224	
AS-NMS1217M1-500	Moldable groove	Moldable groove, L: 500mm, with screws	NMS1217 NNS1224	
AS-NNT1615A-1000	Aluminium carrier	Aluminum groove with reserved wire outlet, L:1000mm, with screws	NNT1615	
AS-NNT1615P-1000	PC carrier	Flat mounting PC groove, L: 1000mm, with screws	NNT1615	
AS-NMT1515P-1000	PC carrier	Flat mounting PC groove, L: 1000mm, with screws	NMT1515 NM3D1515	
AS-NM3D1515A2-1000	Aluminium carrier	Aluminum groove with reserved wire outlet, L:1000mm, with screws	NMT1515 NM3D1515	
AS-NMT1515A1-1000	Aluminium carrier	Aluminum groove with reserved wire outlet, L:1000mm, with screws	NMT1515	
AS-NMT2015A-1000	Aluminium carrier	Aluminum groove with reserved wire outlet, L:1000mm, with screws	NMT2015	
AS-NTT0606A-1000	Aluminium carrier	Flat mounting aluminum groove, L: 1000mm, with screws	NTT0606	
AS-NNT0711A-1000	Aluminium carrier	Flat mounting aluminum groove, L: 1000mm, with screws	NNT0711	
AS-NMS0306A-1000	Aluminium carrier	Flat mounting aluminum groove, L: 1000mm, with screws	NMS0306	

Wire


Model	Name	Description	Matched product	Image
AS-WS-0001	2P PVC wire (0.5M Φ4.5mm)	2P white, 20AWG, outer diameter 4.5mm, UL2464,300V, 80°C, L=500mm	NMS1217/NMT1312/NMT1312U/NMT1515/NNR25/ NNT0711/NM3D1515	
AS-WS-0002	2P PVC wire (2M Φ4.5mm)	2P white, 20AWG, outer diameter 4.5mm, UL2464,300V, 80°C, L=2000mm	NMS1217/NMT1312/NMT1312U/NMT1515/NNR25/ NNT0711/NM3D1515	
AS-WS-0003	4P PVC wire (0.5MΦ4.5mm)	4P white (red & green & blue & black wires included), 20AWG, outer diameter 4.5mm, UL2464, 300V, 80°C, L=500mm	NMS1217 NMT1312 NMT1515 NNS1224	
AS-WS-0004	4P PVC wire (2M Φ4.5mm)	4P white (red & green & blue & black wires included),20AWG, outer diameter 4.5mm, UL2464,300V, 80°C, L=2000mm	NMS1217 NMT1312 NMT1515 NNS1224	
AS-WS-0005	2P PVC wire (0.5M Φ4.0mm)	2P white, 20AWG, outer diameter 4.0mm, UL2464, 300V, 80°C, L=500mm	NMS0612 NMS0410	
AS-WS-0006	2P PVC wire (2M Φ4.0mm)	2P white, 20AWG, outer diameter 4.0mm, UL2464, 300V, 80°C, L=2000mm	NMS0612 NMS0410	
AS-WS-0007	2P PVC wire (0.5M Φ6.0mm)	2P white, 18AWG, outer diameter 6mm, UL2464, 300V, 80°C, L=500mm	NNT1615	
AS-WS-0008	2P PVC wire (2M Φ6.0mm)	2P white, 18AWG, outer diameter 6mm, UL2464, 300V, 80°C, L=2000mm	NNT1615	
AS-WS-0009	2P grayish white wire (0.5M)	2P grayish white, 20AWG, L=500mm	NMS0410/NMS0612	
AS-WS-0010	2P grayish white wire (2M)	2P grayish white, 20AWG, L=2000mm	NMS0410/NMS0612	
AS-WS-0011	4P PVCwire (0.5M)	4P white, 20AWG, outer diameter 6mm, UL2464, 300V, 80°C, L=500mm	NNT1615RGB	
AS-WS-0012	4P PVCwire (2M)	4P white, 20AWG, outer diameter 6mm, UL2464,300V,80°C, L=2000mm	NNT1615RGB	
AS-WS-0013	5P PVCwire (0.5M)	5P white PVC wire, 22AWG, Cable length 500mm	NMS1217, NMT1312	
AS-WS-0014	5P PVCwire (2M)	5P white PVC wire, 22AWG, Cable length 2000mm	NMS1217, NMT1312	
AS-WS-0015	3P PVC wire (0.5MΦ4.5mm)	3P white,20AWG,outer diameter4.5mm,UL2464,300V, 80°C, L=500mm	NMS1217/ NMT1312/NNR25/NNR18/ NMT1515/NM3D1515	
AS-WS-0016	3P PVCwire (2MΦ4.5mm)	3Pwhite, 20AWG, outer diameter4.5mm, UL2464,300V,80°C, L=2000mm	NMS1217/NMT1312/NNR25/ NNR18/NMT1515/ NM3D1515	
AS-WS-0017	3P PVCwire (0.5MΦ4.0mm)	3Pwhite,22AWG, outer diameter4.0mm, UL2464, 300V, 80°C, L=500mm	NMS0612 NMS0410	

Model	Name	Description	Matched product	Image
AS-WS-0018	3P PVC wire (2MΦ4.0mm)	3Pwhite, 22AWG, outer diameter4.0mm, UL2464, 300V, 80°C L=2000mm	NMS0612 NMS0410	
AS-WS-0019	2P PVC wire (0.5M)	2P grayish white, 20AWG, L=500mm	NTT0606	
AS-WS-0020	2P PVC wire (2M)	2P grayish white, 20AWG, L=2000mm	NTT0606	
AS-WS-0025	2PIN Gray wire (0.5M)	2PIN grayish white cable, head cable 24AWG cable, cable length	NMS0306	
AS-WS-0026	2PIN Gray wire (2M)	2PIN grayish white cable, head cable 24AWG cable, cable length	NMS0306	

Waterproof connector

Model	Name	Description	Matched product	Image
AS-FC-0001	2PIN IP68waterproof connector	2P wiring method: screw crimping, IP68 waterproof connector	White color strip	
AS-FC-0002	3PIN IP68waterproof connector	3P wiring method: screw crimping, IP68 waterproof connector	Adjustable CCT, digital neon strip	
AS-FC-0003	4PIN IP68waterproof connector	4P wiring method: screw crimping, IP68 waterproof connector	RGB neon strip	
AS-FC-0004	4PIN T-shaped male and female connector PVC wire (unilateral wire length 0.15M,Φ6mm)	M12-T connector waterproof cable, main wire 2P white PVC sheathed wire	NMS1217 NMT1312 NNS1224-RGBW Symphony Dynamic White (SPI&DMX512)	
AS-FC-0005	4PIN female connector silicone wire (0.25M)	Female connector waterproof wire, 4P PVC wire (including red, green, blue and black wires) With female DC connector, 20AWG wire, wire Length 250mm	NMS1217 NMT1312 NNS1224 Symphony Dynamic White (SPI&DMX512)	
AS-FC-0006	4PIN male connector silicone wire (0.25M)	Male connector waterproof wire, 4P PVC wire (including red, green, blue and black wires) With male DC connector, 20AWG wire, wire Length 250mm	NMS1217 NMT1312 NNS1224 Symphony Dynamic White (SPI&DMX512)	
AS-FC-0007	2PIN JST white PVC wire (0.2M, Φ4.0mm)	2P white JST waterproof PVC wire, outer diameter 4.0mm,UL2464, 300V, 80°C, 22AWG wire, wire length 200mm, IP67	NMS0410	
AS-FC-0008	3PIN JST white PVC wire (0.2M, Φ4.0mm)	3P white JST waterproof PVC wire, outer diameter 4.0mm,UL2464, 300V, 80°C, 22AWG wire, wire length 200mm, IP67	NMS0410	

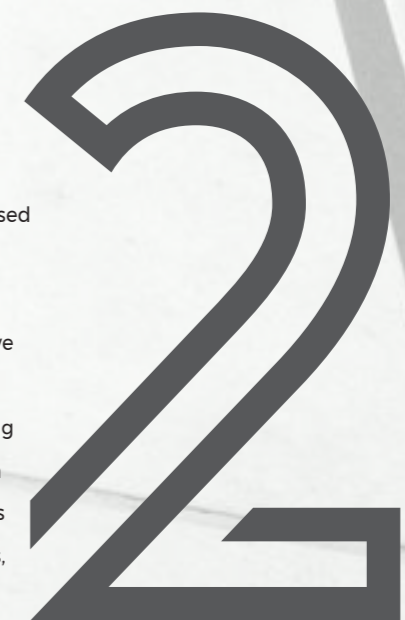
Glue

Model	Name	Description	Matched product	Image
AS-PG-0002	Gum filler	Acid glue, 10ml/pcs, suitable for silicone neon strip and silicone extrusion strip	All models	



LED Strip

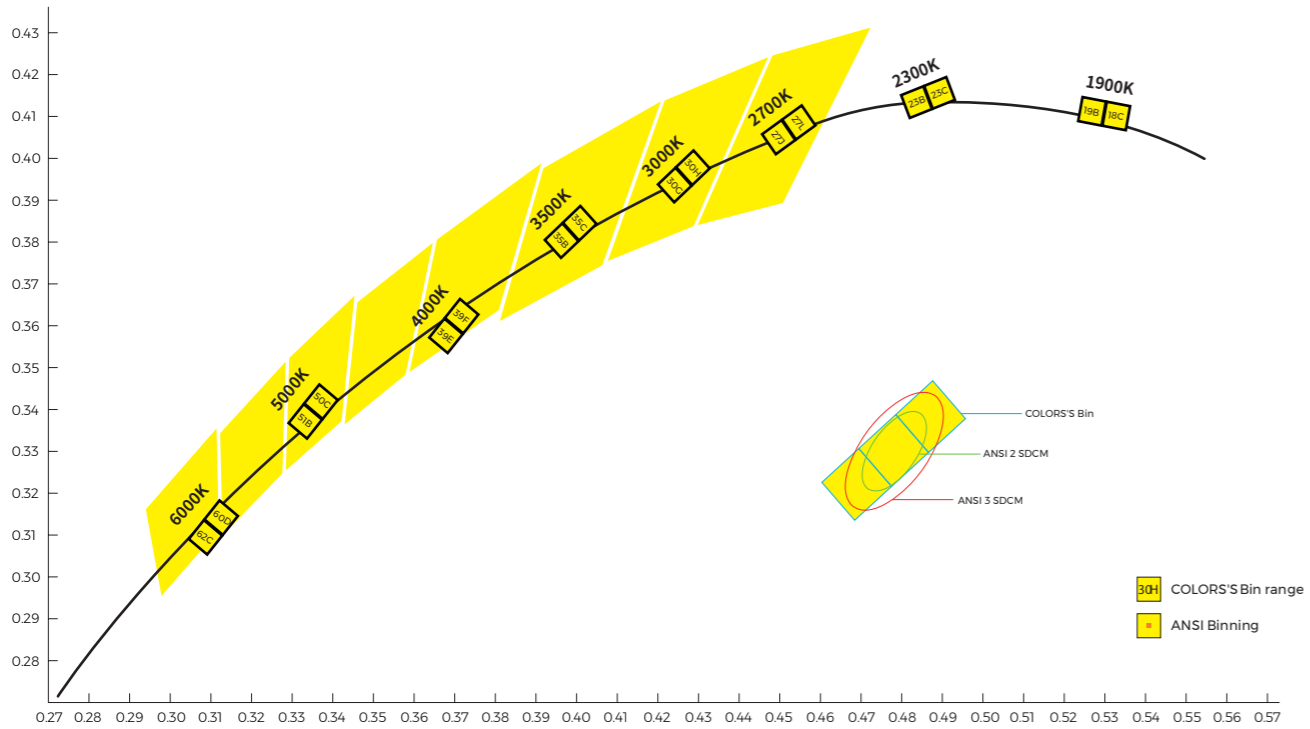
COLORS LED Strip adopts self-encapsulated LEDs that passed LM80 and TM30 tests. In virtue of protection process such as silicone integrated extrusion and Nano coating, it can achieve IP55, IP65, IP67 protection. It includes ECO Series cost-effective and reliable lights finished by R2R process, PRO Series for professional applications, TONING Series for use in entertaining venues, and VARIO series for specific applications with certain requirements such as wall-washer, sauna etc. The whole series gained CE, CB, UL, UKCA, ROHS, REACH product certifications, assured you of stable quality and functional lights.



Binning

Spectroscopic standard of **COLORS**
Linear Lighting

Complied with international ANSI standard, COLORS divides every CCT into 2 or 3 bins, at 2-step Mcadam ellipse at least, to ensure customers to get the same color of light even for different orders.



SDCM <2

SDCM <2, no visual difference among products of the same batch



2-step Mcadam Ellipse



3-step Mcadam Ellipse



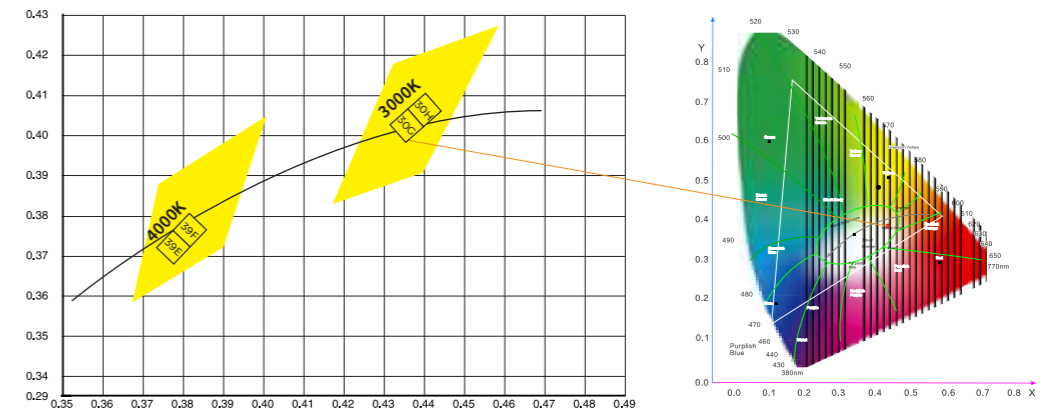
5-step Mcadam Ellipse



7-step Mcadam Ellipse

A variety of colors for your choice

Customize any color, wavelength, CCT, and BIN coordinate of LED in addition to conventional color, CCT and BIN.



COLORS Assurance
Linear Lighting

Customer-specific Bin management

Always the same Bin for different batches

One bin, 2-step, No visual difference forever

1 BIN ONLY	2 Step SDCM	VIP Same Forever
------------------	-------------------	------------------------

Product Series

The LED strip contains four series of products, including "ECO", "PRO", "TONING" and "VARIO".

Users can select the most suitable products by virtue of the applications, requirements of functions, projects, and budgets.

ECO

ECO Series refers to economic LED strips that adopt SMD or chip-on-board process. The series includes SMD R2R Strip, CHIP R2R Strip and CLASSIC Strip, which are mainly finished by R2R process to be soldering-free for whole reel, highly-reliable and super cost-effective. The series is suitable for extensive use in ceiling and groove of residential space, stores, restaurants or conference room as cove lighting, auxiliary lighting, background decoration and mood fostering, etc.



PRO

PRO Series, are designed with special photo-electrical performance for demanding requirements and specific applications. It contains High-efficiency models that are up-to-220lm/W for energy-saving lighting, High-lumen models for large-scale main lighting, Ultra-long models that are up-to-60m for spacious scenes, Sub-size models that are min-to-4mm in width and 1led/cut, and Linear Light models that are dot-free for delicate outlining. The series can be used in high-end places such as museum, galleries, theaters, commercial space or public constructions.



TONING

Toning series refers to colorful LED strips finished by SMD, COF and CSP process. It includes CCT, RGB, RGB+W and DIGITAL Strip. CCT Strip helps achieve variable CCT as per diverse time periods and user behaviors in one space. RGB Strip and RGB+W Strip have both SMD and CSP options, the latter of which shows higher color consistency and purity. Digital Strip includes SPI and DMX, can achieve dynamic color shifting. The series is designed for decoration and atmosphere fostering in entertainment venues, showroom, stage, amusement parks etc.



VARIO

Vario series refers to LED strip with special features for use in specific environment. It includes SANNA and LENS. SANNA strip can work well in up to 100°C environment, suitable for Sauna room etc. LENS refers to flexible wall washer. It is featured in wide beam angle and high lumen, etc., can achieve uniform linear lighting for use in wall edges and corners.



Product List

ECO

* All ErP information are with reference to commission regulation(EU) 2019/2020
* ErP level may be different according to the CCT and CRI, the specific ErP level shall be subject to the specifications

Series	Model	DC(V)	Max.W/m	Typ.W/m	LM/m(4000K)	CRI	CCT/Color	ErP*	LEDs/m	LEDs/cut	FPC Width (mm)	Length(m) ^①	Diagram	IP process ^②	Warranty (years)
CHIP ROLL 2 ROLL															
	DRF6-24V-8mm	24	8	7.2	675	>90	2700 K 3000 K 4000 K 6500 K	✓	320	16/50mm	8	5		NA ETS ③	3
	DRF10-24V-8mm	24	10.5	9.6	910	>90	2700 K 3000 K 4000 K 6500 K	✓	480	24/50mm	8	5		NA ETS ③	3
	FD64-24V-8mm	24	4.8	4.4	540	>80	2700 K 3000 K 4000 K 6500 K	✓	64	8/125mm	8	5		NA ET ③ EGR	3
	FD128-24V-8mm	24	9.6	8.8	1080	>80	2700 K 3000 K 4000 K 6500 K	✓	128	8/62.5mm	8	5		NA ET ③ EGR	3
SMD ROLL 2 ROLL															
	DR880-24V-8mm	24	7.2	6.6	1055	>80	2700 K 3000 K 4000 K 6000 K	✓	80	8/100mm	8	5		NA ET ③ EGR EF	5
	DR8160-24-10mm	24	14.4	13	2040	>80	2700 K 3000 K 4000 K 6000 K	✓	160	8/50mm	10	5		NA ET ③ EGR EF	5
	DJ60-12V-8mm	12	4.8	4.4	520	>80/90	2700 K 3000 K 4000 K 6000 K	✓	60	3/50mm	8	5		NA ETS ③ EGR	3
	DJ60-24V-8mm	24	4.8	4.4	520	>80/90	2700 K 3000 K 4000 K 6000 K	✓	60	6/100mm	8	5		NA ETS ③ EGR	3
	DJ120-12V-8mm	12	9.6	8.8	1040	>80/90	2700 K 3000 K 4000 K 6000 K	✓	120	3/25mm	8	5		NA ETS ③ EGR	3
	DJ120-24V-8mm	24	9.6	8.8	1040	>80/90	2700 K 3000 K 4000 K 6000 K	✓	120	6/50mm	8	5		NA ETS ③ EGR	3
CLASSIC															
	D860-12V-8mm	12	7.2	6.7	660	>80,>90,>95	1900 K 2300 K 2700 K 3000 K 3500 K 4000 K 5000 K	✓	60	3/50mm	8	5		NA ET EF	5
	D860-24V-8mm	24	7.2	6.7	660	>80,>90,>95	1900 K 2300 K 2700 K 3000 K 3500 K 4000 K 5000 K	✓	60	6/100m	8	5		NA ET EF	5
	D8120-12V-8mm	12	14.4	13.5	1320	>80,>90,>95	1900 K 2300 K 2700 K 3000 K 3500 K 4000 K 5000 K	✓	120	3/25mm	8	5		NA ET EF	5
	D8120-24V-8mm	24	14.4	13.5	1320	>80,>90,>95	1900 K 2300 K 2700 K 3000 K 3500 K 4000 K 5000 K	✓	120	6/50mm	8	5		NA ET EF	5
	D6140-24V-8mm	24	7.2	6.6	710	>90	2700 K 3000 K 4000 K 6000 K	✓	140	7/50mm	8	5		NA ET EGR EGR	5
	D6210-24V-8mm	24	12	10.9	1175	>90	2700 K 3000 K 4000 K 6000 K	✓	210	7/33.3mm	8	5		NA ET EGR EGR	5
	D6280-24V-8mm	24	16.5	15	1650	>90	2700 K 3000 K 4000 K 6000 K	✓	280	7/25mm	8	5		NA ET EGR EGR	5
	D6280-24V-10mm	24	16.5	15	1508	>90	2700 K 3000 K 4000 K 6000 K	✓	280	14/50mm	10	5		NA EGR EGR	5

Product List

PRO

* All ErP information are with reference to commission regulation(EU) 2019/2020
 * ErP level may be different according to the CCT and CRI, the specific ErP level shall be subject to the specifications

Series	Model	DC(V)	Max.W/m	Typ.W/m	LM/m(4000K)	CRI	CCT/Color	ErP*	LEDs/m	LEDs/cut	FPC Width (mm)	Length(m) ①	Diagram	IP process ②	Warranty (years)
High efficiency															
220 LM/W	D890-24V-10mm	24	4.8	4.3	925	>80	2700 K 3000 K 4000 K 6500 K	✓	90	9/100mm	10	5		NA ET EF EG EGR	5
220 LM/W	D8144-24V-10mm	24	7.7	7	1505	>80	2700 K 3000 K 4000 K 6500 K	✓	144	9/62.5mm	10	5		NA ET EF EG EGR	5
220 LM/W	D8180-24V-10mm	24	9.6	8.7	1870	>80	2700 K 3000 K 4000 K 6500 K	✓	180	9/50mm	10	5		NA ET EF EG EGR	5
160 LM/W	D864-12V-8mm	12	4.8	4.3	680	>80,>90,>95	1900 K 2300 K 2700 K 3000 K 3500 K 4000 K 5000 K 6000 K B	✓	64	4/62.5mm	8	3		NA ET EF EG EGR	5
160 LM/W	D864-24V-8mm	24	4.8	4.3	680	>80,>90,>95	1900 K 2300 K 2700 K 3000 K 3500 K 4000 K 5000 K 6000 K B	✓	64	8/125mm	8	5		NA ET EF EG EGR	5
160 LM/W	D880-12V-8mm	12	7.2	6.6	1050	>80,>90,>95	1900 K 2300 K 2700 K 3000 K 3500 K 4000 K 5000 K 6000 K B	✓	80	4/50mm	8	3		NA ET EF EG EGR	5
160 LM/W	D880-24V-8mm	24	7.2	6.6	1050	>80,>90,>95	1900 K 2300 K 2700 K 3000 K 3500 K 4000 K 5000 K 6000 K B	✓	80	8/100mm	8	5		NA ET EF EG EGR	5
160 LM/W	D8128-12V-8mm	12	9.6	8.7	1390	>80,>90,>95	1900 K 2300 K 2700 K 3000 K 3500 K 4000 K 5000 K 6000 K B	✓	128	4/31.25mm	8	3		NA ET EF EG EGR	5
160 LM/W	D8128-24V-8mm	24	9.6	8.7	1390	>80,>90,>95	1900 K 2300 K 2700 K 3000 K 3500 K 4000 K 5000 K 6000 K B	✓	128	8/62.5mm	8	5		NA ET EF EG EGR	5
160 LM/W	D8160-12V-8mm	12	14.4	13	2010	>80,>90,>95	1900 K 2300 K 2700 K 3000 K 3500 K 4000 K 5000 K 6000 K B	✓	160	4/25mm	8	3		NA ET EF EG EGR	5
160 LM/W	D8160-24V-8mm	24	14.4	13	2010	>80,>90,>95	1900 K 2300 K 2700 K 3000 K 3500 K 4000 K 5000 K 6000 K B	✓	160	8/50mm	8	5		NA ET EF EG EGR	5
160 LM/W	D8192-24V-10mm	24	17.6	16	2480	>80,>90,>95	1900 K 2300 K 2700 K 3000 K 3500 K 4000 K 5000 K 6000 K B	✓	192	8/41.67mm	10	5		NA	5
160 LM/W	D8192-24V-15mm	24	20.2	18.9	2920	>80,>90,>95	1900 K 2300 K 2700 K 3000 K 3500 K 4000 K 5000 K 6000 K B	✓	192	8/41.67mm	15	4		NA	5
160 LM/W	D8240-24V-10mm	24	22	20	3000	>80,>90,>95	1900 K 2300 K 2700 K 3000 K 3500 K 4000 K 5000 K 6000 K B	✓	240	8/33.3mm	10	5		NA	5
High-lumen															
150 LM/W	DS8128-24V-10mm	24	14	12.7	1970	>80,>90	2700 K 3000 K 4000 K 5000 K 6500 K	✓	128	8/62.5mm	10	5		NA	5
150 LM/W	DS8160-24V-10mm	24	18	16.4	2500	>80,>90	2700 K 3000 K 4000 K 5000 K 6500 K	✓	160	8/50mm	10	5		NA	5
150 LM/W	DS8192-24V-12mm	24	29	25	3700	>80,>90	2700 K 3000 K 4000 K 5000 K 6500 K	✓	192	8/41.67mm	12	5		/	5
150 LM/W	DS8256-24V-12mm	24	39	34	4800	>80,>90	2700 K 3000 K 4000 K 5000 K 6500 K	✓	256	8/31.25mm	12	2.5		/	5
130 LM/W 10M	DS8150-48V-10mm	48	22	20	2600	>80,>90	2700 K 3000 K 3500 K 4000 K 5000 K 6000 K	✓	150	15/100mm	10	10		NA	5
130 LM/W 10M	DS8240-48V-12mm	48	33	30	3900	>80,>90	2700 K 3000 K 3500 K 4000 K 5000 K 6000 K	✓	240	15/62.5mm	12	10		NA	5

Series	Model	DC(V)	Max.W/m	Typ.W/m	LM/m(4000K)	CRI	CCT/Color	ErP*	LEDs/m	LEDs/cut	FPC Width (mm)	Length(m) ①	Diagram	IP process ②	Warranty (years)
Ultra-long															
30M	DS860-24V-10mm	24	4.6	4.3	370	>80,>90,>95	1900K 2300K 2700K 3000K 3500K 4000K 5000K 6000K G B	✓	60	10/166.67mm	10	30		NA ET EF EG EGR	5
20M	DS8120-24V-12mm	24	9.6	8.7	890	>80,>90,>95	1900K 2300K 2700K 3000K 3500K 4000K 5000K 6000K G B	✓	120	6/50mm	12	20		NA ET EF	5
60M	DS872-48V-10mm	48	3.8	3.1	385	>80,>90,>95	1900K 2300K 2700K 3000K 3500K 4000K 5000K 6000K	✓	72	12/166.66mm	10	60		NA ET EF EG EGR	5
30M	D8120-48V-10mm	48	9.6	8.8	985	>80,>90	2700K 3000K 4000K 5000K 6000K	✓	120	4/33.3mm	10	30		NA ET EF EG EGR	5
60M	D8160-48V-10mm	48	13.8	12	1420	>80	2700K 3000K 4000K 5000K 6000K	✓	160	4/25mm	10	15			
50M	H852-230V-12mm	230	6	5.3	550	>80	2200K 2850K 4000K 5700K	/	52	26/500mm	12	50		EF	3
50M	H8104-230V-12mm	230	12	10.6	1100	>80	2200K 2850K 4000K 5700K	/	104	26/250mm	12	50		EF	3
Sub-size															
5mm-W	D8120-12V-5mm	12	9.6	8.4	800	>90	1900K 2300K 2700K 3000K 3500K 4000K 5000K 6000K G B	✓	120	3/25mm	5	5		NA	5
5mm-W	D8120-24V-5mm	24	9.6	8.4	800	>90	1900K 2300K 2700K 3000K 3500K 4000K 5000K 6000K G B	✓	120	6/50mm	5	5		NA	5
4mm-W	D6140-24V-4mm	24	7.2	6.6	710	>90	2700K 3000K 4000K 6000K	✓	140	7/50mm	4	5		NA	5
4mm-W	D6240-48V-4mm	48	9.6	8.6	810	>90	2700K 3000K 4000K 6000K	✓	240	12/50mm	4	5		NA	5
Scissors Cutting	D8120N-24V-5mm	24	9.7	8.4	750	>90	2300K 2700K 3000K 4000K 6000K	✓	120	1/8.33mm	5	5		NA	5
Scissors Cutting	D8120N-24V-8mm	24	15.5	13.5	1220	>90	2300K 2700K 3000K 4000K 6000K	✓	120	1/8.33mm	8	5		NA ET	5
Scissors Cutting	D8168N-24V-10mm	24	18.6	16.2	1450	>90	2300K 2700K 3000K 4000K 6000K	✓	168	1/5.95mm	10	5		NA ET	5
COF															
14mm	DF7-24V-4mm	24	10	9	760	>90	2700K 3000K 4000K 6500K R G B	✓	/	16.67mm	4	2.5		NA	3
14mm	DF8-12V-8mm	12	9	8	800	>90	2700K 3000K 4000K 6500K R G B	✓	/	10mm	8	2.5		NA ET EGR	5
14mm	DF8-24V-8mm	24	11.2	10	800	>90	2700K 3000K 4000K 6500K R G B	/	/	55.5mm	8	5		NA ET EGR	5
15M	DF8-48V-10mm	48	11.2	10	860	>90	2700K 3000K 4000K 6500K R G B	✓	/	33.3mm	10	15		NA ET EGR	5
1500LM	DF10-24V-8mm	24	11.2	10	1000	>90	2700K 3000K 4000K 6500K R G B	✓	/	29.4mm	8	5		NA ET EGR	5
1500LM	DF15-24V-8mm	24	16.8	15	1500	>90	2700K 3000K 4000K 6500K R G B	✓	/	29.4mm	8	5		NA ET EGR	5

Product List

TONING

* All ErP information are with reference to commission regulation(EU) 2019/2020
 * ErP level may be different according to the CCT and CRI, the specific ErP level shall be subject to the specifications

Series	Model	DC(V)	Max.W/m	Typ.W/m	LM/m(4000K)	CRI	CCT/Color	ErP*	LEDs/m	LEDs/cut	FPC Width (mm)	Length(m) ①	Diagram	IP process ②	Warranty (years)
CCT															
	D8140SWW-24V-10mm	24	19.2	17.1	1710	>90,>80		✓	140	14/100mm	10	5			5
	DF14SWW-24V-10mm	24	16.5	15	1400	>90		✓	/	27.78mm	10	5			5
	D6280SWW-24V-5mm	24	9.3	8.4	840	>90		✓	280	14/50mm	5	5			5
	D6280SWW-24V-8mm	24	16.5	15	1575	>90		✓	280	14/50mm	8	5			5
	D6280SWW-48V-10mm	48	16.5	15	1600	>90		✓	224	28/100mm	10	10			5
	DS6224LWWW-24V-10mm	24	9.8	8.6	620	>90		✓	168	14/62.5	10	5			5
	DS8168GWWW-24V-10mm	24	14.4	13.5	1150	>90,>80		✓	168	14/83.3mm	10	5			5
	DT8168SWW-24V-10mm	24	21.3	19	1900	>90,>80		✓	168	14/83.3mm	10	5			5
	DF7SWW-24V-10mm	24	9.6	8.8	720	>90		✓	576	16/27.78mm	10	5			3
RGB															
	DA120RGB-24V-5mm	24	9	7.5	/	/		/	120	6/50mm	5	5			3
	DA120RGB-24V-8mm	24	11	10	/	/		/	120	6/50mm	8	5			3
	DA120RGB-48V-5mm	48	10.4	9	/	/		/	120	12/100mm	5	5			3
	DA168RGB-24V-10mm	24	17.3	15.7	/	/		/	168	6/35.7mm	10	5			3
	DA168RGB-48V-10mm	48	10.4	9	/	/		/	120	12/100mm	5	5			3
	DA240RGB-24V-12mm	24	18	16.4	/	/		/	240	6/25mm	12	5			3
	D560RGB-48V-10mm	48	14.4	12.5	/	/		/	60	10/166.7mm	10	15			3
	DF4NRGB-24V-10mm	24	16.8	14.4	/	/		/	840	21/25mm	10	5			3

TONING

* All ErP information are with reference to commission regulation(EU) 2019/2020
* ErP level may be different according to the CCT and CRI, the specific ErP level shall be subject to the specifications

Series	Model	DC(V)	Max.W/m	Typ.W/m	LM/m(4000K)	CRI	CCT/Color	ErP*	LEDs/m	LEDs/cut	FPC Width (mm)	Length(m) ①	Diagram	IP process ②	Warranty (years)
RGB+W															
	D560RGBW-24V-12mm	24	19.2	16.8	700	/		✓	60	6/100mm	12	5		NA ET ③	3
	D560RGBW-48V-12mm	48	19.2	16.8	800	/		✓	60	20/166.7mm	12	15		NA ET ③	3
	D560RGLWW-24V-12mm	24	20	18	1100	/		✓	60	6/100mm	12	5		NA	3
	DA696RGSWW-24V-12mm	24	19.2	17.5	1130	/		✓	288	18/62.5mm	12	5		NA ET ③	3
	DF6RGBW-24V-12mm	24	19.2	16.8	660	/		✓	840	28/33.33mm	12	5		NA ET ③	3
DIGITAL															
	DS560-12V-10mm	12	9.3	8.4	530	>80		/	60	16.66mm	10	5		NA	2
	DS560RGB-12V-10mm	12	9.3	8.4	/	/		/	60	16.66mm	10	5		NA	2
	DS560RGB-24V-10mm	24	15	13	/	/		/	60	6/100mm	10	5		NA ET ③	3
	DM560RGB-24V-10mm	24	15	13	/	/		/	60	6/100mm	10	5		NA ET ③	3
	DM560RGBW-24V-10mm	24	18	16	290	/		/	60	6/100mm	10	5		NA ET ③	3

VARIO

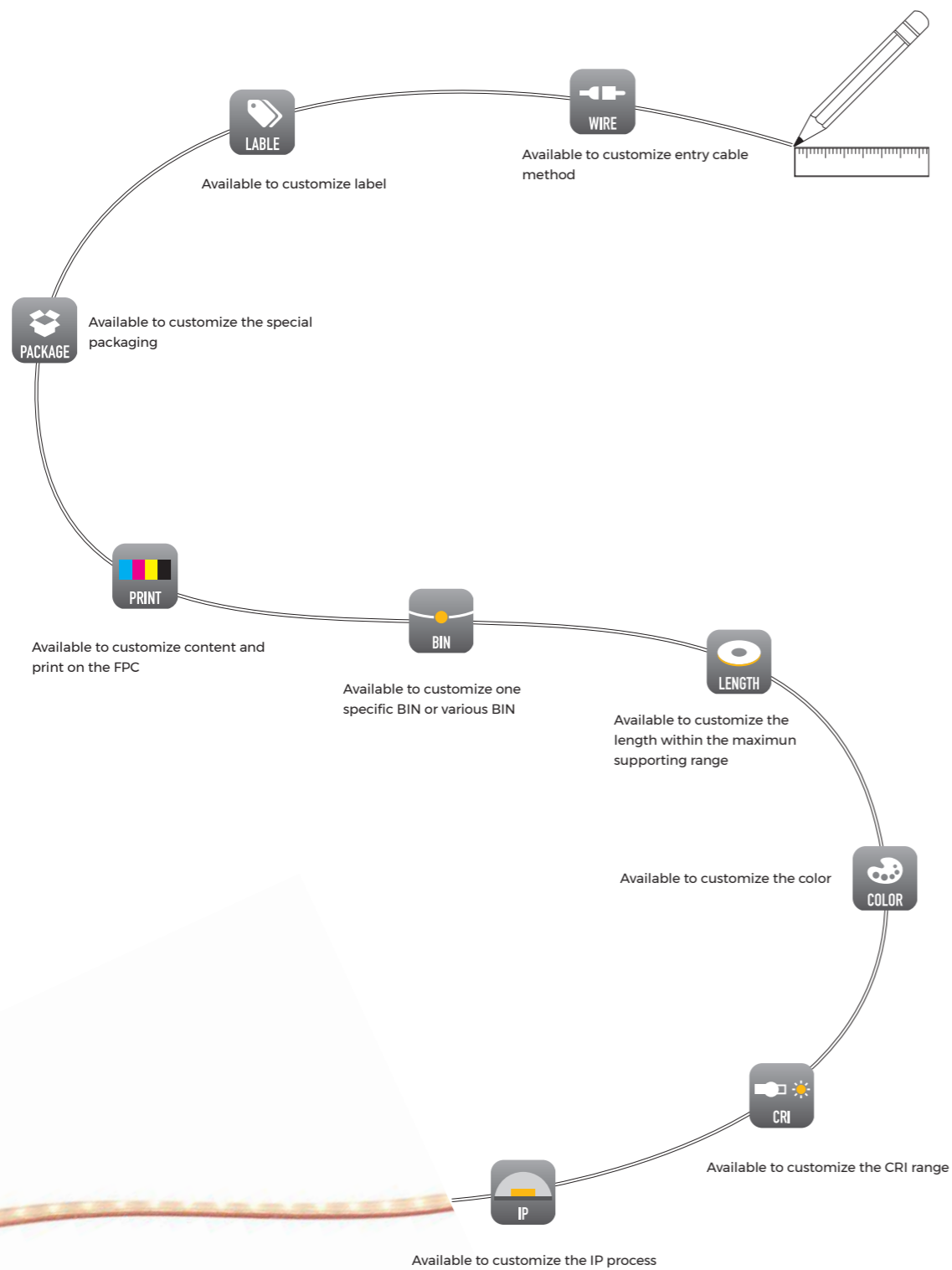
* All ErP information are with reference to commission regulation(EU) 2019/2020
* ErP level may be different according to the CCT and CRI, the specific ErP level shall be subject to the specifications

Series	Model	DC(V)	Max.W/m	Typ.W/m	LM/m(4000K)	Beam angle	CCT/Color	ErP*	LEDs/m	LEDs/cut	FPC Width (mm)	Length(m) ①	Diagram	IP process ②	Warranty (years)
LENS															
	L570-24V-0806	24	15.84	14.4	1330	45°		/	70	1/100mm	8	5		IP20	3
	LS570-24V-0806	24	15.84	14.4	1330	45°		/	70	1/100mm	8	5		IP20	2
	LS570RGB-24V-0806	24	15.84	14.4	/	45°		/	70	1/100mm	8	5		IP20	2
	L570-24V-1010	24	15.84	14.4	1220	60°		/	70	1/100mm	10	5		IP67	3
	LS570-24V-1010	24	15.84	14.4	1220	60°		/	70	1/100mm	10	5		IP67	2
	LS570RGB-24V-1010	24	15.84	14.4	/	60°		/	70	1/100mm	10	5		IP67	2

Series	Model	DC(V)	Max.W/m	Typ.W/m	LM/m(4000K)	Beam angle	CCT/Color	ErP*	LEDs/m	LEDs/cut	FPC Width (mm)	Length(m) ^①	Diagram	IP process	Warranty (years)
LENS															
	LX56-24V-1007	24	15.84	14.4	1360		1900 K 2700 K 3000 K 3500 K 4000 K 6500 K	/	56	1/125mm	10	5		IP55	3
	LX40-24V-2211	24	17.6	16	1440		2700 K 3000 K 3500 K 4000 K 6500 K	/	40	1/25mm	22	5		IP65	3
	LX24-24V-2527	24	26.4	24	1700		2700 K 3000 K 4000 K 6500 K	/	24	/	25	1*4		IP67	3
	LMX24RGB-24V-2527	24	18.7	17	/			/	24	/	25	1*4		IP67	2
	LMX24RGBW-24V-2527	24	26.4	24	1230		+ 2700 K 3000 K 4000 K 6500 K	/	24	/	25	1*4		IP67	2
SAUNA															
	DS980-24V-10mm	24	5	4.8	745	>80	2700 K 3000 K 4000 K 6500 K	✓	80	8/100mm	10	5		IP65 (NAST)	5

- ① The maximum using length recommended for one end power supply.
- ② NA/ST-IP65, ET-IP67, EF-IP67,EG/EGR-IP65
- ③ The remarkable ET means sealed end cap with glue,the other ET are sealed with extrusion end cap.

Customization



Ordering Code



Simple steps, comprehensively open for personal product customization.

CRI	Code	1
RGB or colorful, no CRI	0	
CRI<80	7	
CRI>80	8	
CRI>90	9	
CRI>95	H	

CCT/color	Code	2
1800-2000K	CW	
2200-2400K	LW	
2600-2800K	SW	
2800-3200K	WW	
3200-3800K	PW	
3800-4200K	NW	
4800-5200K	DW	
5800-6500K	W	
7000-10000K	CW	
Adjustable CCT 2700-6500K	SWW	
blue+6000K	B&W	
Red	R	
Green	G	
Blue	B	
Yellow	Y	
Amber	A	
Purple	P	
Three-in-one LED	RGB	
Four-in-one LED	RGBW	
Five-in-one LED	RGBLWW	

Silk Printing	Code	3
COLORS	C	
Neutral	N	
Customized	S	

Entry cable	Code	4
One end	S	
Dual ends	D	
No	X	

Wire Type	Code	5
Parallel wires	A	
Crystal cable	B	
SM-male wire	C	
SM-female wire	D	
DC-male cable	E	
DC-female cable	F	

Crystal male cable	G	
Crystal female cable	H	
SM-male/female cable	I	
DC-male/female cable	J	

Crystal-male/female cable	K	
2pin WAGO connectors	L	
1pin WAGO connectors	M	
No wire	X	

PVC wire	N	
EU plug wire	EU	
Silicone waterproof male/female plug	P	
Silicone Cable	W	

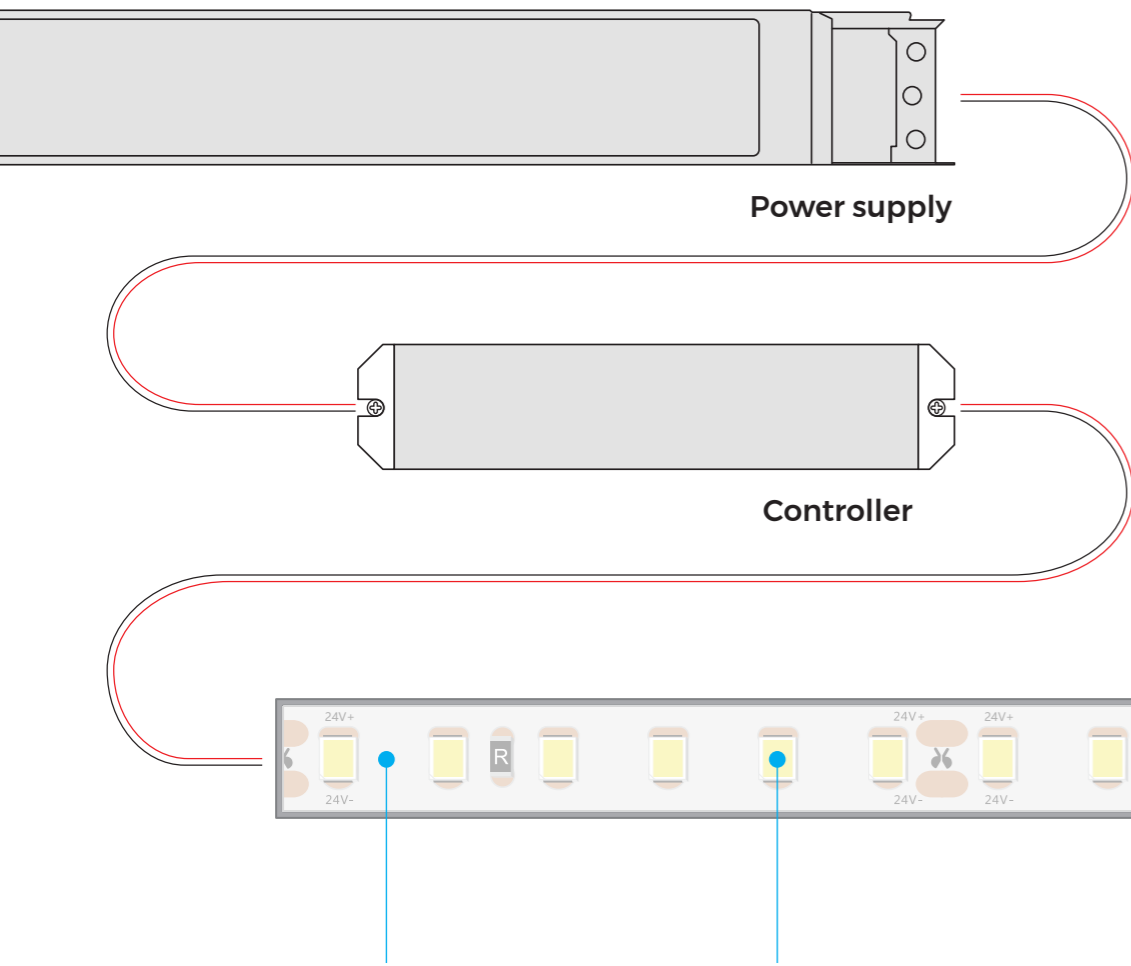
Wire Length	Code	6
12cm	012	
15cm	015	
50cm	050	
100cm	100	
No wire	000	

Tape Type	Code	7
White 3m	W	
Yellow 3m	Y	
Red	R	
No	X	

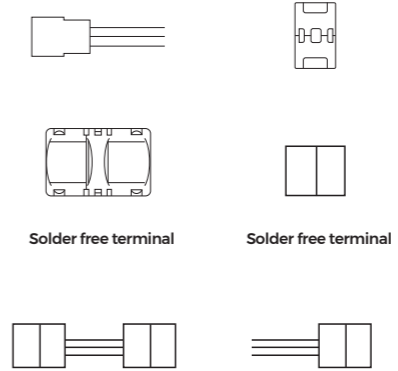
Label Type	Code	8
COLORS	c	
Customized	Y	

Strip Length	Code	9
20m/reel	2000	
5m/reel	0500	
1.5m/reel	0150	

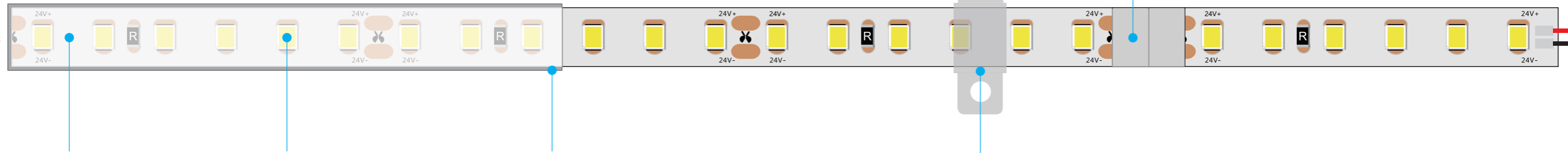
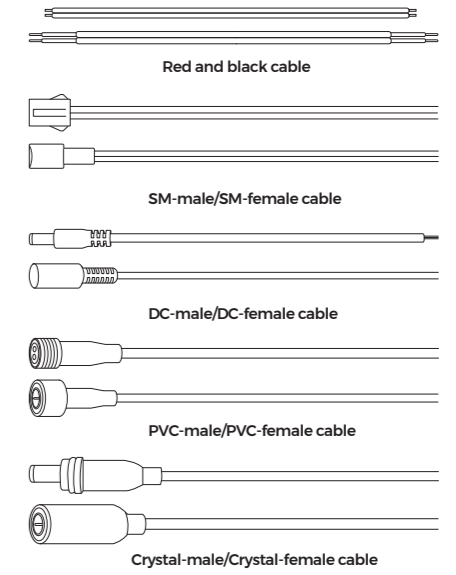
LED Strip Solution



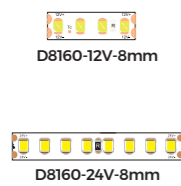
Connector



Cables

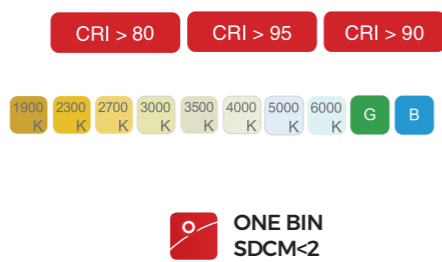


LED Strip



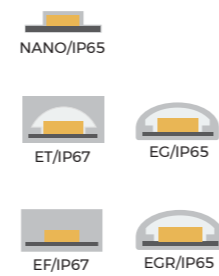
Multiple optional series and models, customize LED strip as you need

LED

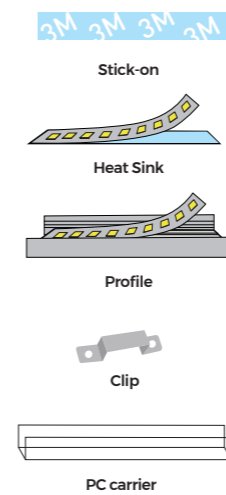


Various options, optional ordering, Customizable CCT & BIN

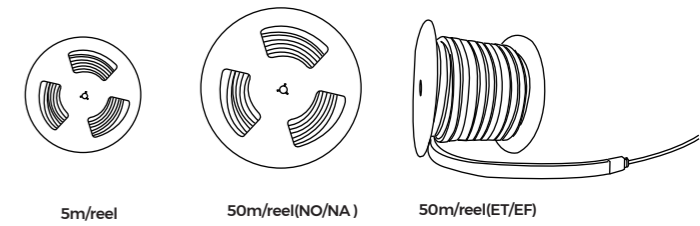
IP process




Installation



Package



IP Process Technology



Adopt various IP processes such as gel coating, silicone tube, NANO and silicone extrusion integrated, reach IP20, IP55, IP65, IP67 protection grades and so on.

Application Guidance




Contrast of IP Process

IP Process	FPC width	IP Rating	End Cap Type	Dimension
 NA Nano-proof	8mm 10mm 12mm 15mm	IP65	/	Same As FPC
 EG/EGR Extrusion curved tube	8mm 10mm	IP65	Gluing End Cap	
 ETS Extrusion tube	8mm 10mm	IP65	Gluing End Cap	
 ET Extrusion tube	8mm 10mm 12mm	IP65	Gluing End Cap	
 EF Extrusion filling	8mm 10mm 12mm	IP67	Molded End Cap	
 EF Extrusion filling	8mm 10mm 12mm	IP65	Gluing End Cap	
 EF Extrusion filling	8mm 10mm 12mm	IP67	Molded End Cap	

L=FPC width

48V Better performance


- Longer strip, save time and effort
- Longer wiring, convenient installation
- Higher efficiency with 48V power system
- IP20/65/67 optional



COF Strip

- Light line and dot-free with big emitting angle
- Anti-sulfuration, ESD $\geq 19KV$
- CRI > 90, 100LM/W
- 170°, 90° and 60° optional
- IP20/IP65/IP67





ECO Series

SMD R2R

- 1.Up-to-160lm/W, ErP-D class
- 2.Soldering-free for whole reel
- 3.Highly-reliable and cost-effective

CHIP R2R

- 1.Linear and dot light source
- 2.Soldering-free for whole reel
- 3.Highly-reliable and cost-effective

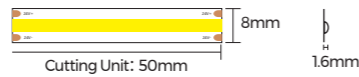
CLASSIC

- 1.Decorative strip with Classic SMD LED
- 2.General use & cost-effective

DRF6-24V-8mm NEW



- Reel to reel process, no soldering joint.
- Light line and free with big emitting angle.
- 4 optional 2700K/3000K/4000K/6500K.
- suit for furniture lighting and decorative lighting application.



Basic Parameters

Size	5000×8×1.6mm
Cutting Unit	50mm
Input Voltage	24VDC
Input Current	0.3A/1m & 1.31A/5m
Typ.power	7.2W/1m & 31.5W/5m
Max.Power	8W/m
Bending Diameter	>60mm

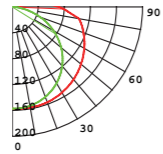


Photo-electric Parameters

CRI	CCT	LM/m	LM/W	Energy Efficiency Class
>90	2700 K	605	84	G
	3000 K	605	84	G
	4000 K	675	94	F
	6500 K	720	100	F

Recommended Solution

Name	Picture	Model	Remark
Profile		LS1607	Match only with LED strip for heat dissipation
Power Supply		BN-V24-XXXP	Constant voltage 24V, Not waterproof, Non-dimming
Controller		CRI-GBA	12-48V monochromatic dimming controller
Remote Control		CK1-GBA	Monochromatic dimming controller, in conjunction with controller

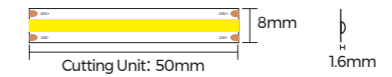
Soldering-free Connector

Picture	Model	Remark
	CBB208-NOTA	8MM-2P solder-free connector (board-to-board); 2835(-120 lamp); 2216 (full department); FD (full series) (suitable for bare board 8mm width strip light (HR-S-SC-2PIN-8MM-A))
	CXB208-NOTA	8MM-2P solderless connector (wire to board); Compatible with 20&22AWG wire; 20#(6A); 22#(4A); 2835(-120 lamp); 2216 (all series); FD (all series); Applicable to bare board 8mm width lamp strip (HR-S-SC-2PIN-8MM-D)

DRF10-24V-8mm NEW



- Reel to reel process, no soldering joint.
- Light line and free with big emitting angle.
- 4 optional 2700K/3000K/4000K/6500K.
- suit for furniture lighting and decorative lighting application.



Basic Parameters

Size	5000×8×1.6mm
Cutting Unit	50mm
Input Voltage	24VDC
Input Current	0.4A/1m & 1.75A/5m
Typ.power	9.6W/1m & 42W/5m
Max.Power	10.5W/m
Bending Diameter	>60mm

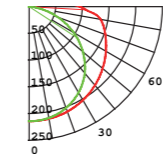


Photo-electric Parameters

CRI	CCT	LM/m	LM/W	Energy Efficiency Class
>90	2700 K	800	83	G
	3000 K	800	83	G
	4000 K	910	95	F
	6500 K	1000	104	F

Recommended Solution

Name	Picture	Model	Remark
Profile		LS1607	Match only with LED strip for heat dissipation
Power Supply		BN-V24-XXXP	Constant voltage 24V, Not waterproof, Non-dimming
Controller		CRI-GBA	12-48V monochromatic dimming controller
Remote Control		CK1-GBA	Monochromatic dimming controller, in conjunction with controller

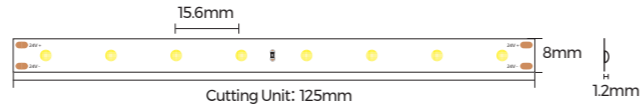
Soldering-free Connector

Picture	Model	Remark
	CBB208-NOTA	8MM-2P solder-free connector (board-to-board); 2835(-120 lamp); 2216 (full department); FD (full series) (suitable for bare board 8mm width strip light (HR-S-SC-2PIN-8MM-A))
	CXB208-NOTA	8MM-2P solderless connector (wire to board); Compatible with 20&22AWG wire; 20#(6A); 22#(4A); 2835(-120 lamp); 2216 (all series); FD (all series); Applicable to bare board 8mm width lamp strip (HR-S-SC-2PIN-8MM-D)

FD64-24V-8mm NEW

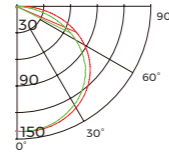


- Chip strip, 180° light-emitting, excellent sulfidation resistance
- Reel to reel process, without soldering joint, super cost effective
- CRI>80, 120LM/W
- 4 kinds of optional 2700K/3000K/4000K/6500K white light



Basic Parameters

Size	5000×8×1.2mm
Cutting Unit	125mm
Input Voltage	24VDC
Input Current	0.18A/1m & 0.8A/5m
Typ.power	4.4W/1m & 19.2W/5m
Max.Power	4.8W/m
Bending Diameter	>60mm



Recommended Solution

Name	Picture	Model	Remark
Profile		LS1607	Match only with LED strip for heat dissipation
Power Supply		BN-V24-XXXX	Constant voltage 24V, Not waterproof, Non-dimming
Controller		CR1-GBA	12-48V monochromatic dimming controller
Remote Control		CK1-GBA	Monochromatic dimming controller, in conjunction with controller

Soldering-free Connector

Picture	Model	Remark
	CBB208-NOTA	8MM-2P solder-free connector (board-to-board) 2835(-120 lamp); 2216 (full department); FD (full series) \suitable for bare board 8mm width strip light \{HR-S-SC-2PIN-8MM-A\}
	CXB208-NOTA	8MM-2P solderless connector(wire to board)\Compatible with 20&22AWG wire\20#(6A);22#(4A)\2835(-120 lamp);2216(all series);FD(all series)\Applicable to bare board 8mm width lamp strip\{HR-S-SC-2PIN-8MM-D\}

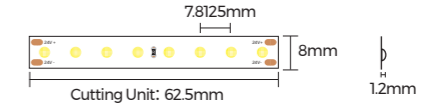
Photo-electric Parameters

CRI	CCT	LM/m	LM/W	Energy Efficiency Class
>80	2700 K	480	109	G
	3000 K	490	112	G
	4000 K	520	118	G
	6500 K	540	126	G

FD128-24V-8mm NEW



- Chip strip, 180° light-emitting, excellent sulfidation resistance
- Reel to reel process, without soldering joint, super cost effective
- CRI>80, 120LM/W
- 4 kinds of optional 2700K/3000K/4000K/6500K white light



Basic Parameters

Size	5000×8×1.2mm
Cutting Unit	62.5mm
Input Voltage	24VDC
Input Current	0.37A/1m & 1.32A/5m
Typ.power	8.8W/1m & 31.7W/5m
Max.Power	9.6W/m
Bending Diameter	>60mm

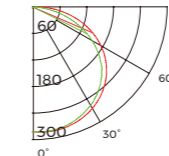


Photo-electric Parameters

CRI	CCT	LM/m	LM/W	Energy Efficiency Class
>80	2700 K	940	107	F
	3000 K	980	111	F
	4000 K	1040	118	F
	6500 K	1080	123	E

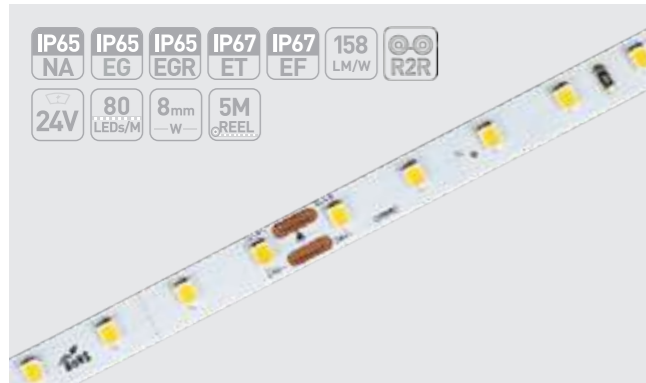
Recommended Solution

Name	Picture	Model	Remark
Profile		LS1607	Match only with LED strip for heat dissipation
Power Supply		BN-V24-XXXX	Constant voltage 24V, Not waterproof, Non-dimming
Controller		CR1-GBA	12-48V monochromatic dimming controller
Remote Control		CK1-GBA	Monochromatic dimming controller, in conjunction with controller

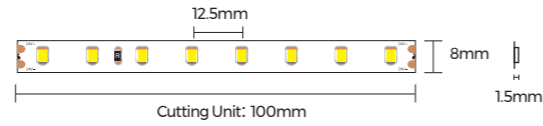
Soldering-free Connector

Picture	Model	Remark
	CBB208-NOTA	8MM-2P solder-free connector (board-to-board) 2835(-120 lamp); 2216 (full department); FD (full series) \suitable for bare board 8mm width strip light \{HR-S-SC-2PIN-8MM-A\}
	CXB208-NOTA	8MM-2P solderless connector(wire to board)\Compatible with 20&22AWG wire\20#(6A);22#(4A)\2835(-120 lamp);2216(all series);FD(all series)\Applicable to bare board 8mm width lamp strip\{HR-S-SC-2PIN-8MM-D\}

DR880-24V-8mm NEW



- Reel to reel process, 25m no soldering joint
- 160LM/W, new ErP compliant, D-class
- LM80 certified, life span exceeds 60000H
- Ta: -25~40° C; Tc: 75° C (max)



Basic Parameters

Size	5000×8×1.5mm
Cutting Unit	8Leds/100mm
Input Voltage	24VDC
Input Current	0.28A/1m & 1.24A/5m
Typ.power	6.6W/1m & 29.7W/5m
Max.Power	7.2W/m
Bending Diameter	>60mm

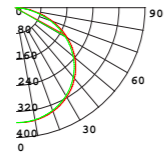


Photo-electric Parameters

CRI	CCT	LM/m	LM/W	Energy Efficiency Class
>80	2700 K	995	151	D
	3000 K	1035	157	D
	4000 K	1055	160	D
	6000 K	1020	155	D

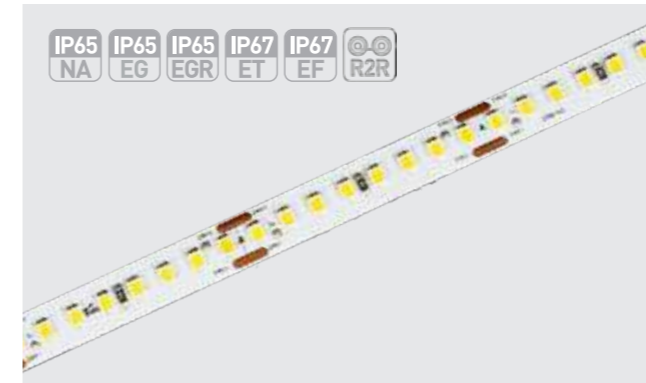
Recommended Solution

Name	Picture	Model	Remark
Profile		LS1607	Match only with LED strip for heat dissipation
Power Supply		BN-V24-XXXP	Constant voltage 24V, Not waterproof, Non-dimming
Controller		CRI-GBA	12-48V monochromatic dimming controller
Remote Control		CK1-GBA	Monochromatic dimming controller, in conjunction with controller

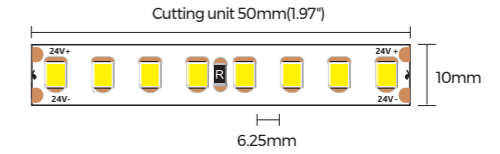
Soldering-free Connector

Picture	Model	Remark
	CBB208-NOTA	8MM-2P solder-free connector (board-to-board);2835(<120 lamp); 2216 (full department); FD (full series) (suitable for bare board 8mm width strip light (HR-S-SC-2PIN-8MM-A)
	CXB208-NOTA	8MM-2P solderless connector(wire to board);Compatible with 20&22AWG wire;20#(6A);22#(4A);2835(<120 lamp);2216(all series);FD(all series);Applicable to bare board 8mm width lamp strip(HR-S-SC-2PIN-8MM-D)

DR8160-24V-10mm NEW



- Reel to reel process, 25m no soldering joint
- 157LM/W, new ErP compliant, D-class
- Life span exceeds 60000H
- Ta: -25~40° C; Tc: 75° C (max)



Basic Parameters

Size	5000×10×1.5mm
Cutting Unit	8leds/50mm
Input Voltage	24VDC
Input Current	0.54A/1m & 2.3A/5m
Typ.power	13W/1m & 55.25W/5m
Max.Power	14.4W/m
Bending Diameter	>60mm

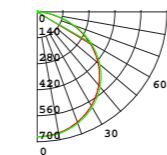


Photo-electric Parameters

CRI	CCT	LM/m	LM/W	Energy Efficiency Class
>80	2700 K	1950	150	D
	3000 K	2015	155	D
	4000 K	2040	157	D
	6000 K	2000	154	D

Recommended Solution

Name	Picture	Model	Remark
Profile		LS1613	
Power Supply		LRS-XXX-24	Constant voltage 24V, Not waterproof, Non-dimming
Controller		CRI-GBA	12-48V monochromatic dimming controller
Remote Control		CK1-GBA	Monochromatic dimming controller, in conjunction with controller

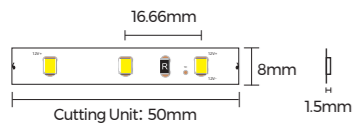
Soldering-free Connector

Picture	Model	Remark
	CBB210-NOTA	10MM-2P solderless connector(board-to-board);2216(all series);2835(all series);FD(all series);5050(≤60lamp) for bare board 10mm width light strip(HR-S-SC-2PIN-10MM-A)
	CXB210-NOTA	10MM-2P solderless connector(wire to board);Compatible with 20&22AWG wire;20#(6A);22#(4A);2216(all series);2835(all series);FD(all series);5050(≤60 lamps);Applicable to bare board 10mm width lamp strip(HR-S-SC-2PIN-10MM-D)

DJ60-12V-8mm | DJ60-24V-8mm NEW



- Cost effective
- Reel-to-reel production process, no soldering joint for whole reel



Basic Parameters

Size	5000×8×1.5mm
Cutting Unit	3LEDs/50mm
Input Voltage	12VDC
Input Current	0.37A/1m & 1.6A/5m
Typ.power	4.4W/1m & 19.2W/5m
Max.Power	4.8W/m
Bending Diameter	>60mm
Copper foil	2oz

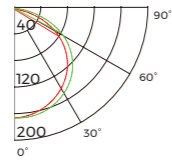


Photo-electric Parameters

CRI	CCT	LM/m	LM/W	Energy efficiency Class
>80	2700 K	450	93	F
	3000 K	460	96	F
	4000 K	520	112	F
	6500 K	500	104	F

General Parameter

Recommended Solution

Name	Picture	Model	Remark
Profile		LS1607	Match only with LED strip for heat dissipation
Controller		CRI-GBA	12-48V monochromatic dimming controller

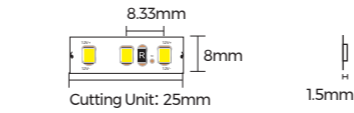
Soldering-free Connector

Picture	Model	Remark
	CBB208-NOTA	8MM-2P solder-free connector (board-to-board) 2835(<120 lamp); 2216 (full department); FD (full series) suitable for bare board 8mm width strip light (HR-S-SC-2PIN-8MM-A)

DJ120-12V-8mm | DJ120-24V-8mm NEW

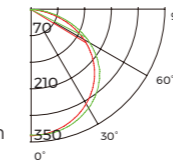


- Cost effective
- Reel-to-reel production process, no soldering joint for whole reel



Basic Parameters

Size	5000×8×1.5mm
Cutting Unit	3LEDs/25mm
Input Voltage	12VDC
Input Current	0.73A/1m & 2.79A/5m
Typ.power	8.8W/1m & 33.5W/5m
Max.Power	9.6W/m
Bending Diameter	>60mm
Copper foil	2oz



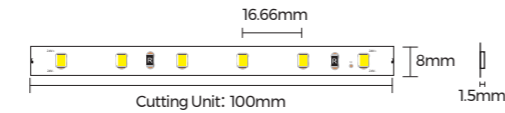
General Parameter

Photo-electric Parameters

CRI	CCT	LM/m	LM/W	Energy efficiency Class
>80	2700 K	900	93	F
	3000 K	960	100	F
	4000 K	1040	112	F
	6500 K	1000	104	F



- Fast delivery
- 4 kinds of optional white light



Basic Parameters

Size	5000×8×1.5mm
Cutting Unit	6LEDs/100mm
Input Voltage	24VDC
Input Current	0.18A/1m & 0.88A/5m
Typ.power	4.4W/1m & 22.3W/5m
Max.Power	4.8W/m
Bending Diameter	>60mm
Copper foil	2oz

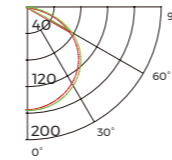


Photo-electric Parameters

CRI	CCT	LM/m	LM/W	Energy efficiency Class
>80	2700 K	450	93	F
	3000 K	480	100	F
	4000 K	520	112	F
	6500 K	500	104	F

Recommended Solution

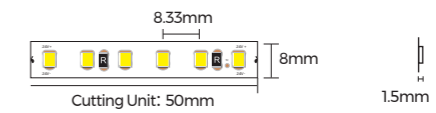
Name	Picture	Model	Remark
Remote Control		CK1-GBA	Monochromatic dimming controller, in conjunction with controller
Power Supply		BN-V12-XXXP	Constant voltage 12V, Not waterproof, Non-dimming

Soldering-free Connector

Picture	Model	Remark
	CXB208-NOTA	8MM-2P solderless connector(wire to board) Compatible with 20&22AWG wire(20#(6A);22#(4A))2835(<120 lamp);2216(all series);FD(all series);Applicable to bare board 8mm width lamp strip(HR-S-SC-2PIN-8MM-D)

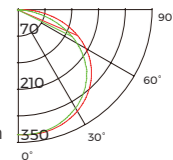


- Fast delivery
- 4 kinds of optional white light



Basic Parameters

Size	5000×8×1.5mm
Cutting Unit	6LEDs/50mm
Input Voltage	24VDC
Input Current	0.37A/1m & 1.79A/5m
Typ.power	8.8W/1m & 43W/5m
Max.Power	9.6W/m
Bending Diameter	>60mm
Copper foil	2oz



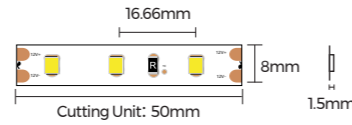
Recommended Solution

Name	Picture	Model	Remark
Profile		LS1607	Match only with LED strip for heat dissipation
Controller		CRI-GBA	12-48V monochromatic dimming controller
Remote Control		CK1-GBA	Monochromatic dimming controller, in conjunction with controller
Power Supply		BN-V12-XXXP	Constant voltage 12V, Not waterproof, Non-dimming

D860-12V-8mm

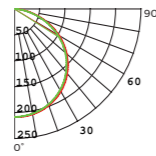


- Double leds per cut for 12V, easily for customized application
- Self-encapsulated design offers 5 optional 1900-6000K white lights
- High quality PFC, high thermal 3M adhesive
- With life span over 60000H



Basic Parameters

Size	5000×8×1.5mm
Cutting Unit	3LEDs/50mm
Input Voltage	12VDC
Input Current	0.56A/1m & 2.27A/5m
Typ.power	6.7W/1m & 4.2W/5m
Max.Power	7.2W/1m
Bending Diameter	>60mm
Copper foil	2oz



Recommended Solution

Name	Picture	Model	Remark
Profile		LS1613	
Power Supply		LRS-XXX-12	Constant voltage 12V. Not waterproof, Non-dimming
Controller		CRI-CBA	12-48V monochromatic dimming controller
Remote Control		CK1-CBA	Monochromatic dimming controller, in conjunction with controller

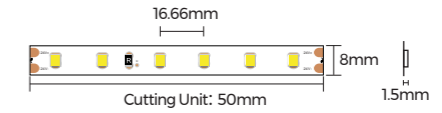
Soldering-free Connector

Picture	Model	Remark
	CBB208-NOTA	8MM-2P solder-free connector (board-to-board)\2835(<120 lamp); 2216 (full department); FD (full series) \suitable for bare board 8mm width strip light \ (HR-S-SC-2PIN-8MM-A)
	CXB208-NOTA	8MM-2P solderless connector(wire to board)\Compatible with 20&22AWG wire\20#(6A)\22#(4A)\2835(<120 lamp);2216(all series);FD(all series)\Applicable to bare board 8mm width lamp strip\ (HR-S-SC-2PIN-8MM-D)

D860-24V-8mm

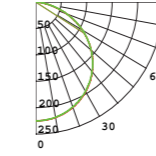


- Double leds per cut for 24V, easily for customized application
- Self-encapsulated design offers 5 optional 1900-6000K white lights
- High quality PFC, high thermal 3M adhesive
- With life span over 60000H



Basic Parameters

Size	5000×8×1.5mm
Cutting Unit	6LEDs/100mm
Input Voltage	24VDC
Input Current	0.175A/1m & 0.7A/5m
Typ.power	6.7W/1m & 4.2W/5m
Max.Power	4.8W/1m
Bending Diameter	>60mm
Copper foil	2oz



Recommended Solution

Name	Picture	Model	Remark
Profile		LS1613	
Power Supply		LRS-XXX-12	Constant voltage 12V. Not waterproof, Non-dimming
Controller		CRI-CBA	12-48V monochromatic dimming controller
Remote Control		CK1-CBA	Monochromatic dimming controller, in conjunction with controller

Soldering-free Connector

Picture	Model	Remark
	CBB208-NOTA	8MM-2P solder-free connector (board-to-board)\2835(<120 lamp); 2216 (full department); FD (full series) \suitable for bare board 8mm width strip light \ (HR-S-SC-2PIN-8MM-A)
	CXB208-NOTA	8MM-2P solderless connector(wire to board)\Compatible with 20&22AWG wire\20#(6A)\22#(4A)\2835(<120 lamp);2216(all series);FD(all series)\Applicable to bare board 8mm width lamp strip\ (HR-S-SC-2PIN-8MM-D)

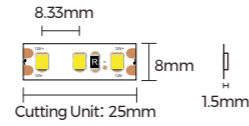
Photo-electric Parameters

CRI	CCT	LM/m	LM/W	Energy efficiency Class
>80	1900 K	640	88	G
	2300 K	700	97	G
	2700 K	750	104	F
	3000 K	790	109	F
	3500 K	800	111	F
	4000 K	825	114	F
	5000 K	825	114	F
	6000 K	790	109	F
>90	1900 K	510	76	G
	2300 K	560	84	G
	2700 K	600	90	G
	3000 K	630	95	F
	3500 K	640	96	F
	4000 K	660	99	F
	5000 K	660	99	F
	6000 K	630	95	F
>95	2700 K	469	70	G
	3000 K	515	77	G

D8120-12V-8mm

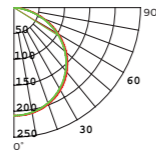


- Double leds per cut for 12V, easily for customized application
- Self-encapsulated design offers 5 optional 1900-6000K white lights
- High quality PFC, high thermal 3M adhesive
- With life span over 60000H



Basic Parameters

Size	5000×8×1.5mm
Cutting Unit	3LEDs/25mm
Input Voltage	12VDC
Input Current	0.7A/1m & 2.8A/3m
Typ.power	8.4W/1m & 33.6W/5m
Max.Power	9.6W/m
Bending Diameter	>60mm
Copper foil	3oz



Recommended Solution

Name	Picture	Model	Remark
Profile		LS1613	
Power Supply		LRS-XXX-12	Constant voltage 12V, Not waterproof, Non-dimming
Controller		CRI-CBA	12-48V monochromatic dimming controller
Remote Control		CK1-CBA	Monochromatic dimming controller, in conjunction with controller

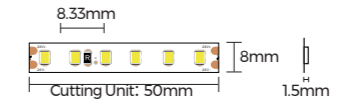
Photo-electric Parameters

CRI	CCT	LM/m	LM/W	Energy efficiency Class
>80	1900 K	720	86	G
	2300 K	820	98	F
	2700 K	915	109	F
	3000 K	965	115	F
	3500 K	965	115	F
>90	4000 K	957	114	F
	5000 K	915	109	F
	6000 K	905	108	F
	1900 K	630	75	G
	2300 K	705	84	G
>95	2700 K	745	89	G
	3000 K	790	94	F
	3500 K	795	95	F
	4000 K	820	98	F
	5000 K	820	98	F
>95	6000 K	790	94	F
	2700 K	580	69	G
	3000 K	635	76	G

D8120-24V-8mm

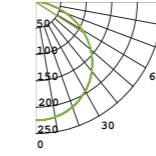


- Double leds per cut for 24V, easily for customized application
- Self-encapsulated design offers 5 optional 1900-6000K white lights
- High quality PFC, high thermal 3M adhesive
- With life span over 60000H



Basic Parameters

Size	5000×8×1.5mm
Cutting Unit	6LEDs/50mm
Input Voltage	24VDC
Input Current	0.35A/1m & 1.4A/5m
Typ.power	8.4W/1m & 33.6W/5m
Max.Power	9.6W/m
Bending Diameter	>60mm
Copper foil	3oz



Recommended Solution

Name	Picture	Model	Remark
Profile		LS1613	
Power Supply		LRS-XXX-12	Constant voltage 12V, Not waterproof, Non-dimming
Controller		CRI-CBA	12-48V monochromatic dimming controller
Remote Control		CK1-CBA	Monochromatic dimming controller, in conjunction with controller

Photo-electric Parameters

CRI	CCT	LM/m	LM/W	Energy efficiency Class
>80	1900 K	720	86	G
	2300 K	820	98	F
	2700 K	915	109	F
	3000 K	965	115	F
	3500 K	965	115	F
>90	4000 K	957	114	F
	5000 K	915	109	F
	6000 K	905	108	F
	1900 K	630	75	G
	2300 K	705	84	G
>95	2700 K	745	89	G
	3000 K	790	94	F
	3500 K	795	95	F
	4000 K	820	98	F
	5000 K	820	98	F
>95	6000 K	790	94	F
	2700 K	580	69	G
	3000 K	635	76	G

D6140-24V-8mm

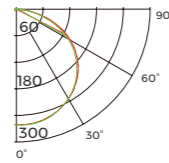


- 140 LEDs/m with 1.2mm thick, better to be in conjunction with profiles
- Self-encapsulated design offers 4 kinds of optional 2700-6000K white light, CRI 90
- Life span exceeds 36000H



Basic Parameters

Size	5000×8×1.2mm
Cutting Unit	7LEDs/50mm
Input Voltage	24VDC
Input Current	0.275A/1m & 1.1A/5m
Typ.power	6.6W/m & 26.4W/5m
Max.Power	7.2W/m
Bending Diameter	>60mm
Copper foil	2oz



Recommended Solution

Name	Picture	Model	Remark
Profile		LS1613	
Power Supply		LRS-XXX-24	Constant voltage 24V, Not waterproof, Non-dimming
Controller		CRI-GBA	12-48V monochromatic dimming controller
Remote Control		CK1-GBA	Monochromatic dimming controller, in conjunction with controller

Soldering-free Connector

Picture	Model	Remark
	CBB208-NOTA	8MM-2P solder-free connector (board-to-board)\2835(-120 lamp); 2216 (full department); FD (full series)\suitable for bare board 8mm width strip light \{HR-S-SC-2PIN-8MM-A}
	CXB208-NOTA	8MM-2P solderless connector(wire to board)\Compatible with 20&22AWG wire\20#(6A);22#(4A)\2835(-120 lamp);2216(all series);FD(all series)\Applicable to bare board 8mm width lamp strip\{HR-S-SC-2PIN-8MM-D}

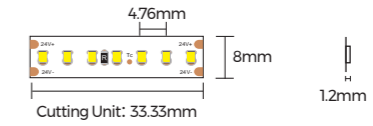
Photo-electric Parameters

CRI	CCT	LM/m	LM/W	Energy Efficiency Class
>90	2700 K	660	100	F
	3000 K	685	104	F
	4000 K	710	108	F
	6000 K	685	104	F

D6210-24V-8mm



- 210LEDs/m high-density light beads and 1.2mm thick, better to be in conjunction with profiles
- Self-encapsulated design offers five kinds of optional 2700-6000K white light, CRI 90
- Life span exceeds 36000H



Basic Parameters

Size	5000×8×1.2mm
Cutting Unit	7LEDs/33.33mm
Input Voltage	24VDC
Input Current	0.454A/1m & 1.9A/5m
Typ.power	10.9W/m & 45.6W/5m
Max.Power	12W/m
Bending Diameter	>60mm
Copper foil	2oz

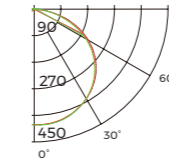


Photo-electric Parameters

CRI	CCT	LM/m	LM/W	Energy Efficiency Class
>90	2700 K	1180	98	F
	3000 K	1245	104	F
	4000 K	1296	108	F
	6000 K	1245	104	F

Recommended Solution

Name	Picture	Model	Remark
Profile		LS1613	
Power Supply		LRS-XXX-24	Constant voltage 24V, Not waterproof, Non-dimming
Controller		CRI-GBA	12-48V monochromatic dimming controller
Remote Control		CK1-GBA	Monochromatic dimming controller, in conjunction with controller

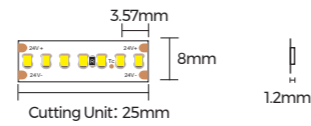
Soldering-free Connector

Picture	Model	Remark
	CBB208-NOTA	8MM-2P solder-free connector (board-to-board)\2835(-120 lamp); 2216 (full department); FD (full series)\suitable for bare board 8mm width strip light \{HR-S-SC-2PIN-8MM-A}
	CXB208-NOTA	8MM-2P solderless connector(wire to board)\Compatible with 20&22AWG wire\20#(6A);22#(4A)\2835(-120 lamp);2216(all series);FD(all series)\Applicable to bare board 8mm width lamp strip\{HR-S-SC-2PIN-8MM-D}

D6280-24V-8mm NEW

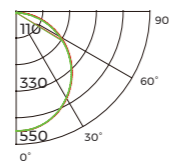


- 280 LEDs/m high-density light beads and 1.2mm thick, better to be in conjunction with profiles
- Self-encapsulated design offers five kinds of optional 2700-6000K white light, CRI 90
- Life span exceeds 36000H



Basic Parameters

Size	5000*8*1.2mm
Cutting Unit	7LEDs/25mm
Input Voltage	24VDC
Input Current	0.625A/1m & 2.6A/5m
Typ.power	15W/m & 62.4W/5m
Max.Power	16.5W/m
Bending Diameter	>60mm
Copper foil	3oz



Recommended Solution

Name	Picture	Model	Remark
Profile		LS1613	
Power Supply		LRS-XXX-24	Constant voltage 24V, Not waterproof, Non-dimming
Controller		CR1-GBA	12-48V monochromatic dimming controller
Remote Control		CK1-GBA	Monochromatic dimming controller, in conjunction with controller

Soldering-free Connector

Picture	Model	Remark
	CBB208-NOTA	8MM-2P solder-free connector (board-to-board), 2835(<120 lamp), 2216 (full department); FD (full series) \suitable for bare board 8mm width strip light \ (HR-S-SC-2PIN-8MM-A)
	CXB208-NOTA	8MM-2P solderless connector (wire to board) \Compatible with 20&22AWG wire\ 20#(6A), 22#(4A), 2835(<120 lamp), 2216 (all series); FD (all series) \Applicable to bare board 8mm width lamp strip\ (HR-S-SC-2PIN-8MM-D)

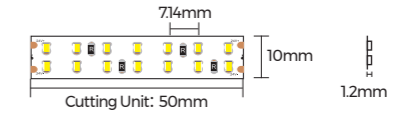
Photo-electric Parameters

CRI	CCT	LM/m	LM/W	Energy Efficiency Class
>90	2700 K	1500	100	F
	3000 K	1590	106	F
	4000 K	1650	110	F
	6000 K	1590	106	F

D6280-24V-10mm

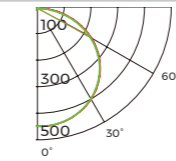


- Double rows of light beads and 1.2mm thick, better to be in conjunction with profiles
- Self-encapsulated design offers four kinds of optional 2700-6000K white lights, CRI90
- Life span exceeds 36000H



Basic Parameters

Size	5000*10*1.2mm
Cutting Unit	14LEDs/50mm
Input Voltage	24VDC
Input Current	0.625A/1m & 2.73A/5m
Typ.power	15W/1m & 65.5W/5m
Max.Power	16.5W/m
Bending Diameter	>60mm
Copper foil	2oz



Recommended Solution

Name	Picture	Model	Remark
Profile		LS1613	
Power Supply		LRS-XXX-24	Constant voltage 24V, Not waterproof, Non-dimming
Controller		CR1-GBA	12-48V monochromatic dimming controller
Remote Control		CK1-GBA	Monochromatic dimming controller, in conjunction with controller

Photo-electric Parameters

CRI	CCT	LM/m	LM/W	Energy Efficiency Class
>90	2700 K	1387	92	F
	3000 K	1462	97	F
	4000 K	1508	101	F
	6000 K	1462	97	F



PRO Series

High efficiency

- 1.220/160 lm/W, ErP-B/D class
- 2.4.8W/m-20.2W/m optional
- 3.Saving energy & cost

High-lumen

- 1.Max. 4800lm/m high-lumen
- 2.Consistent end-to-end brightness with IC integrated
- 3.130/150lm/W, ErP-D class

Ultra-long


- 1.Max. 60m driven by one end
- 2.Consistent end-to-end brightness with IC integrated
- 3.In-/ outdoor ultra-long lighting

Sub-size

- 1.Min. 4mm in width
- 2.Min.1 led/cut arbitrary cutting
- 3.Delicate cabinet or shaped outline

COF

- 1.High reliability by chip-on-board process
- 2.Continuous dot-free
- 3.Delicate decorative lighting

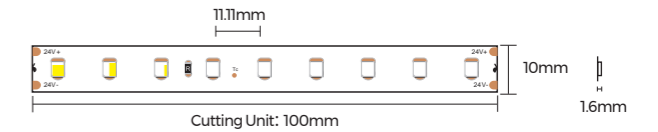


Application

D890-24V-10mm ErP 220LM/W



- Luminous efficiency reaches up to 220LM/W
- Self-encapsulated design offers 4 kinds of optional 2700-6500K white light
- Life span exceeds 60000H



Basic Parameters

Size	5000x10x1.6mm
Cutting Unit	9LEDs/100mm
Input Voltage	24VDC
Input Current	0.18A/1m & 0.72A/5m
Typ.power	4.3W/1m & 17.3W/5m
Max.Power	4.8W
Bending Diameter	>60mm
Copper foil	3oz

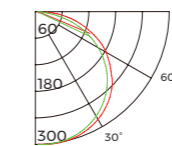


Photo-electric Parameters

CRI	CCT	LM/m	LM/W	Energy Efficiency Class
>80	2700 K	845	197	C
	3000 K	890	207	B
	4000 K	925	215	B
	6500 K	890	207	B

Recommended Solution

Name	Picture	Model	Remark
Profile		LS1607	Match only with LED strip for heat dissipation
Power Supply		BN-V24-XXXP	Constant voltage 24V, Not waterproof, Non-dimming
Controller		CR1-GBA	12-48V monochromatic dimming controller
Remote Control		CK1-GBA	Monochromatic dimming controller, in conjunction with controller

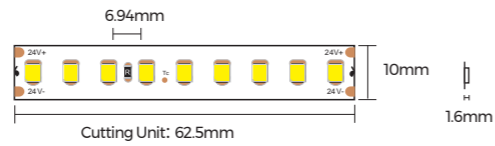
Soldering-free Connector

Picture	Model	Remark
	CBB210-NOTA	10MM-2P solderless connector(board-to-board)\2216(all series),2835(all series),FD(all series),5050(≤60lamp)\for bare board 10mm width light strip\HR-S-SC-2PIN-10MM-A
	CXB210-NOTA	10MM-2P solderless connector(wire to board)\Compatible with 20&22AWG wire,20#(6A),22#(4A)\2216(all series),2835(all series),FD(all series),5050(≤60 lamps)\Applicable to bare board 10mm width lamp strip\HR-S-SC-2PIN-10MM-D

D8144-24V-10mm

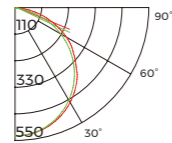


- Luminous efficiency reaches up to 220LM/W
- Self-encapsulated design offers 4 kinds of optional 2700-6500K white light
- Life span exceeds 60000H



Basic Parameters

Size	5000x10x1.6mm
Cutting Unit	9LEDs/62.5mm
Input Voltage	24VDC
Input Current	0.29A/1m & 1.2A/5m
Typ.power	7W/1m & 28.8W/5m
Max.Power	7.7W
Bending Diameter	>60mm
Copper foil	3oz



Recommended Solution

Name	Picture	Model	Remark
Profile		LS1613	
Power Supply		LRS-XXX-24	Constant voltage 24V, Not waterproof, Non-dimming
Controller		CRI-GBA	12-48V monochromatic dimming controller
Remote Control		CK1-GBA	Monochromatic dimming controller, in conjunction with controller

Soldering-free Connector

Picture	Model	Remark
	CBB210-NOTA	10MM-2P solderless connector(board-to-board)2216(all series);2835(all series);FD(all series);5050(≤60lamp)for bare board 10mm width light strip(HR-S-SC-2PIN-10MM-A)
	CXB210-NOTA	10MM-2P solderless connector(wire to board)Compatible with 20&22AWG wire(20#(6A);22#(4A))2216(all series);2835(all series);FD(all series);5050(≤60 lamps)Applicable to bare board 10mm width lamp strip(HR-S-SC-2PIN-10MM-D)

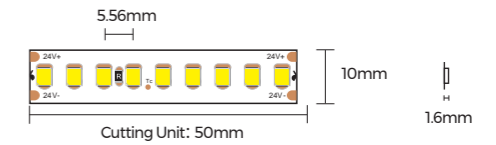
Photo-electric Parameters

CRI	CCT	LM/m	LM/W	Energy Efficiency Class
>80	2700 K	1370	196	C
	3000 K	1445	206	B
	4000 K	1505	215	B
	6500 K	1445	206	B

D8180-24V-10mm

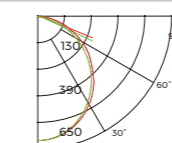


- Luminous efficiency reaches up to 220LM/W
- Self-encapsulated design offers 4 kinds of optional 2700-6500K white light
- Life span exceeds 60000H



Basic Parameters

Size	5000x10x1.6mm
Cutting Unit	9LEDs/50mm
Input Voltage	24VDC
Input Current	0.36A/1m & 1.5A/5m
Typ.power	8.7W/1m & 36W/5m
Max.Power	9.6W
Bending Diameter	>60mm
Copper foil	3oz



Recommended Solution

Name	Picture	Model	Remark
Profile		LS1613	
Power Supply		LRS-XXX-24	Constant voltage 24V, Not waterproof, Non-dimming
Controller		CRI-GBA	12-48V monochromatic dimming controller
Remote Control		CK1-GBA	Monochromatic dimming controller, in conjunction with controller

Soldering-free Connector

Picture	Model	Remark
	CBB210-NOTA	10MM-2P solderless connector(board-to-board)2216(all series);2835(all series);FD(all series);5050(≤60lamp)for bare board 10mm width light strip(HR-S-SC-2PIN-10MM-A)
	CXB210-NOTA	10MM-2P solderless connector(wire to board)Compatible with 20&22AWG wire(20#(6A);22#(4A))2216(all series);2835(all series);FD(all series);5050(≤60 lamps)Applicable to bare board 10mm width lamp strip(HR-S-SC-2PIN-10MM-D)

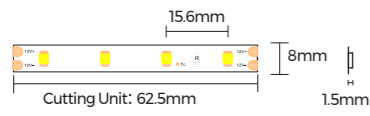
Photo-electric Parameters

CRI	CCT	LM/m	LM/W	Energy Efficiency Class
>80	2700 K	1705	196	C
	3000 K	1795	206	B
	4000 K	1870	215	B
	6500 K	1795	206	B

D864-12V-8mm | D864-24V-8mm

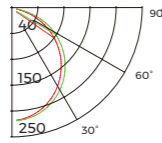


- Luminous efficiency reaches up to 160LM/W
- CRI80+, 90+, 95+optional

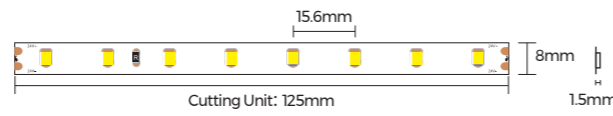


Basic Parameters

Size	3000×8×1.5mm
Cutting Unit	4LEDs/62.5mm
Input Voltage	12VDC
Input Current	0.36A/1m & 1A/3m
Typ.power	4.3W/1m & 12W/3m
Max.Power	4.8W/m
Bending Diameter	>60mm
Copper foil	2oz

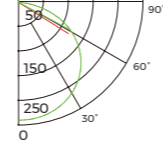


- Self-encapsulated design offers 8 kinds of optional 1900-6000K white light
- Life span exceeds 60000H



Basic Parameters

Size	5000×8×1.5mm
Cutting Unit	8LEDs/125mm
Input Voltage	24VDC
Input Current	0.18A/1m & 0.75A/5m
Typ.power	4.3W/1m & 18W/5m
Max.Power	4.8W/m
Bending Diameter	>60mm
Copper foil	2oz



General Parameter

Photo-electric Parameters

CRI	CCT	LM/m	LM/W	Energy efficiency Class	
>80	1900 K	510	119	F	
	2300 K	570	133	E	
	2700 K	620	144	E	
	3000 K	650	151	D	
	3500 K	660	153	D	
	4000 K	680	160	D	
	5000 K	680	160	D	
	6000 K	650	151	D	
	>90	1900 K	420	98	F
		2300 K	470	109	F
2700 K		510	119	F	
3000 K		540	126	E	
3500 K		545	127	E	
4000 K		560	130	E	
5000 K		560	130	E	
6000 K		540	126	E	
>95		2700 K	495	115	F
		3000 K	520	121	E
	3500 K	530	123	E	
	4000 K	545	127	E	

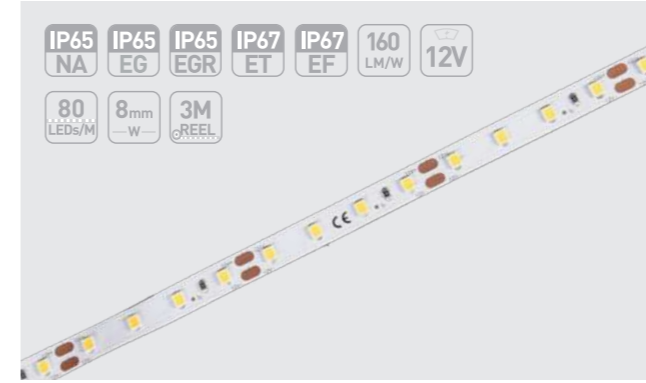
Recommended Solution

Name	Picture	Model	Remark
Profile		LS1607	Match only with LED strip for heat dissipation
Power Supply		BN-V12-XXX	Constant voltage 12V, Not waterproof, Non-dimming
Controller		CRI-GBA	12-48V monochromatic dimming controller
Remote Control		CK1-GBA	Monochromatic dimming controller, in conjunction with controller

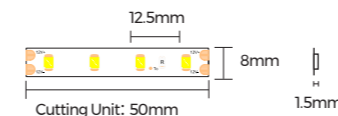
Soldering-free Connector

Picture	Model	Remark
	CBB208-NOTA	8MM-2P solder-free connector (board-to-board)\2835(<120 lamp); 2216 (full department); FD (full series)\suitable for bare board 8mm width strip light \{HR-S-SC-2PIN-8MM-A}
	CXB208-NOTA	8MM-2P solderless connector(wire to board)\Compatible with 20&22AWG wire\20#(6A);22#(4A)\2835(<120 lamp);2216(all series);FD(all series)\Applicable to bare board 8mm width lamp strip\{HR-S-SC-2PIN-8MM-D}

D880-12V-8mm | D880-24V-8mm

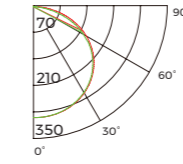


- Luminous efficiency reaches up to 160LM/W
- CRI80+, 90+, 95+optional

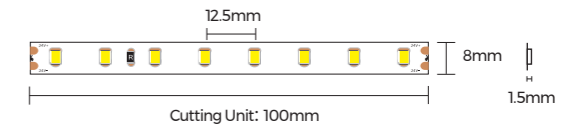


Basic Parameters

Size	3000×8×1.5mm
Cutting Unit	4LEDs/50mm
Input Voltage	12VDC
Input Current	0.55A/1m & 1.55A/3m
Typ.power	6.6W/1m & 18.6W/3m
Max.Power	7.2W/m
Bending Diameter	>60mm
Copper foil	2oz

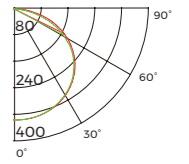


- Self-encapsulated design offers 8 kinds of optional 1900-6000K white light
- Life span exceeds 60000H



Basic Parameters

Size	5000×8×1.5mm
Cutting Unit	8LEDs/100mm
Input Voltage	24VDC
Input Current	0.275A/1m & 1.2A/5m
Typ.power	6.6W/1m & 28.8W/5m
Max.Power	7.2W/m
Bending Diameter	>60mm
Copper foil	2oz



General Parameter

Photo-electric Parameters

CRI	CCT	LM/m	LM/W	Energy efficiency Class	
>80	1900 K	800	121	E	
	2300 K	890	135	E	
	2700 K	960	145	E	
	3000 K	1010	153	D	
	3500 K	1025	155	D	
	4000 K	1050	160	D	
	5000 K	1050	159	D	
	6000 K	1010	153	D	
	>90	1900 K	640	97	F
		2300 K	715	108	F
2700 K		775	117	F	
3000 K		815	123	E	
3500 K		830	126	E	
4000 K		850	129	E	
5000 K		850	129	E	
6000 K		815	123	E	
>95		2700 K	765	116	F
		3000 K	805	122	E
	3500 K	820	124	E	
	4000 K	840	127	E	

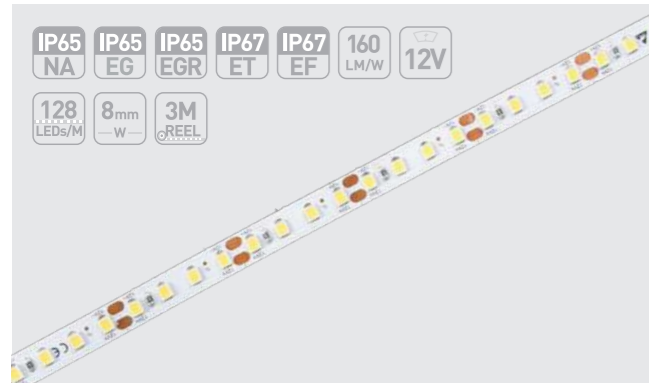
Recommended Solution

Name	Picture	Model	Remark
Profile		LS1607	Match only with LED strip for heat dissipation
Power Supply		BN-V12-XXX	Constant voltage 12V, Not waterproof, Non-dimming
Controller		CRI-GBA	12-48V monochromatic dimming controller
Remote Control		CK1-GBA	Monochromatic dimming controller, in conjunction with controller

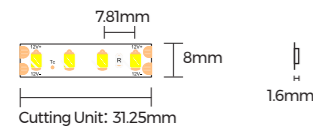
Soldering-free Connector

Picture	Model	Remark
	CBB208-NOTA	8MM-2P solder-free connector (board-to-board)\2835(<120 lamp); 2216 (full department); FD (full series)\suitable for bare board 8mm width strip light \{HR-S-SC-2PIN-8MM-A}
	CXB208-NOTA	8MM-2P solderless connector(wire to board)\Compatible with 20&22AWG wire\20#(6A);22#(4A)\2835(<120 lamp);2216(all series);FD(all series)\Applicable to bare board 8mm width lamp strip\{HR-S-SC-2PIN-8MM-D}

D8128-12V-8mm | D8128-24V-8mm

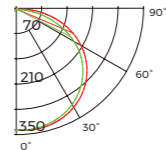


- Luminous efficiency reaches up to 160LM/W
- CRI80+, 90+, 95+optional



Basic Parameters

Size	3000×8×1.6mm
Cutting Unit	4LEDs/31.25mm
Input Voltage	12VDC
Input Current	0.725A/1m & 1.8A/3m
Typ.power	8.7W/1m & 21.6W/3m
Max.Power	9.6W/1m
Bending Diameter	>60mm
Copper foil	3oz



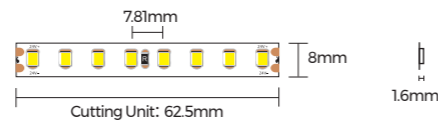
General Parameter

Photo-electric Parameters

CRI	CCT	LM/m	LM/W	Energy efficiency Class	
>80	1900 K	1055	121	E	
	2300 K	1175	135	E	
	2700 K	1270	146	D	
	3000 K	1335	153	D	
	3500 K	1355	156	D	
	4000 K	1390	160	D	
	5000 K	1390	160	D	
	6000 K	1335	153	D	
	>90	1900 K	865	99	F
		2300 K	960	110	F
2700 K		1035	119	E	
3000 K		1090	125	E	
3500 K		1105	127	E	
>95	1900 K	1005	116	F	
	2300 K	1060	122	E	
	2700 K	1075	124	E	
	3000 K	1105	127	E	
	3500 K	1105	127	E	
	4000 K	1105	127	E	
	5000 K	1135	130	E	
	6000 K	1090	125	E	
	7000 K	1060	122	E	
	8000 K	1035	119	E	

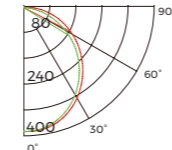


- Self-encapsulated design offers 8 kinds of optional 1900-6000K white light
- Life span exceeds 60000H



Basic Parameters

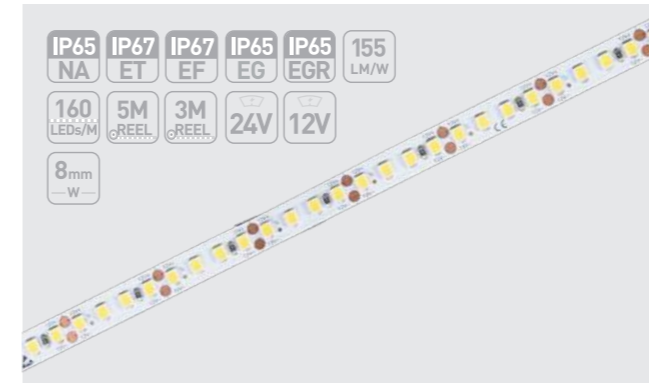
Size	5000×8×1.6mm
Cutting Unit	8LEDs/62.5mm
Input Voltage	24VDC
Input Current	0.36A/1m & 1.5A/5m
Typ.power	8.7W/1m & 36W/5m
Max.Power	9.6W/1m
Bending Diameter	>60mm
Copper foil	3oz



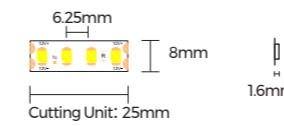
Recommended Solution

Name	Picture	Model	Remark
Profile		LS1613	
Power Supply		LRS-XXX-12	Constant voltage 12V, Not waterproof, Non-dimming
Controller		CRI-GBA	12-48V monochromatic dimming controller
Remote Control		CK1-GBA	Monochromatic dimming controller, in conjunction with controller

D8160-12V-8mm | D8160-24V-8mm

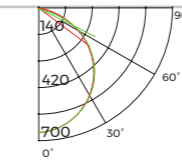


- Luminous efficiency reaches up to 155LM/W
- Life span exceeds 60000H



Basic Parameters

Size	3000×8×1.6mm
Cutting Unit	4LEDs/25mm
Input Voltage	12VDC
Input Current	1.08A/1m & 2.5A/3m
Typ.power	13W/1m & 30W/3m
Max.Power	14.4W/1m
Bending Diameter	>60mm
Copper foil	3oz



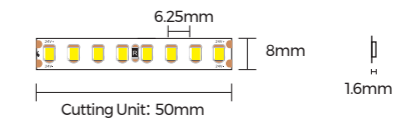
General Parameter

Photo-electric Parameters

CRI	CCT	LM/m	LM/W	Energy efficiency Class	
>80	1900 K	1530	118	F	
	2300 K	1700	131	E	
	2700 K	1835	141	E	
	3000 K	1935	149	D	
	3500 K	1965	151	D	
	4000 K	2015	155	D	
	5000 K	2015	155	D	
	6000 K	1935	149	E	
	>90	1900 K	1250	96	F
		2300 K	1390	107	F
2700 K		1505	116	E	
3000 K		1585	122	E	
3500 K		1610	124	E	
>95	1900 K	1470	113	F	
	2300 K	1545	119	E	
	2700 K	1570	121	E	
	3000 K	1570	121	E	
	3500 K	1610	124	E	
	4000 K	1610	124	E	
	5000 K	1650	127	E	
	6000 K	1650	127	E	
	7000 K	1585	122	E	
	8000 K	1545	119	E	

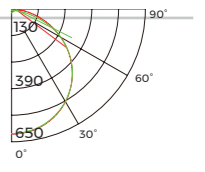


- Self-encapsulated design offers eight kinds of optional



Basic Parameters

Size	5000×8×1.6mm
Cutting Unit	8LEDs/50mm
Input Voltage	24VDC
Input Current	0.54A/1m & 2.4A/5m
Typ.power	13W/1m & 57.6W/5m
Max.Power	14.4W/1m
Bending Diameter	>60mm
Copper foil	3oz



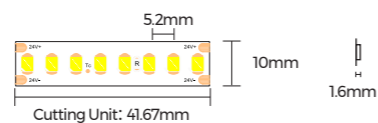
Recommended Solution

Name	Picture	Model	Remark
Profile		LS1613	
Power Supply		LRS-XXX-12	Constant voltage 12V, Not waterproof, Non-dimming
Controller		CRI-GBA	12-48V monochromatic dimming controller
Remote Control		CK1-GBA	Monochromatic dimming controller, in conjunction with controller

D8192-24V-10mm NEW

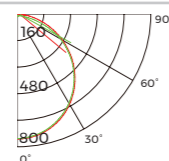


- Luminous efficiency reaches up to 155LM/W
- Self-encapsulated design offers eight kinds of optional 1900-6000K white light
- Life span exceeds 60000H



Basic Parameters

Size	5000x10x1.6mm
Cutting Unit	8LEDs/41.67mm
Input Voltage	24VDC
Input Current	0.67A/1m & 2.7A/5m
Typ.power	16W/m & 64.8W/5m
Max.Power	17.6W/m
Bending Diameter	>60mm
Copper foil	3oz



Recommended Solution

Name	Picture	Model	Remark
Profile		LS1613	
Power Supply		LRS-XXX-24	Constant voltage 24V, Not waterproof, Non-dimming
Controller		CRI-GBA	12-48V monochromatic dimming controller
Remote Control		CK1-GBA	Monochromatic dimming controller, in conjunction with controller

Soldering-free Connector

Picture	Model	Remark
	CBB210-NOTA	10MM-2P solderless connector(board to board)2216(all series);2835(all series);FD(all series);5050(≤60 lamp)for bare board 10mm width light strip(HR-S-SC-2PIN-10MM-A)
	CXB210-NOTA	10MM-2P solderless connector(wire to board)Compatible with 20&22AWG wire(20#(6A);22#(4A))2216(all series);2835(all series);FD(all series);5050(≤60 lamps)Applicable to bare board 10mm width lamp strip(HR-S-SC-2PIN-10MM-D)

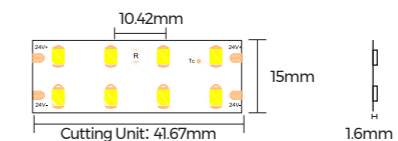
Photo-electric Parameters

CRI	CCT	LM/m	LM/W	Energy efficiency Class
>80	1900 K	1880	118	/
	2300 K	2090	131	E
	2700 K	2260	141	E
	3000 K	2380	149	D
	3500 K	2420	151	D
	4000 K	2480	155	D
	5000 K	2480	155	D
	6000 K	2380	149	D
>90	1900 K	1505	94	/
	2300 K	1675	105	F
	2700 K	1810	113	F
	3000 K	1905	119	E
	3500 K	1935	121	E
	4000 K	1985	124	E
	5000 K	1985	124	E
	6000 K	1905	119	E
>95	2700 K	1759	112	F
	3000 K	1890	118	F
	3500 K	1920	120	E
	4000 K	1970	123	E

D8192-24V-15mm NEW



- Luminous efficiency reaches up to 155LM/W
- Self-encapsulated design offers eight kinds of optional 1900-6000K white light
- Life span exceeds 60000H



Basic Parameters

Size	4000x15x1.6mm
Cutting Unit	8LEDs/41.67mm
Input Voltage	24VDC
Input Current	0.79A/1m & 2.7A/4m
Typ.power	18.9W/m & 64.8W/4m
Max.Power	20.8W/m
Bending Diameter	>60mm
Copper foil	3oz

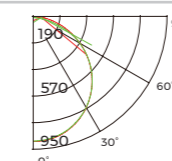


Photo-electric Parameters

CRI	CCT	LM/m	LM/W	Energy efficiency Class
>80	1900 K	2220	117	F
	2300 K	2470	131	E
	2700 K	2670	141	E
	3000 K	2810	149	D
	3500 K	2855	151	D
	4000 K	2930	155	D
	5000 K	2930	155	D
	6000 K	2810	149	D
>90	1900 K	1780	94	/
	2300 K	1980	105	F
	2700 K	2140	113	F
	3000 K	2250	119	E
	3500 K	2285	121	E
	4000 K	2345	124	E
	5000 K	2345	124	E
	6000 K	2250	119	E
>95	2700 K	2120	112	F
	3000 K	2230	118	F
	3500 K	2290	121	E
	4000 K	2325	123	E

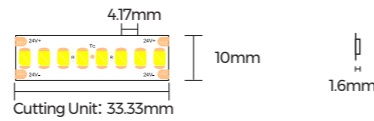
Recommended Solution

Name	Picture	Model	Remark
Profile		LS1911K	
Power Supply		LRS-XXX-24	Constant voltage 24V, Not waterproof, Non-dimming
Controller		CRI-GBA	12-48V monochromatic dimming controller
Remote Control		CK1-GBA	Monochromatic dimming controller, in conjunction with controller

D8240-24V-10mm NEW

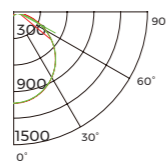


- Luminous efficiency reaches up to 150LM/W
- Self-encapsulated design offers eight kinds of optional 1900-6000K white light
- Life span exceeds 60000H



Basic Parameters

Size	5000x10x1.6mm
Cutting Unit	8LEDs/33.33mm
Input Voltage	24VDC
Input Current	0.83A/1m & 3.5A/5m
Typ.power	20W/m & 84W/5m
Max.Power	22W/m
Bending Diameter	>60mm
Copper foil	3oz



Recommended Solution

Name	Picture	Model	Remark
Profile		LS1613	
Power Supply		LRS-XXX-24	Constant voltage 24V, Not waterproof, Non-dimming
Controller		CRI-GBA	12-48V monochromatic dimming controller
Remote Control		CK1-GBA	Monochromatic dimming controller, in conjunction with controller

Soldering-free Connector

Picture	Model	Remark
	CBB210-NOTA	10MM-2P solderless connector(board-to-board)/2216(all series);2835(all series);FD(all series);5050(≤60lamp)for bare board 10mm width light strip (HR-S-SC-2PIN-10MM-A)
	CXB210-NOTA	10MM-2P solderless connector(wire to board)/Compatible with 20&22AWG wire(20#(6A);22#(4A));2216(all series);2835(all series);FD(all series);5050(≤60 lamps) Applicable to bare board 10mm width lamp strip (HR-S-SC-2PIN-10MM-D)

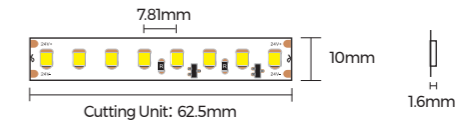
Photo-electric Parameters

CRI	CCT	LM/m	LM/W	Energy efficiency Class
>80	1900 K	2280	114	E
	2300 K	2530	127	E
	2700 K	2735	137	E
	3000 K	2880	144	E
	3500 K	2925	146	D
	4000 K	3000	150	D
	5000 K	3000	150	D
	6000 K	2880	144	D
>90	1900 K	1880	94	/
	2300 K	2090	105	F
	2700 K	2260	113	F
	3000 K	2380	119	E
	3500 K	2420	121	E
	4000 K	2480	124	E
	5000 K	2480	124	E
	6000 K	2380	119	E
>95	2700 K	2240	112	F
	3000 K	2360	118	F
	3500 K	2400	120	E
	4000 K	2460	123	E

DS8128-24V-10mm



- Bridgelux LED
- 155lm/W@4000K/CRI80
- SDCM≤3, 1 Bin forever, CRI80/90 optional
- Consistent luminance due to IC integrated



Basic Parameters

Size	5000x10x1.6mm
Cutting Unit	8LEDs/62.5mm
Input Voltage	24VDC
Input Current	0.53A/1m & 2.5A/5m
Typ.power	12.7W/1m & 60W/5m
Max.Power	14W
Bending Diameter	>60mm
Copper foil	3oz

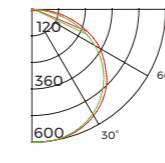


Photo-electric Parameters

CRI	CCT	LM/m	LM/W	Energy Efficiency Class
>80	2700 K	1790	141	E
	3000 K	1890	149	D
	4000 K	1970	155	D
	5000 K	1970	155	D
	6500 K	1890	149	D
>90	2700 K	1390	109	F
	3000 K	1460	115	F
	4000 K	1530	120	E
	5000 K	1530	120	E
	6500 K	1460	115	F

Recommended Solution

Name	Picture	Model	Remark
Profile		LS1613	
Power Supply		LRS-XXX-24	Constant voltage 24V, Not waterproof, Non-dimming
Controller		CRI-GBA	12-48V monochromatic dimming controller
Remote Control		CK1-GBA	Monochromatic dimming controller, in conjunction with controller

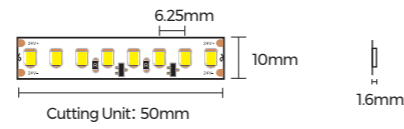
Soldering-free Connector

Picture	Model	Remark
	CBB210-NOTA	10MM-2P solderless connector(board-to-board)/2216(all series);2835(all series);FD(all series);5050(≤60lamp)for bare board 10mm width light strip (HR-S-SC-2PIN-10MM-A)
	CXB210-NOTA	10MM-2P solderless connector(wire to board)/Compatible with 20&22AWG wire(20#(6A);22#(4A));2216(all series);2835(all series);FD(all series);5050(≤60 lamps) Applicable to bare board 10mm width lamp strip (HR-S-SC-2PIN-10MM-D)

DS8160-24V-10mm

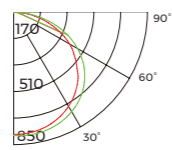


- Bridgelux LED
- 153lm/W@4000K/CRI80
- SDCM≤3, 1 Bin forever, CRI80/90 optional
- Consistent luminance due to IC integrated



Basic Parameters

Size	5000×10×1.6mm
Cutting Unit	8LEDs/50mm
Input Voltage	24VDC
Input Current	0.683A/1m & 3.3A/5m
Typ.power	16.4W/1m & 79.2W/5m
Max.Power	18W
Bending Diameter	>60mm
Copper foil	3oz



Recommended Solution

Name	Picture	Model	Remark
Profile		LS1613	
Power Supply		LRS-XXX-24	Constant voltage 24V, Not waterproof, Non-dimming
Controller		CRI-GBA	12-48V monochromatic dimming controller
Remote Control		CK1-GBA	Monochromatic dimming controller, in conjunction with controller

Soldering-free Connector

Picture	Model	Remark
	CBBZ10-NOTA	10MM-2P solderless connector(board to board),2216(all series);2835(all series);FD(all series);5050(≤60 lamp) for bare board 10mm width light strip(HR-S-SC-2PIN-10MM-A)
	CXBZ10-NOTA	10MM-2P solderless connector(wire to board),Compatible with 20&22AWG wire,20#(6A);22#(4A);2216(all series);2835(all series);FD(all series);5050(≤60 lamps),Applicable to bare board 10mm width lamp strip(HR-S-SC-2PIN-10MM-D)

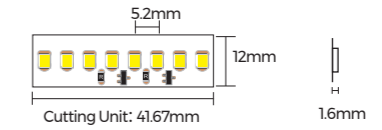
Photo-electric Parameters

CRI	CCT	LM/m	LM/W	Energy Efficiency Class
>80	2700 K	2280	139	E
	3000 K	2400	146	D
	4000 K	2500	153	D
	5000 K	2500	153	D
	6500 K	2400	146	D
>90	2700 K	1800	109	F
	3000 K	1890	115	F
	4000 K	1970	120	E
	5000 K	1970	120	E
	6500 K	1890	115	F

DS8192-24V-12mm

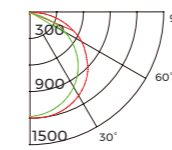


- Bridgelux LED
- 148lm/W@4000K/CRI80
- SDCM≤3, 1 Bin forever, CRI80/90 optional
- Consistent luminance due to IC integrated



Basic Parameters

Size	5000×12×1.6mm
Cutting Unit	8LEDs/41.67mm
Input Voltage	24VDC
Input Current	1.04A/1m & 4.2A/5m
Typ.power	25W/1m & 100.8W/5m
Max.Power	29W/m
Bending Diameter	>60mm
Copper foil	3oz



Recommended Solution

Name	Picture	Model	Remark
Profile		LS2013	
Power Supply		LRS-XXX-24	Constant voltage 24V, Not waterproof, Non-dimming
Controller		CRI-GBA	12-48V monochromatic dimming controller
Remote Control		CK1-GBA	Monochromatic dimming controller, in conjunction with controller

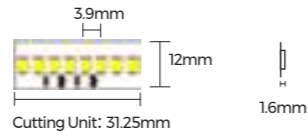
Photo-electric Parameters

CRI	CCT	LM/m	LM/W	Energy Efficiency Class
>80	2700 K	3375	135	E
	3000 K	3550	142	E
	4000 K	3700	148	D
	5000 K	3700	148	D
	6500 K	3550	142	E
>90	2700 K	2740	109	F
	3000 K	2880	115	F
	4000 K	3000	120	E
	5000 K	3000	120	E
	6500 K	2880	115	F

DS8256-24V-12mm

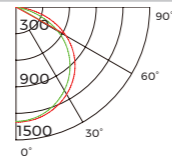


- Bridgelux LED
- 140lm/W@4000K/CRI80
- SDCM≤3, 1 Bin forever, CRI80/90 optional
- Consistent luminance due to IC integrated



Basic Parameters

Size	2500x12x1.6mm
Cutting Unit	8LEDs/31.25mm
Input Voltage	24VDC
Input Current	1.42A/1m & 3.4A/2.5m
Typ.power	34W/1m & 81.6W/2.5m
Max.Power	39W/m
Bending Diameter	>60mm
Copper foil	3oz



Recommended Solution			
Name	Picture	Model	Remark
Profile		LS2013	
Power Supply		LRS-XXX-24	Constant voltage 24V, Not waterproof, Non-dimming
Controller		CRI-GBA	12-48V monochromatic dimming controller
Remote Control		CK1-GBA	Monochromatic dimming controller, in conjunction with controller

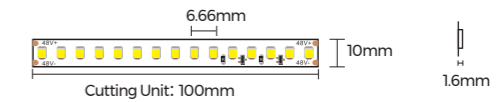
Photo-electric Parameters

CRI	CCT	LM/m	LM/W	Energy Efficiency Class
>80	2700 K	4380	129	E
	3000 K	4610	136	E
	4000 K	4800	141	E
	5000 K	4800	141	E
	6500 K	4610	136	E
>90	2700 K	3720	109	F
	3000 K	3920	115	F
	4000 K	4080	120	E
	5000 K	4080	120	E
	6500 K	3920	115	F

DS8150-48V-10mm



- Luminous efficiency reaches up to 130LM/W
- Constant current design, Consistent luminance
- Single-ended power supply for 10 meters
- Suitable for commercial stylish lighting in conjunction with BSD 48V series power supply (under development)



Basic Parameters

Size	10000x10x1.6mm
Cutting Unit	15leds/100mm
Input Voltage	48VDC
Input Current	0.416A/1m & 4.16A/10m
Typ.power	20W/1m & 200W/10m
Max.Power	22W
Bending Diameter	>60mm
Copper foil	3oz

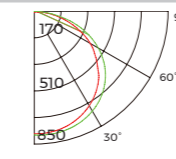


Photo-electric Parameters


CRI	CCT	LM/m	LM/W	Energy Efficiency Class
>80	2700 K	2360	118	F
	3000 K	2460	123	E
	3500 K	2460	123	E
	4000 K	2600	130	E
	5000 K	2600	130	E
>90	6500 K	2460	123	E
	2700 K	2005	100	/
	3000 K	2110	106	F
	3500 K	2150	108	F
	4000 K	2200	110	F
	5000 K	2200	110	F
	6500 K	2110	106	F

Recommended Solution			
Name	Picture	Model	Remark
Profile		LS1613	
Power Supply		LRS-XXX-48	Constant voltage 48V, Not waterproof, Non-dimming
Controller		CRI-GBA	12-48V monochromatic dimming controller
Remote Control		CK1-GBA	Monochromatic dimming controller, in conjunction with controller

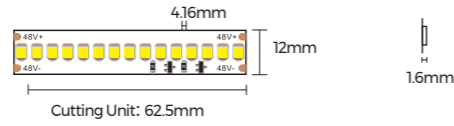
Soldering-free Connector

Picture	Model	Remark
	CBB210-NOTA	10MM-2P solderless connector (board-to-board) 2216 (all series); 2835 (all series); FD (all series); 5050 (≤60 lamps) for bare board 10mm width light strip (HR-S-SC-2PIN-10MM-A)
	CXB210-NOTA	10MM-2P solderless connector (wire to board) Compatible with 20&22AWG wire (20#(6A); 22#(4A)); 2216 (all series); 2835 (all series); FD (all series); 5050 (≤60 lamps) Applicable to bare board 10mm width lamp strip (HR-S-SC-2PIN-10MM-D)

DS8240-48V-12mm

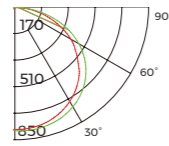


- Luminous efficiency reaches up to 130LM/W
- Constant current design, Consistent luminance
- Single-ended power supply for 30 meters
- Suitable for commercial stylish lighting in conjunction with BSD 48V series power supply(under development)



Basic Parameters

Size	10000x12x1.6mm
Cutting Unit	15LEDs/62.5mm
Input Voltage	48VDC
Input Current	0.625A/1m & 6.25A/10m
Typ.power	30W/1m& 300W/10m
Max.Power	33W
Bending Diameter	>60mm
Copper foil	3oz




Recommended Solution

Name	Picture	Model	Remark
Profile		LS2013	
Power Supply		LRS-XXX-48	Constant voltage 48V, Not waterproof, Non-dimming
Controller		CRI-GBA	12-48V monochromatic dimming controller
Remote Control		CK1-GBA	Monochromatic dimming controller, in conjunction with controller

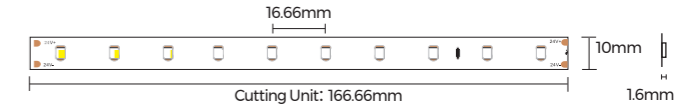
Photo-electric Parameters

CRI	CCT	LM/m	LM/W	Energy Efficiency Class
>80	2700 K	3540	118	F
	3000 K	3690	123	E
	3500 K	3790	126	E
	4000 K	3900	130	E
	5000 K	3900	130	E
>90	6500 K	3690	123	E
	2700 K	2890	96	F
	3000 K	3050	102	F
	3500 K	3125	104	F
	4000 K	3200	107	F
	5000 K	3200	107	F
	6500 K	3050	102	F

DS860-24V-10mm



- Single-ended power supply for 30 meters, Consistent luminance
- 22V-30V, wide input voltage range
- Reverse voltage & overheat protection
- CRI90+, 95+, optional



Basic Parameters

Size	30000x10x1.6mm
Cutting Unit	10LEDs/166.66mm
Input Voltage	24VDC
Input Current	0.18A/1m & 5.4A/30m
Typ.power	4.3W/1m & 129W/30m
Max.Power	4.6W/m
Bending Diameter	>60mm
Copper foil	4oz

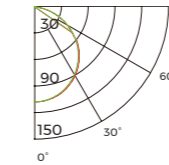


Photo-electric Parameters

CRI	CCT	LM/m	LM/W	Energy Efficiency Class	
>90	1900 K	290	67	G	
	2300 K	320	74	G	
	2700 K	340	79	G	
	3000 K	360	83	G	
	3500 K	365	85	G	
	4000 K	370	87	G	
	5000 K	370	87	G	
	6000 K	360	83	G	
	>95	2700 K	270	63	G
		3000 K	300	69	G
3500 K		325	76	G	
4000 K		325	76	G	

Recommended Solution

Name	Picture	Model	Remark
Profile		LS1607	 Match only with LED strip for heat dissipation
Power Supply		BN-V24-XXXXP	Constant voltage 24V, Not waterproof, Non-dimming
Controller		CRI-GBA	12-48V monochromatic dimming controller
Remote Control		CK1-GBA	Monochromatic dimming controller, in conjunction with controller

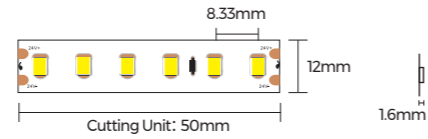
Soldering-free Connector

Picture	Model	Remark
	CBB210-NOTA	10MM-2P solderless connector(board-to-board)2216(all series);2835(all series);FD(all series);5050(≤60lamp)for bare board 10mm width light strip(HR-S-SC-2PIN-10MM-A)
	CXB210-NOTA	10MM-2P solderless connector(wire to board)Compatible with 20&22AWG wire(20#(6A);22#(4A));2216(all series);2835(all series);FD(all series);5050(≤60 lamps);Applicable to bare board 10mm width lamp strip(HR-S-SC-2PIN-10MM-D)

DS8120-24V-12mm

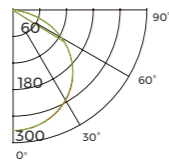


- Single-ended power supply for 20 meters, Consistent luminance
- 22V-30V, wide input voltage range
- Reverse voltage & overheat protection
- CRI90+, 95+, optional



Basic Parameters

Size	20000x12x1.6mm
Cutting Unit	6LEDs/50mm
Input Voltage	24VDC
Input Current	0.363A/1m & 7.1A/20m
Typ.power	8.7W/1m & 170.4W/20m
Max.Power	9.6W/m
Bending Diameter	>60mm
Copper foil	3oz



Recommended Solution

Name	Picture	Model	Remark
Profile		LS2013	
Power Supply		LRS-XXX-24	Constant voltage 24V, Not waterproof, Non-dimming
Controller		CRI-GBA	12-48V monochromatic dimming controller
Remote Control		CK1-GBA	Monochromatic dimming controller, in conjunction with controller

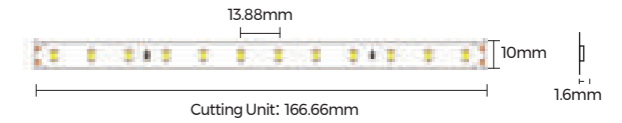
Photo-electric Parameters

CRI	CCT	LM/m	LM/W	Energy Efficiency Class
>90	1900 K	680	78	/
	2300 K	760	87	/
	2700 K	810	93	F
	3000 K	850	98	F
	3500 K	870	100	F
	4000 K	890	102	F
>95	5000 K	890	102	F
	6000 K	850	98	F
	2700 K	622	72	/
	3000 K	683	78	/
	3500 K	759	87	/
	4000 K	759	87	/

DS872-48V-10mm

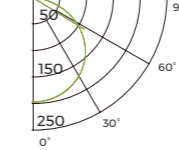


- Single-ended power supply for 60 meters, Consistent luminance
- Wide range of input voltage, Reverse voltage & overheat protection
- MAX 60°C operating temperature



Basic Parameters

Size	60000x10x1.5mm
Cutting Unit	12LEDs/166.66mm
Input Voltage	48VDC
Input Current	0.069A/1m & 4.14A/60m
Typ.power	3.1W/1m & 198W/60m
Max.Power	3.8W
Bending Diameter	>60mm
Copper foil	3oz



Recommended Solution

Name	Picture	Model	Remark
Profile		LS1607	 Match only with LED strip for heat dissipation
Power Supply		LRS-XXX-48	Constant voltage 48V, Not waterproof, Non-dimming
Controller		CRI-GBA	12-48V monochromatic dimming controller
Remote Control		CK1-GBA	Monochromatic dimming controller, in conjunction with controller

Photo-electric Parameters

CRI	CCT	LM/m	LM/W	Energy Efficiency Class
>90	1900 K	295	76	G
	2300 K	330	88	G
	2700 K	350	94	F
	3000 K	360	98	F
	3500 K	374	100	F
	4000 K	380	103	F
>95	5000 K	380	103	F
	6000 K	360	98	F
	2700 K	250	76	G
	3000 K	265	80	G
	3500 K	265	80	G
	4000 K	300	91	G

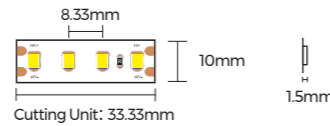
Soldering-free Connector

Picture	Model	Remark
	CBB210-NOTA	10MM-2P solderless connector(board-to-board)2216(all series);2835(all series);FD(all series);5050(≤60 lamps)/for bare board 10mm width light strip (HR-S-SC-2PIN-10MM-A)
	CXB210-NOTA	10MM-2P solderless connector(wire to board)Compatible with 20&22AWG wire;20#(6A);22#(4A);2216(all series);2835(all series);FD(all series);5050(≤60 lamps)Applicable to bare board 10mm width lamp strip (HR-S-SC-2PIN-10MM-D)

D8120-48V-10mm

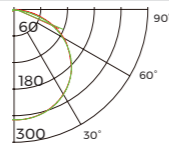


- Single-ended power supply for 30 meters at most
- Lower current with 48V input, Can stretch out longer wires
- Less power feed, Super cost-effective
- Ultra-long splicing, Small cutting unit



Basic Parameters

Size	30000×10×1.5mm
Cutting Unit	4LEDs/33.33mm
Input Voltage	48VDC
Input Current	0.183A/1m & 4.33A/30m
Typ.power	8.8W/1m & 207.8W/30m
Max.Power	9.6W
Bending Diameter	>60mm
Copper foil	3oz



Recommended Solution

Name	Picture	Model	Remark
Profile		LS1613	
Power Supply		LRS-XXX-48	Constant voltage 48V, Not waterproof, Non-dimming
Controller		CRI-GBA	12-48V monochromatic dimming controller
Remote Control		CK1-GBA	Monochromatic dimming controller, in conjunction with controller

Soldering-free Connector

Picture	Model	Remark
	CBB210-NOTA	10MM-2P solderless connector(board-to-board)2216(all series);2835(all series);FD(all series);5050(≤60lamp)for bare board 10mm width light strip(HR-S-SC-2PIN-10MM-A)
	CXB210-NOTA	10MM-2P solderless connector(wire to board)Compatible with 20&22AWG wire(20#(6A);22#(4A));2216(all series);2835(all series);FD(all series);5050(≤60 lamps)Applicable to bare board 10mm width lamp strip(HR-S-SC-2PIN-10MM-D)

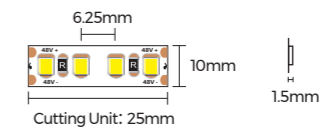
Photo-electric Parameters

CRI	CCT	LM/m	LM/W	Energy Efficiency Class
>90	2700 K	780	89	/
	3000 K	830	94	F
	4000 K	860	98	F
	5000 K	860	98	F
	6000 K	830	94	F

D8160-48V-10mm

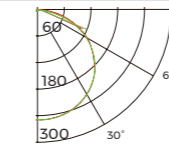


- Single-ended power supply for 15m, Consistent luminance
- Provide 2700-6000K 5 kinds of white light optional
- With life span over 60000H
- One stop linear light source solution



Basic Parameters

Size	30000×10×1.5mm
Cutting Unit	4LEDs/25mm
Input Voltage	48VDC
Input Current	0.25A/1m & 3.75A/30m
Typ.power	12W/1m & 180W/15m
Max.Power	13.8W
Bending Diameter	>60mm
Copper foil	2oz



Recommended Solution

Name	Picture	Model	Remark
Profile		LS1613	
Power Supply		LRS-XXX-48	Constant voltage 48V, Not waterproof, Non-dimming
Controller		CRI-GBA	12-48V monochromatic dimming controller
Remote Control		CK1-GBA	Monochromatic dimming controller, in conjunction with controller

Soldering-free Connector

Picture	Model	Remark
	CBB210-NOTA	10MM-2P solderless connector(board-to-board)2216(all series);2835(all series);FD(all series);5050(≤60lamp)for bare board 10mm width light strip(HR-S-SC-2PIN-10MM-A)
	CXB210-NOTA	10MM-2P solderless connector(wire to board)Compatible with 20&22AWG wire(20#(6A);22#(4A));2216(all series);2835(all series);FD(all series);5050(≤60 lamps)Applicable to bare board 10mm width lamp strip(HR-S-SC-2PIN-10MM-D)


Photo-electric Parameters

CRI	CCT	LM/m	LM/W	Energy Efficiency Class
>90	2700 K	780	89	G
	3000 K	830	94	F
	4000 K	860	98	F
	5000 K	860	98	F
	6000 K	830	94	F

H852-230V-12mm

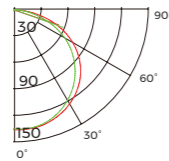


- Connect directly to mains power without the need for another power supply
- Protected by extrusion silicon, IP65
- Integrated with IC, consistent luminance
- CE/CB approved, 3 years warranty



Basic Parameters

Size	50000×14×5mm
Cutting Unit	26LEDs/500mm
Input Voltage	AC220V-240V 50Hz/60Hz
Input Current	AC230V 0.023A/1m & 1.13A/50m
Typ.power	AC230V 5.3W/1m & 261W/50m
Max.Power	AC230V 6W
Bending Diameter	>60mm
Copper foil	2oz



Recommended Solution

Name	Picture	Model	Remark
Profile		LS1911K	Match only with LED strip for heat dissipation
Soldering-free connector		CBX212-EFNA050	Suitable for high-voltage LED strip
PVC mounting groove		CVT12EA-16100100	Suitable for 12mm FPC width, ET/EF extrusion LED strip
Wire Accessory		AS-FC-0001	Suitable for monochrome LED strip

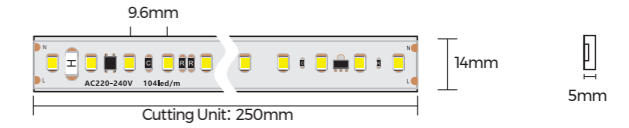
Photo-electric Parameters

CRI	CCT	LM/m	LM/W	Energy efficiency Class
>80	2200 K	410	78	/
	2850 K	450	85	/
	4000 K	530	100	/
	5700 K	550	104	/

H8104-230V-12mm

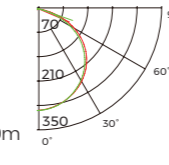


- Connect directly to mains power without the need for another power supply
- Protected by extrusion silicon, IP65
- Integrated with IC, consistent luminance
- CE/CB approved, 3 years warranty



Basic Parameters

Size	50000×14×5mm
Cutting Unit	26LEDs/250mm
Input Voltage	AC220V-240V 50Hz/60Hz
Input Current	AC230V 0.046A/1m & 2.23A/50m
Typ.power	AC230V 10.6W/1m & 512.9W/50m
Max.Power	AC230V 12W
Bending Diameter	>60mm
Copper foil	2oz



Recommended Solution

Name	Picture	Model	Remark
Profile		LS1911K	Match only with LED strip for heat dissipation
Soldering-free connector		CBX212-EFNA050	Suitable for high-voltage LED strip
PVC mounting groove		CVT12EA-16100100	Suitable for 12mm FPC width, ET/EF extrusion LED strip
Wire Accessory		AS-FC-0001	Suitable for monochrome LED strip

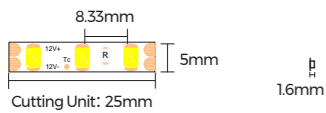
Photo-electric Parameters

CRI	CCT	LM/m	LM/W	Energy efficiency Class
>80	2200 K	820	78	/
	2850 K	990	94	/
	4000 K	1060	100	/
	5700 K	1100	104	/

D8120-12V-5mm | D8120-24V-5mm

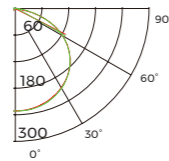


- Super slim with only 5mm wide board
- Self-encapsulated design offers 8 kinds of optional 1900-6000K white light

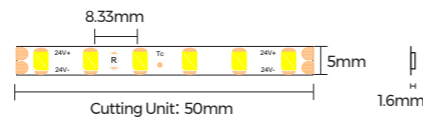


Basic Parameters

Size	5000×5×1.6mm
Cutting Unit	3LEDs/25mm
Input Voltage	12VDC
Input Current	0.7A/1m & 2.8A/5m
Typ.power	8.4W/m & 33.6W/5m
Max.Power	9.6W/m
Bending Diameter	>60mm
Copper foil	3oz

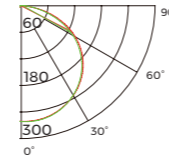


- High quality FPC, high thermal conductive 3M adhesive
- Life span exceeds 60000H



Basic Parameters

Size	5000×5×1.6mm
Cutting Unit	6LEDs/50mm
Input Voltage	24VDC
Input Current	0.35A/1m & 1.4A/5m
Typ.power	8.4W/m & 33.6W/5m
Max.Power	9.6W/m
Bending Diameter	>60mm
Copper foil	3oz



General Parameter

Photo-electric Parameters

CRI	CCT	LM/m	LM/W	Energy Efficiency Class
>90	1900 K	610	73	/
	2300 K	675	80	/
	2700 K	730	87	/
	3000 K	770	92	G
	3500 K	780	93	F
	4000 K	800	95	F
	5000 K	800	95	F
	6000 K	770	92	G
	G	755	90	/
	B	170	20	/

Recommended Solution

Name	Picture	Model	Remark
Profile		LS0709	
Controller		CRI-GBA	12-48V monochromatic dimming controller
Remote Control		CK1-GBA	Monochromatic dimming controller, in conjunction with controller
Power Supply		LRS-XXX-12	Constant voltage 12V. Not waterproof. Non-dimming

D6140-24V-4mm NEW



Basic Parameters

Size	5000×4×1.2mm
Cutting Unit	7LEDs/50mm
Input Voltage	24VDC
Input Current	0.275A/1m & 1.1A/5m
Typ.power	6.6W/m & 26.4W/5m
Max.Power	7.2W/m
Bending Diameter	>60mm
Copper foil	2oz

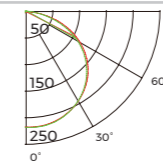
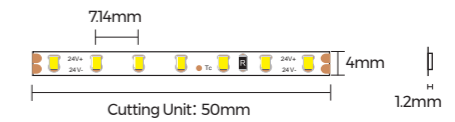


Photo-electric Parameters

CRI	CCT	LM/m	LM/W	Energy Efficiency Class
>90	2700 K	660	100	F
	3000 K	685	104	F
	4000 K	710	108	F
	6000 K	685	104	F

- Super slim with only 4mm wide board, 1.2mm thick, better to be in conjunction with profiles
- Self-encapsulated design offers 4 kinds of optional 2700-6000K white light
- Life span exceeds 36000H



Recommended Solution

Name	Picture	Model	Remark
Profile		LS0709	
Power Supply		LRS-XXX-24	Constant voltage 24V. Not waterproof. Non-dimming
Controller		CRI-GBA	12-48V monochromatic dimming controller
Remote Control		CK1-GBA	Monochromatic dimming controller, in conjunction with controller

D6140-24V-8mm

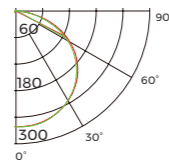


- 140 LEDs/m with 1.2mm thick, better to be in conjunction with profiles
- Self-encapsulated design offers 4 kinds of optional 2700-6000K white light, CRI 90
- Life span exceeds 36000H



Basic Parameters

Size	5000*8*1.2mm
Cutting Unit	7LEDs/50mm
Input Voltage	24VDC
Input Current	0.275A/1m & 1.1A/5m
Typ.power	6.6W/m & 26.4W/5m
Max.Power	7.2W/m
Bending Diameter	>60mm
Copper foil	2oz



Recommended Solution

Name	Picture	Model	Remark
Profile		LS1613	
Power Supply		LRS-XXX-24	Constant voltage 24V, Not waterproof, Non-dimming
Controller		CRI-GBA	12-48V monochromatic dimming controller
Remote Control		CK1-GBA	Monochromatic dimming controller, in conjunction with controller

Soldering-free Connector

Picture	Model	Remark
	CBB208-NOTA	8MM-2P solder-free connector (board-to-board)\2835(-120 lamp); 2216 (full department), FD (full series) \suitable for bare board 8mm width strip light \{HR-S-SC-2PIN-8MM-A\}
	CXB208-NOTA	8MM-2P solderless connector(wire to board)\Compatible with 20&22AWG wire\20#\6A\22#\4A\2835(-120 lamp);2216(all series);FD(all series)\Applicable to bare board 8mm width lamp strip\{HR-S-SC-2PIN-8MM-D\}

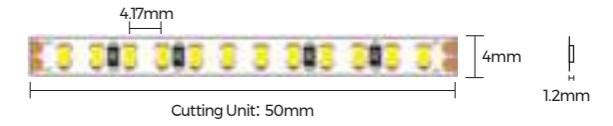
Photo-electric Parameters

CRI	CCT	LM/m	LM/W	Energy Efficiency Class
>90	2700 K	660	100	F
	3000 K	685	104	F
	4000 K	710	108	F
	6000 K	685	104	F

D6240-48V-4mm



- Ultra slim 4mm width
- Provide 2700-6000K 4 kinds of white light optional
- With life span over 60000H



Basic Parameters

Size	5000*4*1.2mm
Cutting Unit	12LEDs/50mm
Input Voltage	48VDC
Input Current	0.18A/1m & 0.9A/5m
Typ.power	8.6W/m & 43W/5m
Max.Power	9.6W/m
Bending Diameter	>60mm
Copper foil	3oz

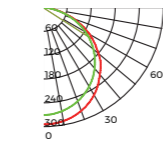


Photo-electric Parameters

CRI	CCT	LM/m	LM/W	Energy Efficiency Class
>90	2700 K	730	85	/
	3000 K	710	83	/
	4000 K	800	93	F
	6000 K	810	94	F

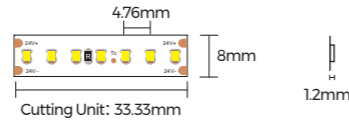
Recommended Solution

Name	Picture	Model	Remark
Profile		LS0709	
Power Supply		LRS-XXX-48	Constant voltage 48V, Not waterproof, Non-dimming
Controller		CRI-GBA	12-48V monochromatic dimming controller
Remote Control		CK1-GBA	Monochromatic dimming controller, in conjunction with controller

D6210-24V-8mm

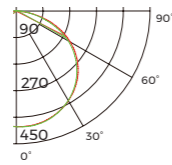


- 210LEDs/m high-density light beads and 1.2mm thick, better to be in conjunction with profiles
- Self-encapsulated design offers five kinds of optional 2700-6000K white light, CRI 90
- Life span exceeds 36000H



Basic Parameters

Size	5000×8×1.2mm
Cutting Unit	7LEDs/33.33mm
Input Voltage	24VDC
Input Current	0.454A/1m & 1.9A/5m
Typ.power	10.9W/m & 45.6W/5m
Max.Power	12W/m
Bending Diameter	>60mm
Copper foil	2oz



Recommended Solution

Name	Picture	Model	Remark
Profile		LS1613	
Power Supply		LRS-XXX-24	Constant voltage 24V, Not waterproof, Non-dimming
Controller		CRI-CBA	12-48V monochromatic dimming controller
Remote Control		CK1-CBA	Monochromatic dimming controller, in conjunction with controller

Soldering-free Connector

Picture	Model	Remark
	CBB208-NOTA	8MM-2P solder-free connector (board-to-board)\2835(-120 lamp); 2216 (full department); FD (full series)\suitable for bare board 8mm width strip light \{HR-S-SC-2PIN-8MM-A}
	CXB208-NOTA	8MM-2P solderless connector(wire to board)\Compatible with 20&22AWG wire\20#(6A);22#(4A)\2835(-120 lamp);2216(all series);FD(all series)\Applicable to bare board 8mm width lamp strip\{HR-S-SC-2PIN-8MM-D}

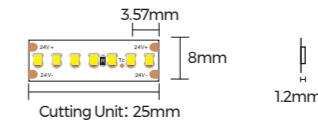
Photo-electric Parameters

CRI	CCT	LM/m	LM/W	Energy Efficiency Class
>90	2700 K	1070	98	F
	3000 K	1135	104	F
	4000 K	1180	108	F
	6000 K	1135	104	F

D6280-24V-8mm

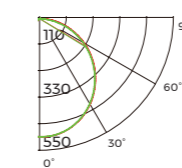


- 280 LEDs/m high-density light beads and 1.2mm thick, better to be in conjunction with profiles
- Self-encapsulated design offers five kinds of optional 2700-6000K white light, CRI 90
- Life span exceeds 36000H



Basic Parameters

Size	5000×8×1.2mm
Cutting Unit	7LEDs/25mm
Input Voltage	24VDC
Input Current	0.625A/1m & 2.6A/5m
Typ.power	15W/m & 62.4W/5m
Max.Power	16.5W/m
Bending Diameter	>60mm
Copper foil	3oz



Recommended Solution

Name	Picture	Model	Remark
Profile		LS1613	
Power Supply		LRS-XXX-24	Constant voltage 24V, Not waterproof, Non-dimming
Controller		CRI-CBA	12-48V monochromatic dimming controller
Remote Control		CK1-CBA	Monochromatic dimming controller, in conjunction with controller

Soldering-free Connector

Picture	Model	Remark
	CBB208-NOTA	8MM-2P solder-free connector (board-to-board)\2835(-120 lamp); 2216 (full department); FD (full series)\suitable for bare board 8mm width strip light \{HR-S-SC-2PIN-8MM-A}
	CXB208-NOTA	8MM-2P solderless connector(wire to board)\Compatible with 20&22AWG wire\20#(6A);22#(4A)\2835(-120 lamp);2216(all series);FD(all series)\Applicable to bare board 8mm width lamp strip\{HR-S-SC-2PIN-8MM-D}

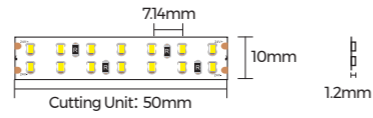
Photo-electric Parameters

CRI	CCT	LM/m	LM/W	Energy Efficiency Class
>90	2700 K	1500	100	/
	3000 K	1590	106	F
	4000 K	1650	110	F
	6000 K	1590	106	F

D6280-24V-10mm

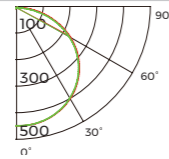


- Double rows of light beads and 1.2mm thick, better to be in conjunction with profiles
- Self-encapsulated design offers four kinds of optional 2700-6000K white lights, CRI90
- Life span exceeds 36000H



Basic Parameters

Size	5000x10x1.2mm
Cutting Unit	14LEDs/50mm
Input Voltage	24VDC
Input Current	0.625A/1m & 2.73A/5m
Typ.power	15W/1m & 65.5W/5m
Max.Power	16.5W/m
Bending Diameter	>60mm
Copper foil	2oz




Recommended Solution			
Name	Picture	Model	Remark
Profile		LS1613	
Power Supply		LRS-XXX-24	Constant voltage 24V, Not waterproof, Non-dimming
Controller		CRI-GBA	12-48V monochromatic dimming controller
Remote Control		CK1-GBA	Monochromatic dimming controller, in conjunction with controller

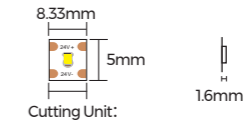
Photo-electric Parameters

CRI	CCT	LM/m	LM/W	Energy Efficiency Class
>90	2700 K	1380	92	G
	3000 K	1455	97	G
	4000 K	1515	101	G
	6000 K	1455	97	G

D8120N-24V- 5mm



- Super slim width with board width only 5mm
- High quality FPC, high thermal 3M adhesive
- Self-encapsulated design offers 5 optional 2300-6000K white lights
- With life span over 60000H



Basic Parameters

Size	5000x8x1.6mm
Cutting Unit	1LEDs/8.33mm
Input Voltage	24VDC
Input Current	0.35A/1m & 1.57A/5m
Typ.power	8.4W/m & 37.8W/5m
Max.Power	9.7W/m
Bending Diameter	>60mm
Copper foil	3oz

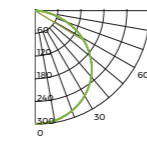


Photo-electric Parameters

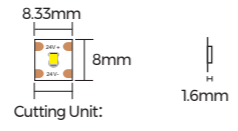
CRI	CCT	LM/m	LM/W	Energy Efficiency Class
>90	2300 K	775	86	G
	2700 K	760	84	G
	3000 K	810	88	G
	4000 K	850	95	F
	6000 K	870	97	F

Recommended Solution			
Name	Picture	Model	Remark
Profile		LS0709	
Controller		CRI-GBA	12-48V monochromatic dimming controller
Remote Control		CK1-GBA	Monochromatic dimming controller, in conjunction with controller
Power Supply		LRS-XXX-24	Constant voltage 24V, Not waterproof, Non-dimming

D8120N-24V- 8mm



- 24V single lamp cut for more flexible application
- Mini cut unit up to 8.33mm
- Parameter matches with traditional ones, better for stock management
- Self-encapsulated design offers 5 optional 2300-6000K white lights



Basic Parameters

Size	5000*8*1.6mm
Cutting Unit	1LEDs/8.33mm
Input Voltage	24VDC
Input Current	0.56A/1m & 2.33A/5m
Typ.power	13.5W/m & 60.7W/5m
Max.Power	15.5W/m
Bending Diameter	>60mm
Copper foil	3oz

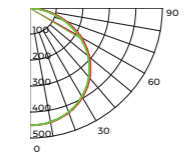



Photo-electric Parameters

CRI	CCT	LM/m	LM/W	Energy Efficiency Class
>90	2300 K	1160	84	G
	2700 K	1125	82	G
	3000 K	1190	87	G
	4000 K	1285	93	F
	6000 K	1315	96	F

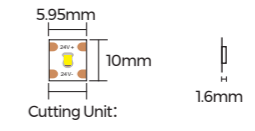
Recommended Solution

Name	Picture	Model	Remark
Profile		LS1613	
Controller		CR1-GBA	12-48V monochromatic dimming controller
Remote Control		CK1-GBA	Monochromatic dimming controller, in conjunction with controller
Power Supply		LRS-XXX-24	Constant voltage 24V, Not waterproof, Non-dimming

D8168N-24V-10mm



- 24V single lamp cut for more flexible application
- Mini cut unit up to 5.95mm
- Parameter matches with traditional ones, better for stock management
- Self-encapsulated design offers 5 optional 2300-6000K white lights



Basic Parameters

Size	5000*8*1.6mm
Cutting Unit	1LEDs/5.95mm
Input Voltage	24VDC
Input Current	0.68A/1m & 2.53A/5m
Typ.power	16.2W/m & 60.8W/5m
Max.Power	18.6W/m
Bending Diameter	>60mm
Copper foil	3oz

Photo-electric Parameters

CRI	CCT	LM/m	LM/W	Energy Efficiency Class
>90	2300 K	1340	86	G
	2700 K	1295	83	G
	3000 K	1380	87	G
	4000 K	1465	94	F
	6000 K	1510	97	F

Recommended Solution

Name	Picture	Model	Remark
Profile		LS1613	
Controller		CR1-GBA	12-48V monochromatic dimming controller
Remote Control		CK1-GBA	Monochromatic dimming controller, in conjunction with controller
Power Supply		LRS-XXX-24	Constant voltage 24V, Not waterproof, Non-dimming

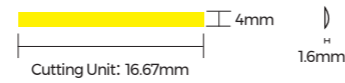
Soldering-free Connector

Picture	Model	Remark
	CBB210-NOTA	10MM-2P solderless connector(board-to-board)2216(all series);2835(all series);FD(all series);5050(≤60lamp)for bare board 10mm width light strip (HR-S-SC-2PIN-10MM-A)
	CXB210-NOTA	10MM-2P solderless connector(wire to board)Compatible with 20&22AWG wire 20#(6A);22#(4A) 2216(all series);2835(all series);FD(all series);5050(≤60 lamps) Applicable to bare board 10mm width lamp strip (HR-S-SC-2PIN-10MM-D)

DF7-24V-4mm

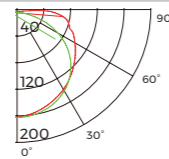


- Linear LED strip and dot-free with large light-emitting angle
- CRI>90, 85LM/W
- Suitable for furniture lighting and decorative lighting application
- 2700K\3000K\4000K\6500K\R\C\B optional



Basic Parameters

Size	2500×4×1.6mm
Cutting Unit	16.67mm
Input Voltage	24VDC
Input Current	0.375A/1m & 0.79A/2.5m
Typ.power	9W/1m & 19W/2.5m
Max.Power	10W
Bending Diameter	>60mm
Copper foil	2oz



Recommended Solution

Name	Picture	Model	Remark
Profile		LS0709	
Power Supply		LRS-XXX-24	Constant voltage 24V, Not waterproof, Non-dimming
Controller		CR1-GBA	12-48V monochromatic dimming controller
Remote Control		CK1-GBA	Monochromatic dimming controller, in conjunction with controller
board-to-board connector		94-03-00-0071	suitable for 4mm FPC/2PIN cable/board-to-board/solder-free (quick) connector

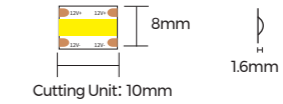
Photo-electric Parameters

CRI	CCT	LM/m	LM/W	Energy efficiency Class
>90	2700 K	610	68	G
	3000 K	680	76	G
	4000 K	760	85	G
	6500 K	810	90	G
	R	/	/	
	G	/	/	
	B	/	/	

DF8-12V-8mm



- Linear LED strip and dot-free with big large light-emitting angle
- CRI>90, 100LM/W
- Suitable for furniture lighting and decorative lighting application
- 2700K\3000K\4000K\6500K\R\C\B optional



Basic Parameters

Size	2500×8×1.6mm
Cutting Unit	10mm
Input Voltage	12VDC
Input Current	0.67A/1m & 1.5A/2.5m
Typ.power	8W/1m & 18W/2.5m
Max.Power	9W
Bending Diameter	>60mm
Copper foil	2oz

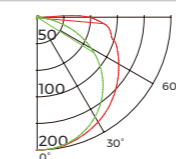


Photo-electric Parameters

CRI	CCT	LM/m	LM/W	Energy efficiency Class
>90	2700 K	650	82	G
	3000 K	720	90	G
	4000 K	780	98	F
	6500 K	800	100	F
	R	/	/	
	G	/	/	
	B	/	/	

Recommended Solution

Name	Picture	Model	Remark
Profile		LS1613	
Connector		CBB208-NOTA	8mm FPC width, 2PIN, board-to-board, soldering-free connector
Connector		CXB208-NOTA	8mm FPC width, 2PIN, board-to-board, soldering-free connector equipped with profiles
Controller		CR1-GBA	12-48V monochromatic dimming controller
Remote Control		CK1-GBA	Monochromatic dimming controller, in conjunction with controller
Power Supply		LRS-XXX-12	Constant voltage 12V, Not waterproof, Non-dimming


Soldering-free Connector

Picture	Model	Remark
	CBB208-NOTA	8MM-2P solder-free connector (board-to-board)\2835(<120 lamp); 2216 (full department); FD (full series)\suitable for bare board 8mm width strip light \{HR-S-SC-2PIN-8MM-A}
	CXB208-NOTA	8MM-2P solderless connector(wire to board)\Compatible with 20&22AWG wire\20#(6A)\22#(4A)\2835(<120 lamp); 2216(all series)\FD(all series)\Applicable to bare board 8mm width lamp strip\{HR-S-SC-2PIN-8MM-D}

DF8-24V-8mm

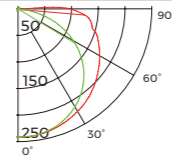


- Linear LED strip and dot-free with large light-emitting angle
- CRI>90, 80LM/W, 800LM/M
- Easy installation and maintenance
- 2700K\3000K\4000K\6500K\R\C\B optional



Basic Parameters

Size	5000×8×1.6mm
Cutting Unit	55.5mm
Input Voltage	24VDC
Input Current	0.42A/1m & 1.8A/5m
Typ.power	10W/1m & 43.2W/5m
Max.Power	11.2W
Bending Diameter	>60mm
Copper foil	2oz



Recommended Solution

Name	Picture	Model	Remark
Profile		LS1613	
Controller		CR1-GBA	12-48V monochromatic dimming controller
Remote Control		CK1-GBA	Monochromatic dimming controller, in conjunction with controller
Power Supply		LRS-XXX-24	Constant voltage 24V, Not waterproof, Non-dimming


Soldering-free Connector

Picture	Model	Remark
	CBB208-NOTA	8MM-2P solder-free connector (board-to-board);2835(-120 lamp);2216 (full department); FD (full series) \suitable for bare board 8mm width strip light \{HR-S-SC-2PIN-8MM-A)
	CXB208-NOTA	8MM-2P solderless connector(wire to board)\Compatible with 20&22AWG wire\20#(6A)\22#(4A)\2835(-120 lamp);2216(all series);FD(all series)\Applicable to bare board 8mm width lamp strip\{HR-S-SC-2PIN-8MM-D)

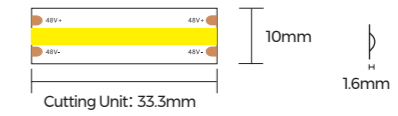
Photo-electric Parameters

CRI	CCT	LM/m	LM/W	Energy efficiency Class
>90	2700 K	790	79	/
	3000 K	830	83	G
	4000 K	850	85	G
	6500 K	870	87	G
	R	/	/	
	G	/	/	
	B	/	/	

DF8-48V-10mm



- Linear LED strip and dot-free with large light-emitting angle, single-ended power supply for 15 meters
- CRI>90, 86LM/W@4000K
- Suitable for furniture lighting and decorative lighting application
- 2700K\3000K\4000K\6500K\R\C\B optional



Basic Parameters

Size	15000×10×1.6mm
Cutting Unit	33.3mm
Input Voltage	48VDC
Input Current	0.21A/1m & 2.63A/5m
Typ.power	10W/1m & 126W/5m
Max.Power	11.2W
Bending Diameter	>60mm
Copper foil	3oz

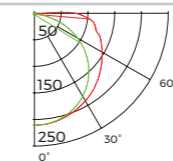


Photo-electric Parameters

CRI	CCT	LM/m	LM/W	Energy efficiency Class
>90	2700 K	790	79	/
	3000 K	830	83	G
	4000 K	860	86	G
	6500 K	860	86	G
	R	/	/	
	G	/	/	
	B	/	/	


Recommended Solution

Name	Picture	Model	Remark
Profile		LS1613	
Controller		CR1-GBA	12-48V monochromatic dimming controller
Remote Control		CK1-GBA	Monochromatic dimming controller, in conjunction with controller
Power Supply		LRS-XXX-48	Constant voltage 48V, Not waterproof, Non-dimming

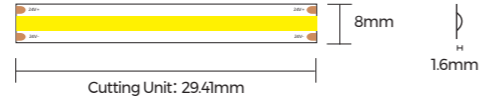
Soldering-free Connector

Picture	Model	Remark
	CBB210-NOTA	10MM-2P solderless connector(board-to-board)\2216(all series);2835(all series);FD(all series);5050(\<60lamp) for bare board 10mm width light strip\{HR-S-SC-2PIN-10MM-A)
	CXB210-NOTA	10MM-2P solderless connector(wire to board)\Compatible with 20&22AWG wire\20#(6A)\22#(4A)\2216(all series);2835(all series);FD(all series);5050(\<60 lamps)\Applicable to bare board 10mm width lamp strip\{HR-S-SC-2PIN-10MM-D)

DF10-24V-8mm

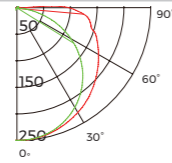


- Linear LED strip and dot-free with big emitting angle
- CRI>90, 100LM/W, 1000LM/M
- Easy installation and maintaining
- 7 optional 2700K\3000K\4000K\6500K\R\C\B



Basic Parameters

Size	5000×8×1.6mm
Cutting Unit	29.41mm
Input Voltage	24VDC
Input Current	0.42A/1m & 1.8A/5m
Typ.power	10W/1m & 43.2W/5m
Max.Power	11.2W
Bending Diameter	>60mm
Copper foil	2oz



Recommended Solution			
Name	Picture	Model	Remark
Profile		LS1613	
Controller		CRI-GBA	12-48V monochromatic dimming controller
Remote Control		CK1-GBA	Monochromatic dimming controller, in conjunction with controller
Power Supply		LRS-XXX-24	Constant voltage 24V, Not waterproof, Non-dimming

Soldering-free Connector		
Picture	Model	Remark
	CBB208-NOTA	8MM-2P solder-free connector (board-to-board)\2835(-120 lamp); 2216 (full department); FD (full series) \suitable for bare board 8mm width strip light \ (HR-S-SC-2PIN-8MM-A)
	CXB208-NOTA	8MM-2P solderless connector(wire to board)\Compatible with 20&22AWG wire\20#(6A)\22#(4A)\2835(-120 lamp); 2216(all series); FD(all series)\Applicable to bare board 8mm width lamp strip\ (HR-S-SC-2PIN-8MM-D)

Photo-electric Parameters

CRI	CCT	LM/m	LM/W	Energy efficiency Class
>90	2700K	820	82	G
	3000K	900	90	G
	4000K	980	98	F
	6500K	1000	100	F
	R	/	/	/
	G	/	/	/
	B	/	/	/

DF15-24V-8mm



- Linear LED strip and dot-free with large light-emitting angle
- CRI>90, 100LM/W, 1500LM/M
- Easy installation and maintaining
- 2700K\3000K\4000K\6500K\R\C\B optional



Basic Parameters

Size	5000×8×1.6mm
Cutting Unit	29.41mm
Input Voltage	24VDC
Input Current	0.63A/1m & 2.07A/5m
Typ.power	15W/1m & 49.7W/5m
Max.Power	16.8W
Bending Diameter	>60mm
Copper foil	2oz

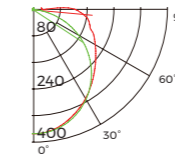



Photo-electric Parameters

CRI	CCT	LM/m	LM/W	Energy efficiency Class
>90	2700K	1230	82	G
	3000K	1350	90	G
	4000K	1470	98	F
	6500K	1500	100	F
	R	/	/	/
	G	/	/	/
	B	/	/	/

Recommended Solution			
Name	Picture	Model	Remark
Profile		LS1613	
Power Supply		LRS-XXX-24	Constant voltage 24V, Not waterproof, Non-dimming
Controller		CRI-GBA	12-48V monochromatic dimming controller
Remote Control		CK1-GBA	Monochromatic dimming controller, in conjunction with controller

Soldering-free Connector		
Picture	Model	Remark
	CBB208-NOTA	8MM-2P solder-free connector (board-to-board)\2835(-120 lamp); 2216 (full department); FD (full series) \suitable for bare board 8mm width strip light \ (HR-S-SC-2PIN-8MM-A)
	CXB208-NOTA	8MM-2P solderless connector(wire to board)\Compatible with 20&22AWG wire\20#(6A)\22#(4A)\2835(-120 lamp); 2216(all series); FD(all series)\Applicable to bare board 8mm width lamp strip\ (HR-S-SC-2PIN-8MM-D)



TONING Series

CCT

1. Dim-to-warm, 3-step CCT by switch
2. SMD, COF and CSP CCT strips optional

RGB

1. SMD, CSP RGB strips optional
2. Different density optional
3. Min. 5mm ultra-slim


RGB+W

1. SMD and CSP RGB+W strips optional
2. Different density optional
3. Decorative or mood lighting

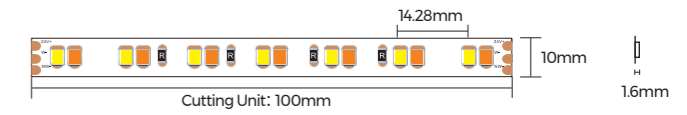
DIGITAL

1. SPI and DMX, Single point control
2. Highly compatible
3. Break-point continuous transmit

D8140SWW-24V-10mm



- Three-wire adjustable toning strip makes it widely match all kinds of controllers
- Life span exceeds 60000H
- CRI90+/80 optional



Basic Parameters

Size	5000x10x1.6mm
Cutting Unit	14LEDs/100mm
Input Voltage	24VDC
Input Current	0.713A/1m & 3.2A/5m
Typ.power	17.1W/1m & 76.8W/5m
Max.Power	19.2W/m
Bending Diameter	>60mm
Copper foil	3oz

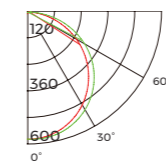


Photo-electric Parameters

CRI	CCT	LM/m	LM/W	Energy efficiency Class
>90	2700-6000K	1710	100	F
	2700K	830	95	F
	6000K	880	104	F

Recommended Solution

Name	Picture	Model	Remark
Profile		LS1613	
Power Supply		LRS-XXX-24	Constant voltage 24V, Not waterproof, Non-dimming
Controller		CR2-GBA	12-48V White Light Symphony Dimming Controller
Remote Control		CK2-GBA	White light magic color dimming remote control, used with the controller

Soldering-free Connector

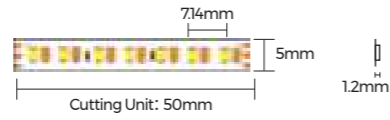
Picture	Model	Remark
	CBB310-NOTA	10MM-3P solderless connector (board-to-board)/2835(≤168lamp)/for bare board 10mm width light strip (HR-S-SMD-3PIN-10MM-A)
	CXB310-NOTA	10MM-3P solderless connector (wire to board), compatible with 22AWG wire \22#(4A)/2835(≤168 lamps) for bare board 10mm width light strip (HR-S-SMD-3PIN-10MM-D)

Application

D6280SWW-24V-5mm

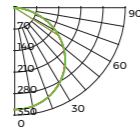


- Super slim width with board width only 5mm, High quality FPC, high thermal 3M adhesive
- 2300+4000K/2700+6000K options are available
- With life span over 60000H



Basic Parameters

Size	5000×5×1.2mm
Cutting Unit	14LEDs/50mm
Input Voltage	24VDC
Input Current	0.35A/1m & 1.4A/5m
Typ.power	8.4W/m & 33.6W/5m
Max.Power	9.3W/m
Bending Diameter	>60mm
Copper foil	3oz



Recommended Solution

Name	Picture	Model	Remark
Profile		LS0709	
Power Supply		LRS-XXX-24	Constant voltage 24V, Not waterproof, Non-dimming
Controller		CR2-GBA	12-48V White Light Symphony Dimming Controller
Remote Control		CK2-GBA	White light magic color dimming remote control, used with the controller

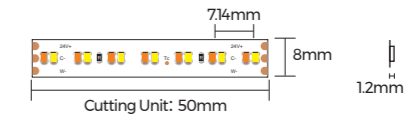
Photo-electric Parameters

CRI	CCT	LM/m	LM/W	Energy efficiency Class
>90	2300K + 4000K	935	95	F
	2300K	445	84	G
	4000K	540	105	F
	2700K + 6000K	975	99	F
	2700K	490	96	F
	6000K	530	105	F

D6280SWW-24V-8mm

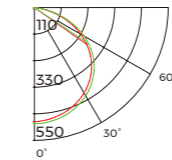


- Toning and CCT adjustable, High-density light beads, Widely adaptive to all kinds of controllers.
- 1.2mm thick, better to be in conjunction with profiles
- Self-encapsulated design, offers 2700+6000K white lights, CRI 90, Life span exceeds 36000H



Basic Parameters

Size	5000×8×1.2mm
Cutting Unit	14LEDs/50mm
Input Voltage	24VDC
Input Current	0.625A/1m & 2.6A/5m
Typ.power	15W/m & 62.4W/5m
Max.Power	16.5W/m
Bending Diameter	>60mm
Copper foil	2oz



Recommended Solution

Name	Picture	Model	Remark
Profile		LS1613	
Power Supply		LRS-XXX-24	Constant voltage 24V, Not waterproof, Non-dimming
Controller		CR2-GBA	12-48V White Light Symphony Dimming Controller
Remote Control		CK2-GBA	White light magic color dimming remote control, used with the controller

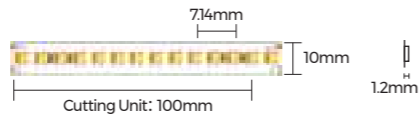
Photo-electric Parameters

CRI	CCT	LM/m	LM/W	Energy efficiency Class
>90	2700K + 6000K	1575	105	F
	2700K	750	100	F
	6000K	825	110	F

D6280SWW-48V-10mm

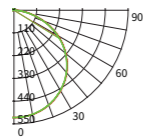


- Toning and CCT adjustable, High-density light beads, Widely adaptive to all kinds of controllers.
- 1.2mm thick, better to be in conjunction with profiles
- Self-encapsulated design, CRI 90, Life span exceeds 36000H



Basic Parameters

Size	10000x10x1.2mm
Cutting Unit	28LEDs/100mm
Input Voltage	48VDC
Input Current	0.31A/1m & 3.13A/5m
Typ.power	15W/m & 150W/5m
Max.Power	16.5W/m
Bending Diameter	>60mm
Copper foil	3oz



Recommended Solution			
Name	Picture	Model	Remark
Profile		LS1613	
Power Supply		LRS-XXX-48	Constant voltage 48V, Not waterproof, Non-dimming
Controller		CR2-GBA	12-48V White Light Symphony Dimming Controller
Remote Control		CK2-GBA	White light magic color dimming remote control, used with the controller

Photo-electric Parameters

CRI	CCT	LM/m	LM/W	Energy efficiency Class
>90	2700K + 6000K	740	100	/
	2700K	860	116	/
	6000K	1600	107	F

DS6224LWWW-24V-10mm



- Dim-to-warm, toning and CCT adjustable LED strip
- 224 LEDs/m, high-density light beads
- 2300K-3000K design, simulated bulb dimming
- Widely adaptive to PWM controllers



Basic Parameters

Size	5000x10x1.5mm
Cutting Unit	14LEDs/62.5mm
Input Voltage	24VDC
Input Current	0.35A/1m & 1.52A/5m
Typ.power	8.6W/1m & 36.6W/5m
Max.Power	9.8W
Bending Diameter	>60mm
Copper foil	2oz

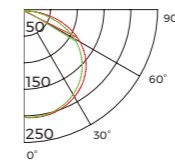


Photo-electric Parameters

CRI	CCT	LM/m	LM/W	Energy efficiency Class
>90	2300K	17	13	/
	2300-3000K	318	62	/
	3000K	620	76	G

Recommended Solution			
Name	Picture	Model	Remark
Profile		LS1607	 Match only with LED strip for heat dissipation
Power Supply		BN-V24-XXXP	Constant voltage 24V, Not waterproof, Non-dimming
Controller		CR2-GBA	12-48V monochromatic dimming controller
Remote Control		CP2-GBA	CCT dimming panel remote control, in conjunction with controller.

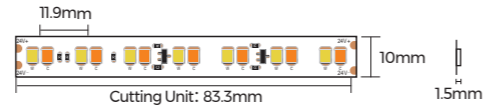
Soldering-free Connector

Picture	Model	Remark
	CBB310-NOTA	10MM-3P solderless connector(board-to-board)(2835(≤168lamp))for bare board 10mm width light strip(HR-S-SMD-3PIN-10MM-A)
	CXB310-NOTA	10MM-3P solderless connector (wire to board), compatible with 22AWG wire (22#(4A))2835(≤168 lamps) for bare board 10mm width light strip (HR-S-SMD-3PIN-10MM-D)

DS8168GWW-24V-10mm

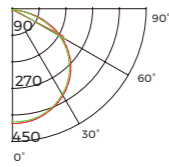


- Dim-to-warm, toning and CCT adjustable LED strip
- 168LEDs/m, high-density light beads
- 1900K-3000K design, simulated bulb dimming
- Widely adaptive to PWM controllers



Basic Parameters

Size	5000×10×1.5mm
Cutting Unit	14LEDs/83.3mm
Input Voltage	24VDC
Input Current	0.56A/1m & 2.25A/5m
Typ.power	13.5W/1m & 54W/5m
Max.Power	14.4W
Bending Diameter	>60mm
Copper foil	2oz



Recommended Solution

Name	Picture	Model	Remark
Profile		LS1607	Match only with LED strip for heat dissipation
Power Supply		BN-V24-XXXP	Constant voltage 24V, Not waterproof, Non-dimming
Controller		CR2-GBA	12-48V monochromatic dimming controller
Remote Control		CP2-GBA	CCT dimming panel remote control, in conjunction with controller.

Soldering-free Connector

Picture	Model	Remark
	CBB310-NOTA	10MM-3P solderless connector(board-to-board),2835(≤168lamp)for bare board 10mm width light strip(HR-S-SMD-3PIN-10MM-A)
	CXB310-NOTA	10MM-3P solderless connector (wire to board), compatible with 22AWG wire \22#(4A),2835(≤168 lamps) for bare board 10mm width light strip \HR-S-SMD-3PIN-10MM-D)

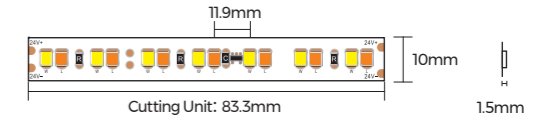
Photo-electric Parameters

CRI	CCT	LM/m	LM/W	Energy efficiency Class
>90	1900 K	/	/	/
	/	/	/	/
	3000 K	1150	85	/

DT8168SWW-24V-10mm

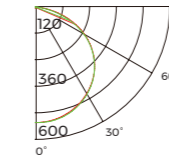


- CCT adjustable via on/off switch
- 2700K-6000k-4000k optional
- More CCT optional & CRI90/80 optional
- Widely adaptive to regular switch & power supply



Basic Parameters

Size	5000×10×1.5mm
Cutting Unit	14LEDs/83.3mm
Input Voltage	24VDC
Input Current	0.79A/1m & 2.88A/5m
Typ.power	19W/1m & 69.2W/5m
Max.Power	21.3W
Bending Diameter	>60mm
Copper foil	2oz



Recommended Solution

Name	Picture	Model	Remark
Profile		LS1607	Match only with LED strip for heat dissipation
Power Supply		BN-V24-XXXP	Constant voltage 24V, Not waterproof, Non-dimming

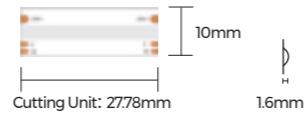
Photo-electric Parameters

CRI	CCT	LM/m	LM/W	Energy efficiency Class
>90	2700 K	920	97	F
	3600 K	1900	100	F
	6000 K	990	104	F

DF7SWW-24V-10mm

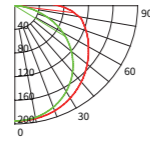


- Linear two-color light bar without light spot, large light-emitting angle
- High quality FPC, high thermal conductivity 3M glue
- Easy to install and maintain



Basic Parameters

Size	5000×10×1.6mm
Cutting Unit	2778mm
Input Voltage	24VDC
Input Current	0.37A/1m & 1.6A/5m
Typ.power	8.8W/1m & 38.5W/5m
Max.Power	9.6W
Bending Diameter	>60mm
Copper foil	2oz




Recommended Solution

Name	Picture	Model	Remark
Profile		LS1607	
Power Supply		LRS-XXX-24	Constant voltage 24V, Not waterproof, Non-dimming
Controller		CR2-BA	12-48V White Light Symphony Dimming Controller
Remote Control		CK2-GBA	White light magic color dimming remote control, used with the controller

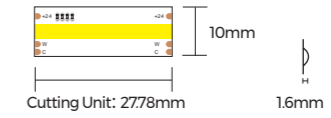
Photo-electric Parameters

CRI	CCT	LM/m	LM/W	Energy efficiency Class
>90	2700 K	350	81	G
	6000 K	380	88	G
	2700 K + 6000 K	720	84	G

DFI4SWW-24V-10mm



- Linear LED strip and dot-free with large light-emitting angle
- CRI>90, 90LM/W, 1400LM/M
- Easy installation and maintaining



Basic Parameters

Size	5000×10×1.6mm
Cutting Unit	2778mm
Input Voltage	24VDC
Input Current	0.63A/1m & 2.33A/5m
Typ.power	15W/1m & 56W/5m
Max.Power	16.8W
Bending Diameter	>60mm
Copper foil	2oz

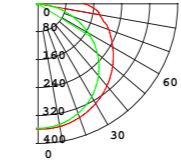


Photo-electric Parameters

CRI	CCT	LM/m	LM/W	Energy efficiency Class
>90	2700 K	630	85	F
	4000 K	1400	105	F
	6500 K	780	95	F

Recommended Solution

Name	Picture	Model	Remark
Profile		LS1607	
Power Supply		LRS-XXX-24	Constant voltage 24V, Not waterproof, Non-dimming
Controller		CR2-BA	12-48V White Light Symphony Dimming Controller
Remote Control		CK2-GBA	White light magic color dimming remote control, used with the controller

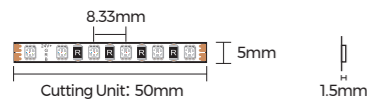
Soldering-free Connector

Picture	Model	Remark
	CBB310-NOTA	10MM-3P solderless connector(board-to-board)(2835(≤168lamp))for bare board 10mm width light strip\HR-S-SMD-3PIN-10MM-A)
	CXB310-NOTA	10MM-3P solderless connector (wire to board)\compatible with 22AWG wire \22#(4A)\2835(≤168 lamps)\for bare board 10mm width light strip \HR-S-SMD-3PIN-10MM-D)

DA120RGB-24V-5mm | DA120RGB-24V-8mm

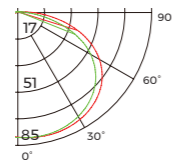


- 5mm FPC width, super-slim, better to match with profile
- RGB full-color, extensively matched with all kinds of controllers

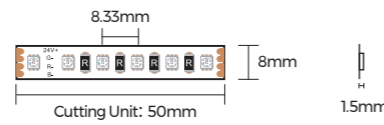


Basic Parameters

Size	5000×5×1.5mm
Cutting Unit	6LEDs/50mm
Input Voltage	24VDC
Input Current	0.312A/1m & 1.35A/5m
Typ.power	7.5W/1m & 32.4W/5m
Max.Power	9W
Bending Diameter	>60mm
Copper foil	2oz



- Adopt smaller & thinner LEDs, uniform & comfortable light



Basic Parameters

Size	5000×8×1.5mm
Cutting Unit	6LEDs/50mm
Input Voltage	24VDC
Input Current	0.42A/1m & 1.9A/5m
Typ.power	10W/1m & 45.6W/5m
Max.Power	11W
Bending Diameter	>60mm
Copper foil	2oz

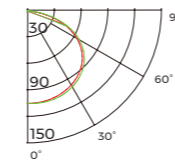


Photo-electric Parameters

Color	CCT/Wavelength	LM/m	LM/W
RGB	/	430	43
R	625nm	81	21
G	525nm	287	88
B	470nm	65	21

General Parameter

Recommended Solution

Name	Picture	Model	Remark
Profile		LS1613	
Power Supply		LRS-XXX-24	Constant voltage 24V, Not waterproof, Non-dimming

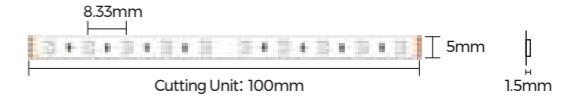
Recommended Solution

Name	Picture	Model	Remark
Controller		CR3-GBA	12-48V RGB Dimming Controller
Remote Control		CK4-GBA	RGB dimming remote control, used with the controller

DA120RGB-48V-5mm



- RGB colorful strip
- Widely adaptable to all types of controllers
- High quality FPC, brand 3M tape
- One stop linear light source solution



Basic Parameters

Size	10000×5×1.5mm
Cutting Unit	12LEDs/100mm
Input Voltage	48VDC
Input Current	0.19A/1m & 0.75A/5m
Typ.power	9W/1m & 36W/5m
Max.Power	10.4W
Bending Diameter	>60mm
Copper foil	3oz

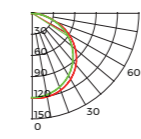


Photo-electric Parameters

Color	CCT/Wavelength	LM/m	LM/W
R	625nm	440	49
G	525nm	440	49
B	470nm	440	49

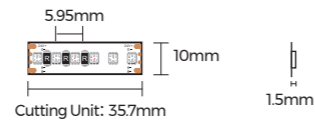
Recommended Solution

Name	Picture	Model	Remark
Profile		LS0709	
Power Supply		LRS-XXX-48	Constant voltage 48V, Not waterproof, Non-dimming
Controller		CR3-GBA	12-48V RGB Dimming Controller
Remote Control		CK4-GBA	RGB dimming remote control, used with the controller

DA168RGB-24V-10mm

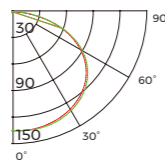


- Adopt smaller & thinner LEDs
- High-density LED strip, match with profile, dot-free uniform light
- RGB full-color, extensively matched with all kinds of controllers



Basic Parameters

Size	5000x10x1.5mm
Cutting Unit	6LEDs/35.7mm
Input Voltage	24VDC
Input Current	0.654A/1m & 3A/5m
Typ.power	15.7W/1m & 72W/5m
Max.Power	17.3W
Bending Diameter	>60mm
Copper foil	2oz



Recommended Solution			
Name	Picture	Model	Remark
Profile		LS1613	
Connector		CBB410-NOTA	10mm wide, 4PIN board-to-board connector, suitable for RGB strip, NO/NA
Connector		CXB410-NOTA	10mm wide, 4PIN Wire-to-board connector, suitable for RGB strip, NO/NA, 4PIN wire 18-22AWG
Power Supply		LRS-XXX-24	Constant voltage 24V, Not waterproof, Non-dimming
Controller		CR3-GBA	12-48V RGB Dimming Controller
Remote Control		CK4-GBA	RGB dimming remote control, used with the controller

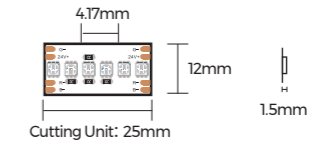
Photo-electric Parameters

Color	CCT/Wavelength	LM/m	LM/W
RGB	/	534	34
R	625nm	111	21
G	525nm	376	66
B	470nm	91	17

DA240RGB-24V-12mm



- Adopt smaller & thinner LEDs
- High-density LED strip, match with profile, dot-free uniform light
- RGB full-color, extensively matched with all kinds of controllers



Basic Parameters

Size	5000x12x1.5mm
Cutting Unit	6LEDs/25mm
Input Voltage	24VDC
Input Current	0.683A/1m & 3.1A/5m
Typ.power	16.4W/1m & 74.4W/5m
Max.Power	18W
Bending Diameter	>60mm
Copper foil	2oz

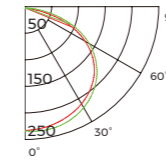


Photo-electric Parameters

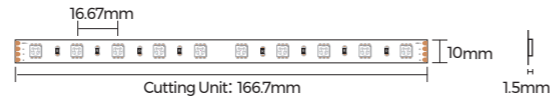
Color	CCT/Wavelength	LM/m	LM/W
RGB	/	787	48
R	625nm	155	24
G	525nm	682	92
B	470nm	134	20

Recommended Solution			
Name	Picture	Model	Remark
Profile		LS2013	
Power Supply		LRS-XXX-24	Constant voltage 24V, Not waterproof, Non-dimming
Controller		CR3-GBA	12-48V RGB Dimming Controller
Remote Control		CK4-GBA	RGB dimming remote control, used with the controller

D560RGB-48V-10mm

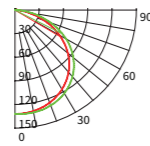


- Single-ended power supply for 15m, Consistent luminance.
- Large space for entertainment use.
- One stop linear light source solution.



Basic Parameters

Size	15000×10×1.5mm
Cutting Unit	6LEDs/35.7mm
Input Voltage	48VDC
Input Current	0.26A/1m & 3.91A/5m
Typ.power	12.5W/1m & 187.5W/5m
Max.Power	17.3W
Bending Diameter	>60mm
Copper foil	3oz




Recommended Solution

Name	Picture	Model	Remark
Profile		LS1613	
Connector		CBB410-NOTA	10mm wide, 4PIN board-to-board connector, suitable for RGB strip, NO/NA
Connector		CXB410-NOTA	10mm wide, 4PIN Wire-to-board connector, suitable for RGB strip, NO/NA, 4PIN wire 18-22AWG
Power Supply		LRS-XXX-48	Constant voltage 48V, Not waterproof, Non-dimming
Controller		CR3-GBA	12-48V RGB Dimming Controller
Remote Control		CK4-GBA	RGB dimming remote control, used with the controller

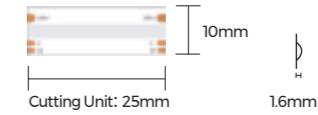
Soldering-free Connector

Picture	Model	Remark
	CBB410-NOTA	10MM-4P solderless connector(board-to-board)\5050(≤60lamp)for bare board 10mm width light strip\HR-S-SMD-4PIN-10MM-A
	CXB410-NOTA	10MM-4P solderless connector (wire to board)\ compatible with 22AWG wire \22#(4A)\5050(≤60 lamp)\ for bare board 10mm width lamp strip \HR-S-SMD-4PIN-10MM-D

DF4NRGB-24V-10mm



- Dot-free linear RGB LED strip, large beam angle
- 1 bin, SDCM<3, good color consistency
- CSP LEDs, good color purity



Basic Parameters

Size	5000×10×1.6mm
Cutting Unit	25mm
Input Voltage	24VDC
Input Current	0.6A/1m & 2.63A/5m
Typ.power	14.4W/1m & 63W/5m
Max.Power	16.8W
Bending Diameter	>60mm
Copper foil	2oz

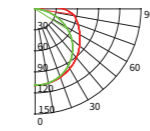


Photo-electric Parameters

CRI	CCT	LM/m	LM/W	Energy efficiency Class
>90	R	95	20	/
	G	250	56	/
	B	85	18	/
	RGB	460	32	/


Recommended Solution

Name	Picture	Model	Remark
Profile		LS1607	
Power Supply		LRS-XXX-24	Constant voltage 24V, Not waterproof, Non-dimming
Controller		CR3-GBA	12-48V RGB Symphony Dimming Controller
Remote Control		CK4-GBA	RGB dimming remote control, used with the controller

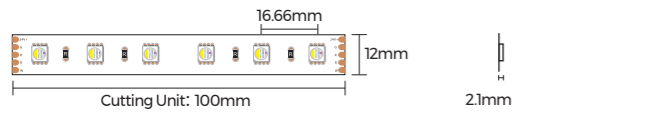
Soldering-free Connector

Picture	Model	Remark
	CBB410-NOTA	10MM-4P solderless connector(board-to-board)\5050(≤60lamp)for bare board 10mm width light strip\HR-S-SMD-4PIN-10MM-A
	CXB410-NOTA	10MM-4P solderless connector (wire to board)\ compatible with 22AWG wire \22#(4A)\5050(≤60 lamp)\ for bare board 10mm width lamp strip \HR-S-SMD-4PIN-10MM-D

D560RGBW-24V-12mm | D560RGBW-48V-12mm



- 15m driven by one end, consistent brightness
- One-stop solution



Basic Parameters

Size	5000x12x2.1mm
Cutting Unit	6LEDs/100mm
Input Voltage	24VDC
Input Current	0.7A/1m & 2.91A/5m
Typ.power	16.8W/1m & 69.84W/5m
Max.Power	19.2W/m
Bending Diameter	>60mm
Copper foil	2oz

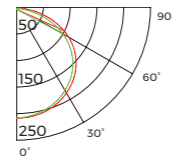


Photo-electric Parameters

Color	CCT/wavelength	LM/m	Energy Efficiency Class
RGB	/	703	/
R	625nm	87	/
G	525nm	207	/
B	470nm	67	/
W	6000K	344	G

General Parameter

Recommended Solution

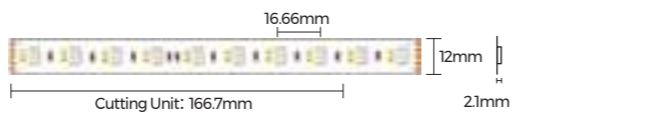
Name	Picture	Model	Remark
Profile		LS2013	Match only with LED strip for heat dissipation
Connector		CBB512-NOTA	12mm width, 5PIN wire-to-board connector, suitable for RGBW strip, NO/NA, 5PIN wire 18-22AWG
Connector		CXB512-NOTA	12mm width, 5PIN board-to-board connector, suitable for RGBW strip, NO/NA

Soldering-free Connector

Picture	Model	Remark
	CBB512-NOTA	12MM-5P solderless connector(board-to-board)(5050(≤60lamp))for bare board 12mm width light strip(HR-S-SMD-5PIN-12MM-A)



- Suitable for use in large venue as entertaining lighting



Basic Parameters

Size	15000x12x2.1mm
Cutting Unit	20LEDs/166.7mm
Input Voltage	48VDC
Input Current	0.35A/1m & 5.251A/5m
Typ.power	16.8W/1m & 252W/5m
Max.Power	19.2W/m
Bending Diameter	>60mm
Copper foil	3oz

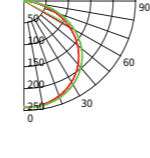


Photo-electric Parameters

Color	CCT/wavelength	LM/m	Energy Efficiency Class
RGBSW	625nm	770	/
RGBWW	625nm	770	/
RGBNW	525nm	750	/
RGBW	470nm	800	/


Recommended Solution

Name	Picture	Model	Remark
Power Supply		BN-V24-XXXXP	Constant voltage 24V, Not waterproof, Non-dimming
Controller		CR4-GBA	12-48V RGBW Dimming Controller
Remote Control		CK4-GBA	RGBW dimming remote control, used with the controller

Soldering-free Connector

Picture	Model	Remark
	CXB512-NOTA	12MM-5P solderless connector(wire to board)Compatible with 22AWG wire(22#(4A),5050(≤60 lamp))Applicable to bare board 12mm width lamp strip(HR-S-SMD-5PIN-12MM-D)

D560RGLWW-24V-12mm



Basic Parameters

Size	5000x12x2.1mm
Cutting Unit	6LEDs/100mm
Input Voltage	24VDC
Input Current	0.75A/1m & 3.14A/5m
Typ.power	18W/1m & 75.4W/5m
Max.Power	20W/m
Bending Diameter	>60mm
Copper foil	2oz

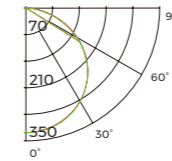
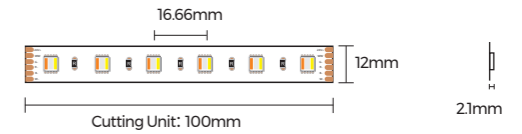


Photo-electric Parameters

Color	CCT/wavelength	LM/m	Energy Efficiency Class
R	625nm	108	/
G	525nm	246	/
B	470nm	66	/
RGLWW	/	1101	/
LW	2300K	312	G
W	6000K	390	G

- Mixed 5-color design, more uniform light emission
- 65,536 kinds of colors can be attainable at most
- High quality FPC, high thermal conductive 3M adhesive



Recommended Solution

Name	Picture	Model	Remark
Profile		LS2013	Match only with LED strip for heat dissipation
Controller		CR5-GBA	12-48V RGB LW W Dimming Controller
Remote Control		CK5-GBA	RGB LW W dimming remote control, used with the controller
Power Supply		BN-V24-XXXXP	Constant voltage 24V, Not waterproof, Non-dimming

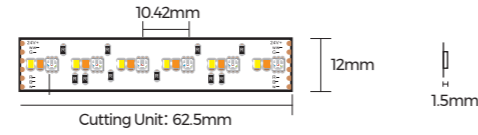
Soldering-free Connector

Picture	Model	Remark
	CBB612-NOTA	12MM-6P solderless connector(board-to-board)(5050(≤60lamp))for bare board 12mm width light strip(HR-S-SMD-6PIN-12MM-A)
	CXB612-NOTA	12MM-6P solderless connector(wire to board)Compatible with 22AWG wire(22#(4A),5050(≤60 lamp))Applicable to bare board 12mm width lamp strip(HR-S-SMD-6PIN-12MM-D)

DA696RGBWW-24V-12mm

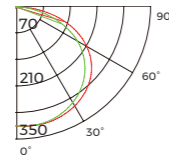


- 288LEDs/m, 5-color LED strip with higher-density light beads
- Mixed light design, more uniform light emission
- 65,536 kinds of colors can be attainable with recommended controller



Basic Parameters

Size	5000x12x1.5mm
Cutting Unit	18LEDs/62.5mm
Input Voltage	24VDC
Input Current	0.73A/1m & 3.2A/5m
Typ.power	17.5W/1m & 76.8W/5m
Max.Power	19.2W
Bending Diameter	>60mm
Copper foil	2oz



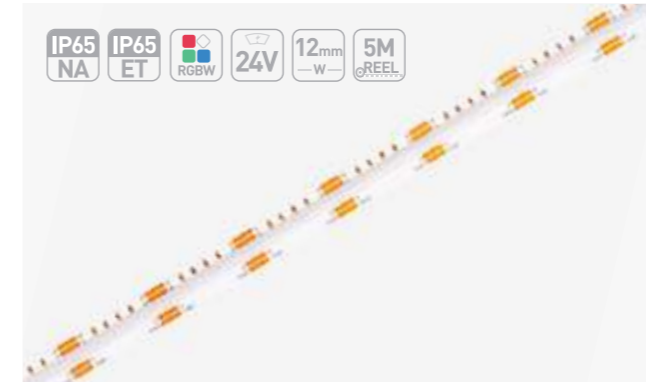
Recommended Solution

Name	Picture	Model	Remark
Profile		LS2013	Match only with LED strip for heat dissipation
Power Supply		BN-V24-XXXP	Constant voltage 24V, Not waterproof, Non-dimming
Controller		CR5-GBA	12-48V RGB White Light Symphony Dimming Controller
Remote Control		CK5-GBA	RGB white light magic color dimming remote control used with the controller

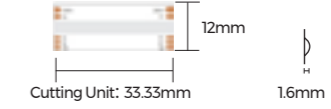
Photo-electric Parameters

Color	CCT/Wavelength	LM/m	LM/W	Energy Efficiency Class
RGBWW	/	820	/	/
R	625nm	36	21	/
G	525nm	144	69	/
B	470nm	31	16	/
SW	2700 K	287	71	G
W	6000 K	334	83	G

DF6RGBW-24V-12mm

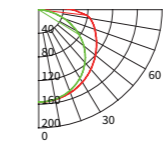


- Dot-free linear RGB LED strip, large beam angle
- 1 bin, SDCM<3, good color consistency
- CSP LEDs, good color purity



Basic Parameters

Size	5000x12x1.6mm
Cutting Unit	33.33mm
Input Voltage	24VDC
Input Current	0.7A/1m & 3.06A/5m
Typ.power	16.8W/1m & 73.5W/5m
Max.Power	19.2 W
Bending Diameter	>60mm
Copper foil	2oz




Recommended Solution

Name	Picture	Model	Remark
Profile		LS2013	Match only with LED strip for heat dissipation
Power Supply		LRS-XXX-24	Constant voltage 24V, Not waterproof, Non-dimming
Controller		CR4-GBA	12-48V RGBW Symphony Dimming Controller
Remote Control		CK4-GBA	RGBW dimming remote control, used with the controller

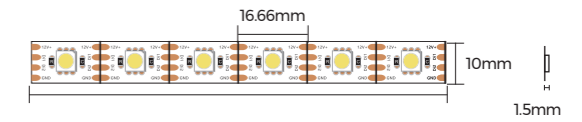
Photo-electric Parameters

CRI	CCT	LM/m	LM/W	Energy efficiency Class
>90	RGB 2700 K	640	38	/
	RGB 3000 K	655	39	/
	RGB 4000 K	640	38	/
	RGB 6000 K	640	39	/

DS560-12V-10mm



- 12V single point single control, 60pixel/M SPI signal
- Built-in IC, continuous transmission even when 1 light bead gets broken
- Suitable for small & independent application
- 2-year warranty



Basic Parameters

Size	5000x10x1.5mm
Cutting Unit	16.66mm
Input Voltage	12VDC
Input Current	0.7A/1m & 2.8A/5m
Typ.power	8.4W/1m & 33.6W/5m
Max.Power	9.3W
Bending Diameter	>60mm
Copper foil	3oz

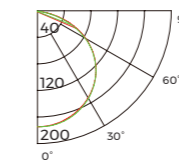


Photo-electric Parameters

CRI	CCT	LM/m	LM/W	Energy efficiency Class
>80	2700 K	500	60	/
	6000 K	530	63	/

Recommended Solution

Name	Picture	Model	Remark
Profile		LS1607	Match only with LED strip for heat dissipation
Power Supply		BN-V12-XXXP	Constant voltage 12V. Not waterproof. Non-dimming
Controller		K-1000C	DC5-24V programmable digital controller
Controller		K-8000C	DC5-24V programmable digital controller

Soldering-free Connector

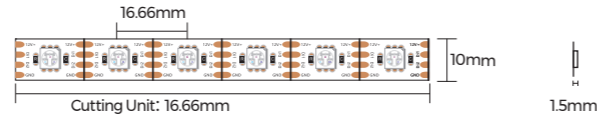
Picture	Model	Remark
	CBB410-NOTA	10MM-4P solderless connector(board-to-board)\5050(≤60lamp)for bare board 10mm width light strip\HR-S-SMD-4PIN-10MM-A
	CXB410-NOTA	10MM-4P solderless connector (wire to board)\ compatible with 22AWG wire \22#(4A)\5050(≤60 lamp), for bare board 10mm width lamp strip \HR-S-SMD-4PIN-10MM-D

Application

DS560RGB-12V-10mm

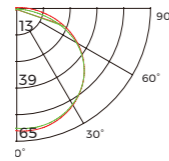


- 12V single point single control, 60pixel/M SPI signal
- Built-in IC, continuous transmission even when 1 light bead gets broken
- Suitable for small & independent application
- 2-year warranty



Basic Parameters

Size	5000×10×1.5mm
Cutting Unit	16.66mm
Input Voltage	12VDC
Input Current	0.7A/1m & 3.2A/5m
Typ.power	8.4W/1m & 38.4W/5m
Max.Power	9.3W
Bending Diameter	>60mm
Copper foil	3oz



Recommended Solution			
Name	Picture	Model	Remark
Profile		LS1607	Match only with LED strip for heat dissipation
Power Supply		BN-V12-XXXP	Constant voltage 12V, Not waterproof, Non-dimming

Controller		K-1000C	DC5-24V programmable digital controller
Controller		K-8000C	DC5-24V programmable digital controller

Soldering-free Connector		
Picture	Model	Remark
	CBB410-NOTA	10MM-4P solderless connector(board-to-board)\5050(≤60lamp)for bare board 10mm width light strip\HR-S-SMD-4PIN-10MM-A
	CXB410-NOTA	10MM-4P solderless connector (wire to board)\ compatible with 22AWG wire \22#(4A)\5050(≤60 lamp) for bare board 10mm width lamp strip \HR-S-SMD-4PIN-10MM-D

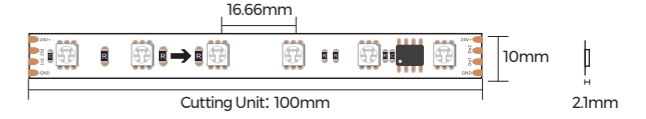
Photo-electric Parameters

Color	CCT/Wavelength	LM/m	LM/W
RGB	/	207	27
R	625nm	/	/
G	525nm	/	/
B	470nm	/	/

DS560RGB-24V-10mm



- 12V single point single control, 60pixel/M SPI signal
- External IC, continuous transmission even when 1 light bead gets broken
- Suitable for small & independent application
- 2-year warranty



Basic Parameters

Size	5000×10×1.5mm
Cutting Unit	6LEDs/100mm
Input Voltage	24VDC
Input Current	0.64A/1m & 3.21A/5m
Typ.power	13W/1m
Max.Power	15W
Bending Diameter	>60mm
Copper foil	3oz

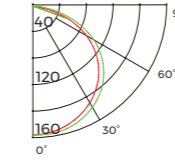


Photo-electric Parameters

Color	CCT/Wavelength	LM/m	LM/W
RGB	/	480	29
R	620nm	/	/
G	520nm	/	/
B	465nm	/	/

Recommended Solution			
Name	Picture	Model	Remark
Profile		LS1607	Match only with LED strip for heat dissipation
Power Supply		BN-V24-XXXP	Constant voltage 24V, Not waterproof, Non-dimming

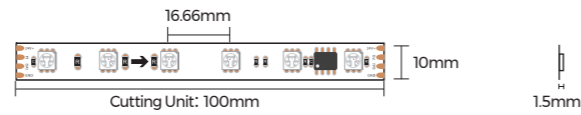
Controller		K-1000C	DC5-24V programmable digital controller
Controller		K-8000C	DC5-24V programmable digital controller

Soldering-free Connector		
Picture	Model	Remark
	CBB410-NOTA	10MM-4P solderless connector(board-to-board)\5050(≤60lamp)for bare board 10mm width light strip\HR-S-SMD-4PIN-10MM-A
	CXB410-NOTA	10MM-4P solderless connector (wire to board)\ compatible with 22AWG wire \22#(4A)\5050(≤60 lamp) for bare board 10mm width lamp strip \HR-S-SMD-4PIN-10MM-D

DM560RGB-24V-10mm

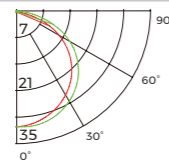


- DMX512 RGB strip, with good anti-interference capacity
- Consistent brightness, no color change
- Can be programmed via controller for various animation effects
- 3-year warranty



Basic Parameters

Size	5000×10×1.5mm
Cutting Unit	6LEDs/100mm
Input Voltage	24VDC
Input Current	0.54A/1m & 2.73A/5m
Typ.power	13W/1m & 65.5W/5m
Max.Power	15W
Bending Diameter	>60mm
Copper foil	3oz



Recommended Solution

Name	Picture	Model	Remark
Profile		LS1607	Match only with LED strip for heat dissipation
Power Supply		BN-V24-XXXX	Constant voltage 24V, Not waterproof, Non-dimming
Controller		K-1000C	DC5-24V programmable digital controller
Controller		K-8000C	DC5-24V programmable digital controller

Soldering-free Connector

Picture	Model	Remark
	CBB4IO-NOTA	10MM-4P solderless connector(board-to-board)\5050(≤60lamp)for bare board 10mm width light strip\HR-S-SMD-4PIN-10MM-A
	CXB4IO-NOTA	10MM-4P solderless connector (wire to board)\ compatible with 22AWG wire \22#(4A)\5050(≤60 lamp) for bare board 10mm width lamp strip \HR-S-SMD-4PIN-10MM-D

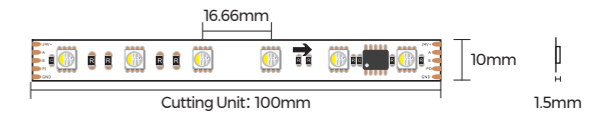
Photo-electric Parameters

Color	CCT/Wavelength	LM/m	LM/W
R	625nm	88	/
G	525nm	237	/
B	470nm	66	/

DM560RGBW-24V-10mm



- DMX512 RGBW strip, with good anti-interference capacity
- Consistent brightness, no color change
- Can be programmed via controller for various animation effects
- 3-year warranty



Basic Parameters

Size	5000×10×1.5mm
Cutting Unit	6LEDs/100mm
Input Voltage	24VDC
Input Current	0.67A/1m & 2.85A/5m
Typ.power	16W/1m & 68.4W/5m
Max.Power	18W
Bending Diameter	>60mm
Copper foil	3oz

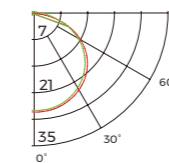


Photo-electric Parameters

Color	CCT/Wavelength	LM/m	LM/W
R	625nm	88	/
G	525nm	237	/
B	470nm	66	/
w	6287K	290	49

Recommended Solution

Name	Picture	Model	Remark
Profile		LS1607	Match only with LED strip for heat dissipation
Controller		K-1000C	DC5-24V programmable digital controller
Controller		K-8000C	DC5-24V programmable digital controller
Power Supply		BN-V24-XXXX	Constant voltage 24V, Not waterproof, Non-dimming



Vario Series

LENS

1. Wall-washer strip with different angles, colors, IP options
2. 3D bending, sub-size strips
3. For indoor & outdoor applications

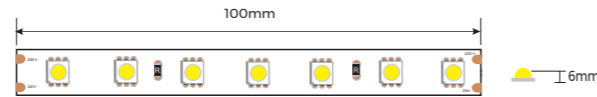
SANNA

1. Up-to-100°C environment temperature
2. IP65 For sauna application

L(S)570-24V-0806

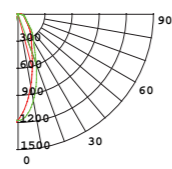


- Wall-washing strip with 45° emitting angle
- Sub-size strip
- For indoor applications
- Super cost-effective



Basic Parameters

Size	5000x8x6mm
Cutting Unit	1LEDs/100mm
Input Voltage	24VDC
Input Current	0.6A/1m
Typ.power	14.4W/1m
Max.Power	15.84W
Beam angle	45°
Bending Diameter	>60mm
Copper foil	3oz



Recommended Solution

Name	Picture	Model	Remark
Controller		K-1000C	DC5-24V programmable digital controller
Controller		K-8000C	DC5-24V programmable digital controller
Power Supply		BN-V24-XXXX	Constant voltage 24V, Not waterproof, Non-dimming
Controller		CR1-CBA	12-48V monochromatic dimming controller
Remote Control		CK1-CBA	Monochromatic dimming controller, in conjunction with controller

Photo-electric Parameters

CRI	CCT	LM/m	LM/W	Energy Efficiency Class
>90	1900 K	830	58	/
	2700 K	1220	85	/
	3000 K	1290	90	/
	3500 K	1330	95	/
	4000 K	1330	95	/
	6500 K	1330	95	/
	1900 K	830	58	/
	2700 K	1220	85	/
	3000 K	1290	90	/
	3500 K	1330	95	/
	4000 K	1330	95	/
	6500 K	1330	95	/
RGB		/	/	/

L(S)570-24V-1010

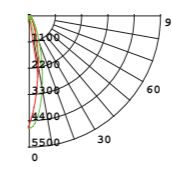


- Wall-washing strip with 60° emitting angle
- Sub-size strip
- IP67, for outdoor applications



Basic Parameters

Size	5000x10x10mm
Cutting Unit	1LEDs/100mm
Input Voltage	24VDC
Input Current	0.6A/1m
Typ.power	14.4W/1m
Max.Power	15.84W
Beam angle	60°
Bending Diameter	>60mm
Copper foil	3oz



Recommended Solution

Name	Picture	Model	Remark
Controller		K-1000C	DC5-24V programmable digital controller
Controller		K-8000C	DC5-24V programmable digital controller
Power Supply		BN-V24-XXXX	Constant voltage 24V, Not waterproof, Non-dimming
Controller		CR1-CBA	12-48V monochromatic dimming controller
Remote Control		CK1-CBA	Monochromatic dimming controller, in conjunction with controller

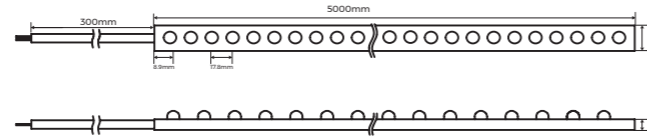
Photo-electric Parameters

CRI	CCT	LM/m	LM/W	Energy Efficiency Class
>90	1900 K	690	48	/
	2700 K	1050	75	/
	3000 K	1150	80	/
	3500 K	1220	85	/
	4000 K	1220	85	/
	6500 K	1220	85	/
	1900 K	690	48	/
	2700 K	1050	75	/
	3000 K	1150	80	/
	3500 K	1220	85	/
	4000 K	1220	85	/
	6500 K	1220	85	/
RGB		/	/	/

LX56-24V-1007

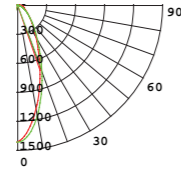


- 10mm super-slim FPC, flexible application
- 5m driven by one end
- 35° beam angle, multiple colors optional



Basic Parameters

Size	5000x10x7mm
Cutting Unit	1LEDs/125mm
Input Voltage	24VDC
Input Current	0.6A/1m & 2.58A/5m
Typ.power	14.4W/1m & 61.92W/5m
Max.Power	15.84W
Beam angle	35°
Bending Diameter	>60mm
Copper foil	3oz



Recommended Solution

Name	Picture	Model	Remark
Power Supply		BN-V24-XXXXP	Constant voltage 24V, Not waterproof, Non-dimming
Controller		CRI-GBA	12-48V monochromatic dimming controller
Remote Control		CK1-GBA	Monochromatic dimming controller, in conjunction with controller

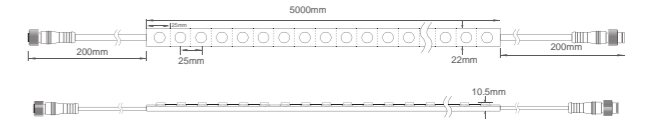
Photo-electric Parameters

CRI	CCT	LM/m	LM/W	Energy Efficiency Class
>90	1900 K	1000	70	/
	2700 K	1290	90	/
	3000 K	1360	95	/
	3500 K	1360	95	/
	4000 K	1360	95	/
	6500 K	1360	95	/

LX40-24V-2211

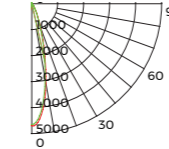


- Reliable high-brightness SMD strip
- Good color consistency
- Multiple angles and colors optional



Basic Parameters

Size	5000x22x11mm
Cutting Unit	1LEDs/25mm
Input Voltage	24VDC
Input Current	0.67A/1m & 3.14A/5m
Typ.power	16W/1m & 75.4W/5m
Max.Power	17.6W
Beam angle	25°/35°/35°P
Bending Diameter	>60mm
Copper foil	3oz



Recommended Solution

Name	Picture	Model	Remark
Power Supply		BN-V24-XXXXP	Constant voltage 24V, Not waterproof, Non-dimming
Controller		CRI-GBA	12-48V monochromatic dimming controller
Remote Control		CK1-GBA	Monochromatic dimming controller, in conjunction with controller

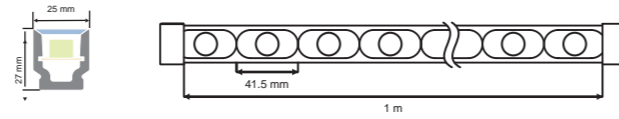
Photo-electric Parameters

CRI	CCT	LM/m	LM/W	Energy Efficiency Class
>90	2700 K	1250	80	/
	3000 K	1350	85	/
	3500 K	1440	90	/
	4000 K	1440	90	/
	6500 K	1440	90	/

L(M)X24-24V-2527



- Flexible, can be bent 360°
- High brightness & uniform lighting
- IP67 protection, can be used outdoors



Basic Parameters

Size	1000x25x27mm
Cutting Unit	/
Input Voltage	24VDC
Input Current	1A/1m (white,DMX RGBW) 0.7A/1m(DMX RGB)
Typ.power	24W/1m (white,DMX RGBW) 17W/1m(DMX RGB)
Max.Power	26.4W/1m (white,DMX RGBW) 18.7W/1m(DMX RGB)
Beam angle	25°/35°
Bending Diameter	>400mm

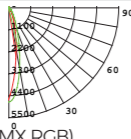


Photo-electric Parameters

CRI	CCT	LM/m	LM/W	Energy Efficiency Class
>90	2700 K	1560	65	/
	3000 K	1620	67	/
	4000 K	1700	71	/
	6500 K	1530	70	/
	2700 K	1170	45	/
	3000 K	1155	46	/
	4000 K	1185	46	/
	6500 K	1236	47	/
	RGB	/	/	/

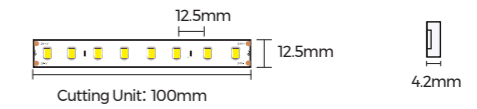
Recommended Solution

Name	Picture	Model	Remark
Controller		K-1000C	DC5-24V programmable digital controller
Controller		K-8000C	DC5-24V programmable digital controller
Power Supply		BN-V24-XXXP	Constant voltage 24V, Not waterproof, Non-dimming
Controller		CRI-GBA	12-48V monochromatic dimming controller
Remote Control		CK1-GBA	Monochromatic dimming controller, in conjunction with controller

DS980-24V-10mm



- OSRAM 3030LED, SCDM ≤ 3 .
- L80(B10) ≥ 60000 H.
- 5 years warranty@ $t_a \leq 85^\circ\text{C}$, 3 years warranty@ $t_a \leq 100^\circ\text{C}$, T_a : -40-100° C; T_c : 120° C(max).
- Suitable for bathroom, sauna.



Basic Parameters

Size	5000x12.5x4.2mm
Cutting Unit	8LEDs/100mm
Input Voltage	24VDC
Input Current	0.2A/1m & 1A/5m
Typ.power	4.8W/1m & 24W/5m
Max.Power	5W
Bending Diameter	>60mm
Copper foil	3oz

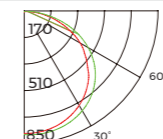


Photo-electric Parameters

CRI	CCT	LM/m	LM/W	Energy Efficiency Class
>80	2700 K	690	144	D
	3000 K	720	150	D
	4000 K	745	155	D
	6500 K	705	147	D

Recommended Solution

Name	Picture	Model	Remark
PVC mounting groove		CCT10EA-14100100	Suitable for 10mm FPC width, ET/EF extrusion LED strip
Silicone fixing clip		FSW10SA	Suitable for 10mm FPC width, EG/EGR/EF/ET extrusion LED strip
Power Supply		LRS-XXX-24	Constant voltage 24V, Not waterproof, Non-dimming
Controller		CRI-GBA	12-48V monochromatic dimming controller
Remote Control		CK1-GBA	Monochromatic dimming controller, in conjunction with controller

Accessories List

Wire

Image	Code	Description
	WN2P-20X-NHD012	2PIN red and black wire(head) , 20AWG, L=120 mm, loaded current 3A, suitable for white monochromatic LED strip, NO/NA/SG/ST/SF
	WN2P-20X-NED012	2PIN red and black wire(tail) , 20AWG, L=120 mm, loaded current 3A, suitable for white monochromatic LED strip, NO/NA/SG/ST/SF
	WN2P-18X-NHD012	2PIN red and black wire(head) ,18AWG, L=120 mm, loaded current 4A, suitable for white monochromatic LED strip, NO/NA/SG/ST/SF
	WN2P-18X-NED012	2PIN red and black wire(tail) ,18AWG, L=120 mm, loaded current 4A, suitable for white monochromatic LED strip, NO/NA/SG/ST/SF
	WN3P-18X-NHD012	3PIN wire(head), 18AWG, black&white&yellow, L=120mm, loaded current 4A, suitable for LED strip of three-wire toning , NO/NA/SG/ST/SF
	WN3P-18X-NED012	3PIN wire(tail), 18AWG, black&white&yellow, L=120mm, loaded current 4A, suitable for LED strip of three-wire toning , NO/NA/SG/ST/SF
	WN4P-20X-NHD012	4PIN wire(head), 20AWG, black&green&red&blue, L=120mm, loaded current 3A, suitable for RGB strip, NO/NA/SG/ST/SF
	WN4P-20X-NED012	4PIN wire(tail), 20AWG, black&green&red&blue, L=120mm, loaded current 3A, suitable for RGB strip, NO/NA/SG/ST/SF
	WN5P-20X-NHD012	5PIN wire(head), 20AWG, black&green&red&blue&white, L=120mm, loaded current 3A, suitable for RGBW strip, NO/NA/SG/ST/SF
	WN5P-20X-NED012	5PIN wire(tail), 20AWG, black&green&red&blue&white, L=120mm, loaded current 3A, suitable for RGBW strip, NO/NA/SG/ST/SF
	WN6P-20X-NHD020	6PIN wire(head), 20AWG, L=200±2mm, 6PIN including black/yellow/green/red/blue/white, suitable for RGBSWW strip, NO/NA
	WN6P-20X-NED020	6PIN wire(tail), 20AWG, L=200±2mm, 6PIN including black/yellow/green/red/blue/white, suitable for RGBSWW strip, NO/NA

Cable

IMAGE	CODE	DESCRIPTION
	CS2P-20W-NHD020	2PIN white silicone cable(head), φ5.8mm, red&black 20#2P wire inner, L=20cm, suitable for white monochromatic LED strip, EF/ET/EH

Wire with connector

Image	Code	Description
	WN2P-20X-MSM015	2PIN SM-male wire, 20AWG, L=150mm, loaded current 3A, suitable for white monochromatic LED strip, NO/NA
	WN2P-20X-FSM015	2PIN SM-female wire, 20AWG, L=150mm, loaded current 3A, suitable for white monochromatic LED strip, NO/NA
	WN2P-18X-MSM021	2PIN SM-male wire, 18AWG, L=210mm, loaded current 4A, suitable for white monochromatic LED strip, NO/NA
	WN2P-18X-FSM021	2PIN SM-female wire, 18AWG, L=210mm, loaded current 4A, suitable for white monochromatic LED strip, NO/NA

Cable with connector

Image	Code	Description
	CV2P-20T-MDC015	2PIN crystal male cable, 20AWG, L=150mm, loaded current 3A, suitable for white monochromatic LED strip, NO/NA/SG/ST/SF
	CV2P-20T-FDC015	2PIN crystal female cable, 20AWG, L=150mm, loaded current 3A, suitable for white monochromatic LED strip, NO/NA/SG/ST/SF
	CV4P-20T-XM024	4PIN crystal male cable, 20AWG, L=240mm, loaded current 3A, suitable for RGB strip, NO/NA/SG/ST
	CV4P-20T-XF024	4PIN crystal female cable, 20AWG, L=240mm, loaded current 3A, suitable for RGB strip, NO/NA/SG/ST
	CV5P-20T-XM024	5PIN crystal male cable, 20AWG, L=240mm, loaded current 3A, suitable for RGBW strip, NO/NA/SG/ST
	CV5P-20T-XF024	5PIN crystal female cable, 20AWG, L=240mm, loaded current 3A, suitable for RGBW strip, NO/NA/SG/ST
	CV2P-20B-MDC015	2PIN DC male cable, black, 20AWG, L=150mm, loaded current 3A, suitable for white monochromatic LED strip, NO/NA/SG/ST
	CV2P-20B-FDC015	2PIN DC female cable, black, 20AWG, L=150mm, loaded current 3A, suitable for white monochromatic LED strip, NO/NA/SG/ST
	CV2P-20W-XF015	2PIN PVC female cable, white, 20AWG, L=150mm, loaded current 3A, suitable for white monochromatic LED strip, NO/NA/SG/ST/SF
	CV2P-20W-XM015	2PIN PVC male cable, white, 20AWG, L=150mm, loaded current 3A, suitable for white monochromatic LED strip, NO/NA/SG/ST/SF

Soldering-free Connector

Image	Code	Description
	CBB204-NOTA	4MM-2P solder-free connector (board-to-board)\ COB\Suitable for bare board 4mm width COB strip light
	CBB208-NOTA	8MM-2P solder-free connector (board-to-board)\2835(<120 lamp); 2216 (full department); FD (full series) \suitable for bare board 8mm width strip light \ (HR-S-SC-2PIN-8MM-A)
	CXB208-NOTA	8MM-2P solderless connector(wire to board)\Compatible with 20&22AWG wire\20#(6A);22#(4A)\2835(<120 lamp);2216(all series);FD(all series)\Applicable to bare board 8mm width lamp strip\ (HR-S-SC-2PIN-8MM-D)
	CBB308-NOTA	8MM-3P solderless connector(board-to-board)\2216(<240lamp)\for bare board 8mm width light strip\ (HR-S-SMD-3PIN-8MM-A)
	CXB308-NOTA	8MM-3P solderless connector (wire to board)\ compatible with 20&22AWG wire \ 20#(6A);\ 22#(4A)\ 2216(<240 lamp)\ for bare board 8mm width lamp strip \ (HR-S-SMD-3PIN-8MM-D)
	CBB210-NOTA	10MM-2P solderless connector(board-to-board)\2216(all series);2835(all series);FD(all series);5050(≤60lamp)\for bare board 10mm width light strip\ (HR-S-SC-2PIN-10MM-A)
	CXB210-NOTA	10MM-2P solderless connector(wire to board)\Compatible with 20&22AWG wire\20#(6A);22#(4A)\2216(all series);2835(all series);FD(all series);5050(≤60 lamps)\Applicable to bare board 10mm width lamp strip\ (HR-S-SC-2PIN-10MM-D)
	CBB310-NOTA	10MM-3P solderless connector(board-to-board)\2835(≤168lamp)\for bare board 10mm width light strip\ (HR-S-SMD-3PIN-10MM-A)
	CXB310-NOTA	10MM-3P solderless connector (wire to board)\ compatible with 22AWG wire \ 22#(4A)\ 2835(≤168 lamps)\ for bare board 10mm width light strip \ (HR-S-SMD-3PIN-10MM-D)
	CBB410-NOTA	10MM-4P solderless connector(board-to-board)\5050(≤60lamp)\for bare board 10mm width light strip\ (HR-S-SMD-4PIN-10MM-A)
	CXB410-NOTA	10MM-4P solderless connector (wire to board)\ compatible with 22AWG wire \ 22#(4A)\ 5050(≤60 lamp)\ for bare board 10mm width lamp strip \ (HR-S-SMD-4PIN-10MM-D)
	CBB410-DFTA	10MM-4P solderless connector(board-to-board)\ COB(RGB)\for bare board 10mm width light strip\ (HR-S-COB-4PIN-10MM-A)
	CXB410-DFTA	10MM-4P solderless connector (wire to board)\ compatible with 22AWG wire \ 22#(4A)\ COB(RGB)\ for bare board 10mm width light strip \ (HR-S-COB-4PIN-10MM-D)
	CBB510-NOTA	10MM-5P solderless connector(board-to-board)\5050(≤60lamp)\for bare board 10mm width light strip\ (HR-S-SMD-5PIN-10MM-A)
	CXB510-NOTA	10MM-5P solderless connector(wire to board)\ Compatible with 22AWG wire\22#(4A)\5050(≤60 lamp)\Applicable to bare board 10mm width lamp strip\ (HR-S-SMD-5PIN-10MM-D)

Image	Code	Description
	CBB512-NOTA	12MM-5P solderless connector(board-to-board)\5050(≤60lamp)\for bare board 12mm width light strip\ (HR-S-SMD-5PIN-12MM-A)
	CXB512-NOTA	12MM-5P solderless connector(wire to board)\ Compatible with 22AWG wire\22#(4A)\5050(≤60 lamp)\Applicable to bare board 12mm width lamp strip\ (HR-S-SMD-5PIN-12MM-D)
	CBB612-NOTA	12MM-6P solderless connector(board-to-board)\5050(≤60lamp)\for bare board 12mm width light strip\ (HR-S-SMD-6PIN-12MM-A)
	CXB612-NOTA	12MM-6P solderless connector(wire to board)\ Compatible with 22AWG wire\22#(4A)\5050(≤60 lamp)\Applicable to bare board 12mm width lamp strip\ (HR-S-SMD-6PIN-12MM-D)
	CBBL208-NOTA	8MM-2P solderless (L) connectors (board-to-board)\2835 (<120 lamps); 2216 (all series); FD (all series)\for bare board 8mm width light strip\ (LO-O2P-8-L)
	CBBL210-NOTA	10MM-2P solderless (L) connectors (board-to-board)\2835(all series);2216(all series)\for bare board 8mm width light strip\ (LO-O2P-10-L)
	CBB208-EFWA	8MM-2P protective solderless connector (board-to-board)\2835(<120 lamps);2216(all series);FD(all series)\applicable to 8mm width\EF lamp strip\ (HR-IP-SC-2PIN-8MM-A)
	CXB208-EFWA	8MM-2P protective solderless connector(wire to board)\20AWG wire(6A)\2835(<120 lamp);2216(all series);FD(all series)\applicable to 8mm width\EF lamp strip\ (HR-IP-SC-2PIN-8MM-B)
	CBB210-EFWA	10MM-2P protective solderless connector(board to board)\2216(all series);2835(all series);FD(all series);5050(≤60lamp)\for 10mm width\EF light strip\ (HR-IP-SC-2PIN-10MM-A)
	CXB210-EFWA	10MM-2P protective solderless connector(wire to board)\20AWG wire(6A)\2216(all series);2835(all series);FD(all series);5050(≤60 lamps)\applicable to 10mm width \EF lamp strip\ (HR-IP-SC-2PIN-10MM-B)
	CBB410-EFWA	10MM-4P protective solderless connector(board-to-board)\5050(≤60lamp)\for 10mm width \EF light strip\ (HR-IP-SMD-4PIN-10MM-A)
	CXB410-EFWA	10MM-4P protective solderless connector(wire to board)\22AWG wire(4A)\5050(≤60 lamp)\for 10mm width \EF lamp strip\ (HR-IP-SMD-4PIN-10MM-B)
	CBB212-EFWA	12MM-2P protective solderless connector(board to board)\2835(≤196lamps);5050(≤60lamps)\for 12mm width \EF light strip\ (HR-IP-SMD-2PIN-12MM-A)
	CXB212-EFWA	12MM-2P protective solderless connector(wire to board)\20AWG wire(6A)\2835(≤196 lamp);5050(≤60 lamp)\applicable to 12mm width \EF lamp strip\ (HR-IP-SMD-2PIN-12MM-B)
	CBB512-EFWA	12MM-5P protective solderless connector(board-to-board)\5050(≤60lamp)\for 12mm width \EF light strip\ (HR-IP-SMD-5PIN-12MM-A)
	CXB512-EFWA	12MM-5P protective solderless connector(wire to board)\22AWG wire(4A)\5050(≤60lamp)\for 12mm width \EF light strip\ (HR-IP-SMD-5PIN-12MM-B)

Silicone end cap

Image	Code	Description
	DT08EA-A	Silicone end cap set, including end cap and plug, suitable for 8mm FPC, EH/ET/EF silicone extrusion strip
	DW08EA-A	Silicone end cap set, including end cap and plug, suitable for 8mm FPC, EH/ET/EF silicone extrusion strip
	DT10EA-A	Silicone end cap set, including end cap and plug, suitable for 10mm FPC, EH/ET/EF silicone extrusion strip
	DW10EA-A	Silicone end cap set, including end cap and plug, suitable for 10mm FPC, EH/ET/EF silicone extrusion strip
	DT12EA-A	Silicone end cap set, including end cap and plug, suitable for 12mm FPC, EH/ET/EF silicone extrusion strip
	DW12EA-A	Silicone end cap set, including end cap and plug, suitable for 12mm FPC, EH/ET/EF silicone extrusion strip
	CBX208-ETWA020	Soldering free connector, 8mm FPC, 2PIN, L=200mm, ET, suitable for waterproof white monochromatic LED strip
	STBX208-ETWA020	Soldering free connectors, 8mm FPC, 2PIN, L=200mm, ET, suitable for waterproof white monochromatic LED strip
	PT210-ETWA	Soldering free end cap, 10mm FPC, 2PIN, ET, suitable for white monochromatic LED strip
	CBX210-ETWA020	Soldering free connector, 10mm FPC, 2PIN, L=200mm, ET, suitable for white monochromatic LED strip
	STBX210-ETWA020	Soldering free connectors, 10mm FPC, 2PIN, L=200mm, ET, suitable for white monochromatic LED strip
	AS-PG-0003	Silicone gel, suitable for ST/ET/EH/EF/SF waterproof LED strip
	CBX212-EFWA050	VDE Wire, size:41*23*11.3mm,suitable for 12mm FPC EF silicone extrusion strip
	TW08ETS-A	Silicone end cap set, including end cap and plug, suitable for 8mm FPC, ETS silicone extrusion strip
	TW10ETS-A	Silicone end cap set, including end cap and plug, suitable for 10mm FPC, ETS silicone extrusion strip
	DT08EG-A	Suitable for EG extrusion LED strip of 8mm FPC width
	DW08EG-A	Suitable for EG extrusion LED strip of 8mm FPC width
	DT10EG-A	Suitable for EG extrusion LED strip of 10mm FPC width
	DW10EG-A	Suitable for EG extrusion LED strip of 10mm FPC width

Fixed Clip

Image	Code	Description
	FSW08SA	Silicone clip, screw: PA 3*8mm, suitable for 8mm FPC, SF/ST waterproof LED strip
	FSW10SA	Silicone clip, screw: PA 3*8mm, suitable for 10mm FPC, SF/ST strip, and 8mm FPC, EH/EF/ET LED strip
	FSW12SA	Silicone clip, screw: PA 3*8mm, suitable for 12mm FPC, SF/ST strip, and 10mm FPC, EH/EF/ET LED strip

PVC groove

Image	Code	Description
	CVT08EA-12100100	Transparent PVC mounting groove size:1000 x 8.2 x 9.5mm,suitable for 8mm FPC, silicone extruded EF/ET LED strip
	CVT10EA-14100100	Transparent PVC mounting groove size:1000x9.8x9.5mm,suitable for 10mm FPC, silicone extruded EF/ET LED strip
	CVT12EA-16100100	Transparent PVC mounting groove size:1000x11.3x9.5mm,suitable for 12mm FPC,silicone extruded EF/ET LED strip

Controller

Image	Name	Model	Ordering code	Parameters
	Monochrome Control Receiver	CR1-GBA	402-01-000000-00001	Input voltage: 12-48VDC Maximum load current: 15A*1CH, Max15A@12/24V 10A*1CH, Max10A@36/48V Maximum load power: 15A*1CH, Max15A@12/24V 10A*1CH, Max10A@36/48V Operating temperature: -30°C-55°C Size: L175*W45*H27(mm)
	Monochrome Button Remote Control	CK1-GBA	402-02-000000-00001	Operating voltage: 3VDC(Battery CR2032) Operating frequency: 2.4GHz Remote control distance: 30m Operating temperature: -30°C-55°C Size:L107*W58.5*H9(mm)
	CCT control receiver	CR2-GBA	402-01-000000-00002	Input voltage: 12-48VDC Maximum load current: 8A*2CH,Max 16A Maximum load power: 192W/384W@12V/24V/ 384W/576W@36V/48V. Operating temperature: -30°C -55°C Size: L170*W50*H23(mm)
	CCT button remote control	CK2-GBA	402-02-000000-00002	Operating voltage: 3VDC (Battery CR2032) Operating frequency: 2.4GHz Remote control distance: 30m Operating temperature: -30°C -55°C
	RGB control receiver	CR3-GBA	402-01-000000-00003	Input voltage: 12-48VDC Maximum load current: 6A*3CH,Max 18A Maximum load power: 216W/432W@12V/24V 648W/864@36V/48V Operating temperature: -30°C -55°C Size: L175*W45*H27(mm)
	RGB/RGBW button remote control	CK4-GBA	402-02-000000-00003	Operating voltage: 3VDC (Battery CR2032) Operating frequency: 2.4GHz Remote control distance: 30m Operating temperature: -30°C -55°C
	RGBW control receiver	CR4-GBA	402-01-000000-00004	Input voltage: 12-48VDC Maximum load current: 5A*4CH, Max 20A Maximum load power: 240W/480W@12V/24V 720W/960W@36V/48V) Operating temperature: -30°C -55°C
	RGB+CCT control receiver	CR5-GBA	402-01-000000-00005	Input voltage: DC12-48V Maximum load current: 6A*5H, Max 30A@12V/24V 4A*5H, Max 20A@36V/48V Maximum load power: 360W/720W@12V/24V 720W/960W@36V/48V Operating temperature: -30°C -50°C Size: L179*W56*H30(mm)
	RGB+CCT button remote control	CK5-GBA	402-02-000000-00004	Operating voltage: 3VDC Operating frequency: 2.4GHz Remote control distance: 30m Operating temperature: -30°C -55°C
	Knob panel controller	CP1-GBB	402-01-000000-00013	Input voltage: 12-24VDC Input current: 6A*1CH Operating temperature: -30°C -55°C Size: L86*W86*H33(mm) It can be used for Dimming to warm
	Monochrome touch panel remote control	CP1-GBA	402-01-000000-00006	Input voltage: 100-240Vac Standby power: < 1W Control scene: 4 scene Operating temperature: -30°C -55°C Product size: L86*W86*H33(mm) It can be used as DMX512 master

Controller


Image	Name	Model	Ordering code	Parameters
	CCT touch panel remote control	CP2-GBA	402-01-000000-00007	Input voltage: 1100-240Vac Standby power: 1 < 1W Control scene: 4 scene Operating temperature: -30°C -55°C Product size: L86*W86*H33(mm) It can be used as DMX512 master
	RGB touch panel remote control	CP3-GBA	402-01-000000-00008	Input voltage: 100-240Vac Standby power: < 1W Control scene: 4 scene Operating temperature: -30°C -55°C Product size: L86*W86*H33(mm) It can be used as DMX512 master
	RGBW touch panel remote control	CP4-GBA	402-01-000000-00009	Input voltage: 100-240Vac Standby power: < 1W Control scene: 4 scene Operating temperature: -30°C -55°C Product size: L86*W86*H33(mm) It can be used as DMX512 master
	RGB+CCT touch panel remote control	CP5-GBA	402-01-000000-00010	Input voltage: 100-240Vac Standby power: < 1W Control scene: 4 scene Operating temperature: -30°C -55°C Product size: L86*W86*H33(mm) It can be used as DMX512 master Input signal: PWM
	Power amplifier	AW3-PDA	402-04-000000-00002	Input voltage: 12-60VDC Maximum load current: 5A*3CH, Max 15A Maximum output power: 180W/360W@12V/24V 480W/720W/900W@36/48V/60V Operating temperature: -30°C -55°C Product size: L175*W45*H27(mm) Input signal: PWM
	Power amplifier	AW4-PDA	23-01-00-0081	Input voltage: 12-60VDC Maximum load current: 5A*4CH,Max 20A Maximum output power: 240W/480W@12V/24V 720W/960W/1200W@36/48V/60V Operating temperature: -30°C -55°C Product size: L175*W45*H27(mm)
	RF signal amplifier	AS1-GDA	402-04-000000-00001	Input voltage: 100-240VAC/12-24VDC Wireless signal: 2.4GHz Operating temperature: -30°C -55°C Product size: L52*W52*H26(mm)
	Program-controlled digital controller	K-1000C	23-01-00-0048	Operating temperature: -30°C 85°C Power supply: direct current 5V-24V input Power consumption: 2W Data transferring port :1 (1*1024 pixel) Weight: 0.35 Kg Product size: L159*W89*H24mm Storage type: SD card Capacity of storage card: 128MB-32GB Storage format: FAT or FAT32 Storage file: *.led
	Programmable digital controller	K-8000C	23-01-00-0050	Operating temperature: -20°C -85°C Operating power supply: DC5V-24V input Power consumption: 5W Data transfer ports: 8 (8*1024 pixel) Weight: 0.8 kg Size: L180*W120*H30mm Memory card: SD card Storage capacity: 128MB-32GB Card format: FAT/FAT32 Storage file: *.led
	Independent digital controller	M16	23-01-00-0041	Input signal: 5-24VDC Output: SPI Wireless signal: 2.4GHz Operating temperature: -30°C -55°C Product size: L135*W30*H20(mm) Package size: L132*W198*H22(mm)
	Independent digital controller	SPI-16S	23-01-00-0041	Operating voltage: 3VDC (Battery CR2032) Operating frequency: 2.4GHz Conversion modes: 16 Operating temperature: -30°C -55°C
	Power adjuster	CM4-PID-B2	84-02-00-0008	Single-channel 4-stage power adjuster, power adjusting module, input DC12-24V, Max@5A, 45*10*4.3mm, with 4-stage dimming function and power-off memory.

Power supply

Image	IP	Dimming/Non-dimming	Model	Ordering code	Parameters	Application	Warranty (year)
	Non water-proof	Non-dimming	LRS-100-12	22-01-00-0251	Model: LRS-100-12\ Input voltage AC85-264V\ Output voltage DC12V\ Rated current 8.5A\ Non water-proof\ Non-dimming\ CCC UL TUV EAC CB CE certification\ Overcurrent and Overvoltage Protection\ Metal reticulated housing\ Outline size:129*97*30mm	12V LED strip	3
	Non water-proof	Non-dimming	LRS-100-24	22-01-00-0252	Model: LRS-100-24\ Input voltage AC85-264V\ Output voltage DC24V\ Rated current 4.5A\ Non water-proof\ Non-dimming\ CCC UL TUV EAC CB CE certification\ Overcurrent and Overvoltage Protection\ Metal reticulated housing\ Outline size:129*97*30mm	24V LED strip	3
	Non water-proof	Non-dimming	LRS-100-48	22-01-00-0253	Model: LRS-100-48\ Input voltage AC85-264V\ Output voltage DC48V\ Rated current 2.3A\ Non water-proof\ Non-dimming\ CCC UL TUV EAC CB CE certification\ Overcurrent and Overvoltage Protection\ Metal reticulated housing\ Outline size:129*97*30mm	48V LED strip	3
	Non water-proof	Non-dimming	LRS-200-12	22-01-00-0254	Model: LRS-200-12\ Input voltage AC90-132V or AC180-264V\ Output voltage DC12V\ Rated current 17A\ Non water-proof\ Non-dimming\ CQC UL EAC CB CE certification\ Overcurrent and Overvoltage Protection\ Metal reticulated housing\ Outline size:215*115*30mm	12V LED strip	3
	Non water-proof	Non-dimming	LRS-200-24	22-01-00-0255	Model: LRS-200-24\ Input voltage AC90-132V or AC180-264V\ Output voltage DC24V\ Rated current 8.8A\ Non water-proof\ Non-dimming\ CQC UL EAC CB CE certification\ Overcurrent and Overvoltage Protection\ Metal reticulated housing\ Outline size:215*115*30mm	24V LED strip	3
	Non water-proof	Non-dimming	LRS-200-48	22-01-00-0256	Model: LRS-200-48\ Input voltage AC90-132V or AC180-264V\ Output voltage DC48V\ Rated current 4.4A\ Non water-proof\ Non-dimming\ CQC UL EAC CB CE certification\ Overcurrent and Overvoltage Protection\ Metal reticulated housing\ Outline size:215*115*30mm	48V LED strip	3
	Non water-proof	Non-dimming	LRS-350-12	22-01-00-0257	Model: LRS-350-12\ Input voltage AC90-132V or AC180-264V\ Output voltage DC12V\ Rated current 29A\ Non water-proof\ Non-dimming\ CQC UL EAC CB CE certification\ Overcurrent and Overvoltage Protection\ Metal housing & Fan cooling \ Outline size:215*115*30mm	12V LED strip	3
	Non water-proof	Non-dimming	LRS-350-24	22-01-00-0258	Model: LRS-350-24\ Input voltage AC90-132V or AC180-264V\ Output voltage DC24V\ Rated current 14.6A\ Non water-proof\ Non-dimming\ CQC UL EAC CB CE certification\ Overcurrent and Overvoltage Protection\ Metal housing & Fan cooling \ Outline size:215*115*30mm	24V LED strip	3
	Non water-proof	Non-dimming	LRS-350-48	22-01-00-0259	Model: LRS-350-48\ Input voltage AC90-132V or AC180-264V\ Output voltage DC48V\ Rated current 7.3A\ Non water-proof\ Non-dimming\ CQC UL EAC CB CE certification\ Overcurrent and Overvoltage Protection\ Metal housing & Fan cooling \ Outline size:215*115*30mm	48V LED strip	3
	Non water-proof	Non-dimming	SE-450-48	22-01-00-0260	Model: SE-450-48\ Input voltage AC90-132V or AC180-264V\ Output voltage DC48V\ Rated current 9.4A\ Non water-proof\ Non-dimming\ UL EAC CB CE certification\ Overcurrent and Overvoltage Protection\ Metal housing & Fan cooling \ Outline size:225*124*50mm	48V LED strip	2
	Non water-proof	Non-dimming	SE-600-48	22-01-00-0248	Model: SE-600-48\ Power Supply\ 90-264V\ Output 48V\ Output maximum current12.5A\ 600W\ Efficiency 88%\ Constant voltage\ CE\ UL\ IP20\ Meanwell Power Supply	48V LED strip	2
	Non water-proof	Non-dimming	BN-V48-100P	401-01-000000-00004	Input Voltage: 220-240V, Output Voltage: 48V, Output Power: 0-100W, Output Current: 2.1A, PF>0.95, Efficiency: 90%, 350×30×18mm, 5-year warranty.	48V LED strip	5
	Non water-proof	Non-dimming	BN-V48-150P	401-01-000000-00005	Input Voltage: 220-240V, Output Voltage: 48V, Output Power: 0-150W, Output Current: 3.125A, PF>0.95, Efficiency: 90%, 350×30×18mm, 5-year warranty.	48V LED strip	5
	Non water-proof	Non-dimming	BN-V48-250P	401-01-000000-00006	Input Voltage: 220-240V, Output Voltage: 48V, Output Power: 0-250W, Output Current: 5.21A, PF>0.95, Efficiency: 91%, 400×40×22mm, 5-year warranty.	48V LED strip	5
	Non water-proof	Non-dimming	BN-V24-030P-V1	22-01-00-0372	Model: BN-V24-030P-V1, Dimming Method: Non-dimmin, Size: 261*30*17mm, Input Voltage: AC220-240V, Operating Frequency: 50-60Hz, PF>=0.95, Output Voltage: Constant voltage DC24V, Output Current: 0-1.25A, Power: 30W, Efficiency: 0.85, Certification: CE, CB, Housing Material: PC, Remark: YGE	24V LED strip	5
	Non water-proof	Non-dimming	BN-V24-060P-V1	22-01-00-0373	Model: BN-V24-060P-V1, Dimming Method: Non-dimmin, Size: 329*30*17mm, Input Voltage: AC220-240V, Operating Frequency: 50-60Hz, PF>=0.95, Output Voltage: Constant voltage DC24V, Output Current: 0-2.5A, Power: 60W, Efficiency: 0.89, Certification: CE, CB, Housing Material: PC, Remark: YGE	24V LED strip	5
	Non water-proof	Non-dimming	BN-V24-100P-V1	22-01-00-0374	Model: BN-V24-100P-V1, Dimming Method: Non-dimmin, Size: 365*30*18mm, Input Voltage: AC220-240V, Operating Frequency: 50-60Hz, PF>=0.95, Output Voltage: Constant voltage DC24V, Output Current: 0-4.17A, Power: 100W, Efficiency: 0.91, Certification: CE, CB, Housing Material: PC, Remark: YGE	24V LED strip	5

Power supply

Image	IP	Dimming/Non-dimming	Model	Ordering code	Parameters	Application	Warranty (year)
	IP67	Non-dimming	XLG-100-24A	22-01-00-0263	Model: XLG-100-24A\ Input voltage AC100-305V\ Output voltage DC24V\ Rated current 4A\ IP67\ Non-dimming\ UL CCC EAC CB CE certification\ Overcurrent Overvoltage Overheat Short Circuit Protection \ Outline size:140*63*32mm	24V LED strip	5
	IP67	Non-dimming	XLG-150-12A	22-01-00-0264	Model: XLG-150-12A\ Input voltage AC100-305V\ Output voltage DC12V\ Rated current 12.5A\ IP67\ Non-dimming\ UL CCC EAC CB CE certification\ Overcurrent Overvoltage Overheat Short Circuit Protection \ Outline size:180*63*35.5mm	12V LED strip	5
	IP67	Non-dimming	XLG-150-24A	22-01-00-0265	Model: XLG-150-24A\ Input voltage AC100-305V\ Output voltage DC24V\ Rated current 6.25A\ IP67\ Non-dimming\ UL CCC EAC CB CE certification\ Overcurrent Overvoltage Overheat Short Circuit Protection \ Outline size:180*63*35.5mm	24V LED strip	5
	IP67	Non-dimming	XLG-200-24A	22-01-00-0267	Model: XLG-200-24A\ Input voltage AC100-305V\ Output voltage DC12V\ Rated current 8.3A\ IP67\ Non-dimming\ UL CCC EAC CB CE certification\ Overcurrent Overvoltage Overheat Short Circuit Protection \ Outline size:199*63*35.5mm	24V LED strip	5
	IP67	Dimming	ELG-100-48B	22-01-00-0268	Model: ELG-100-48B\ Input voltage AC100-305V\ Output voltage DC48V\ Rated current 2A\ IP67\ Trinity dimming\ UL CCC EAC CB CE certification\ Overcurrent Overvoltage Overheat Short Circuit Protection \ Outline size:199*63*35.5mm	48V LED strip	5
	IP67	Dimming	ELG-150-48B	22-01-00-0261	Model: ELG-100-48B\ Input voltage AC100-305V\ Output voltage DC48V\ Rated current 2A\ IP67\ Trinity dimming\ UL CCC EAC CB CE certification\ Overcurrent Overvoltage Overheat Short Circuit Protection \ Outline size:199*63*35.5mm	48V LED strip	5
	IP67	Dimming	ELG-200-48B	22-01-00-0269	Model: ELG-200-48B\ Input voltage AC100-305V\ Output voltage DC48V\ Rated current 4.16A\ IP67\ Trinity dimming\ UL CCC EAC CB CE certification\ Overcurrent Overvoltage Overheat Short Circuit Protection \ Outline size:244*71*37.5mm	48V LED strip	5
	IP67	Dimming	HLG-480H-48B	22-01-00-0270	Model: HLG-480H-48B\ Input voltage AC90-305V\ Output voltage DC48V\ Rated current 10A\ IP67\ Trinity dimming\ UL CCC EAC CB CE certification\ Overcurrent Overvoltage Overheat Short Circuit Protection \ Outline size:262*125*43.8mm	48V LED strip	7
	IP67	Dimming	HLG-600H-48B	22-01-00-0271	Model: HLG-600H-48B\ Input voltage AC90-305V\ Output voltage DC48V\ Rated current 12.5A\ IP67\ Trinity dimming\ UL CCC EAC CB CE certification\ Overcurrent Overvoltage Overheat Short Circuit Protection \ Outline size:280*140*48.5mm	48V LED strip	7



Free-Dot System

COLORS Free-Dot System is a newly-introduced 48V ceiling recessed system, which is effective in use and almost invisible in look, catering to the trend of architectural integrated lighting. It is in modular design, allowing different modules to flexibly combine and integrate into ceiling at ease thanks to their mounting method. Professional optics including linear modules, spotlight, smart modules and decorative light can be flexibly used, moved and replaced here easily, satisfying personalized needs to the fullest.





HOLA

HOLA refers to a 48V flexible recessed system that can realize re-use of product. It allows different optical modules to be flexibly integrated into ceiling and moved or replaced arbitrarily at ease thanks to their standardized mounting interface, satisfying your diversified design requirements and meanwhile achieving easy replacement of lights at low costs. The bases of modules are designed to fit perfectly into ceiling, calm and concise in look.

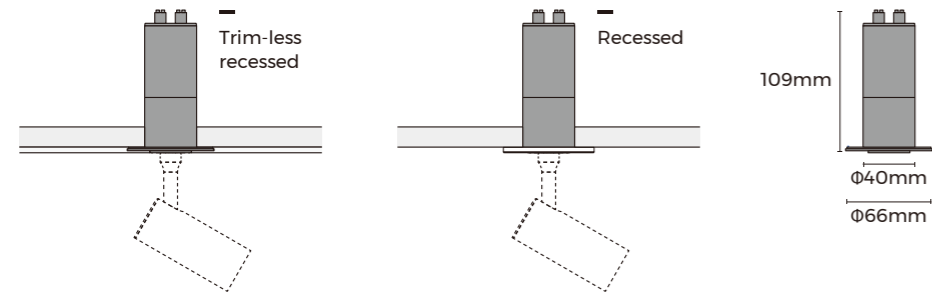


HOLA series

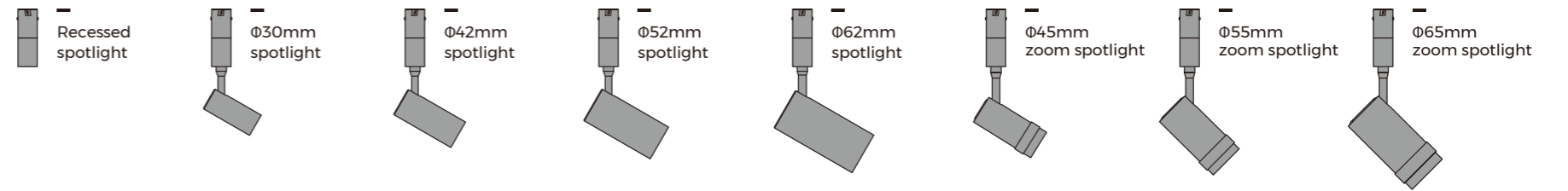
HOLA is a 48V recessed system that can realize re-use of product. Based on its “standardized interface” design, it allows 34 modules to be flexibly and easily integrated into one system, including linear modules, spotlight, decorative module etc., satisfying your diverse design ideas to the fullest. Meanwhile, you can adjust the design or replace modules at any time you want and at very low cost.

System Overview

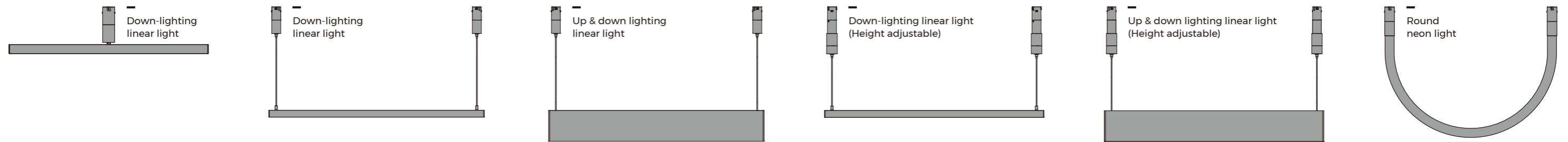
Installation



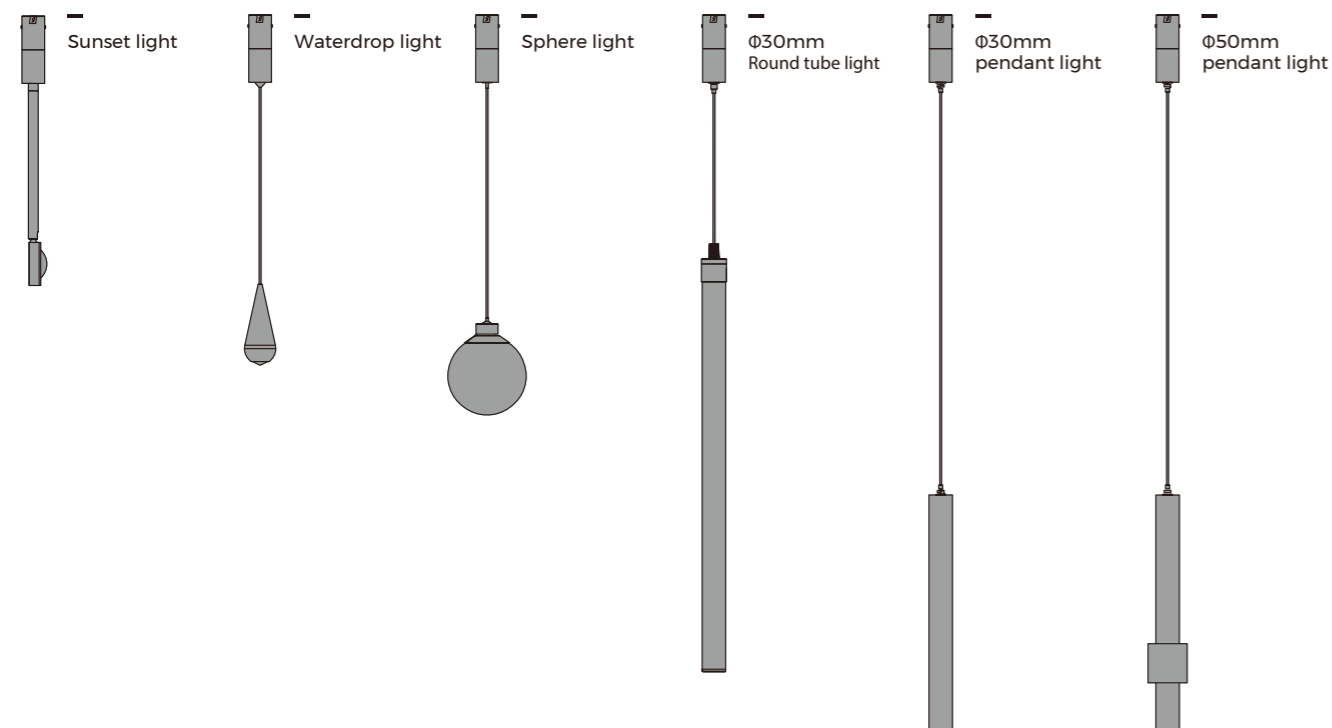
Spotlights



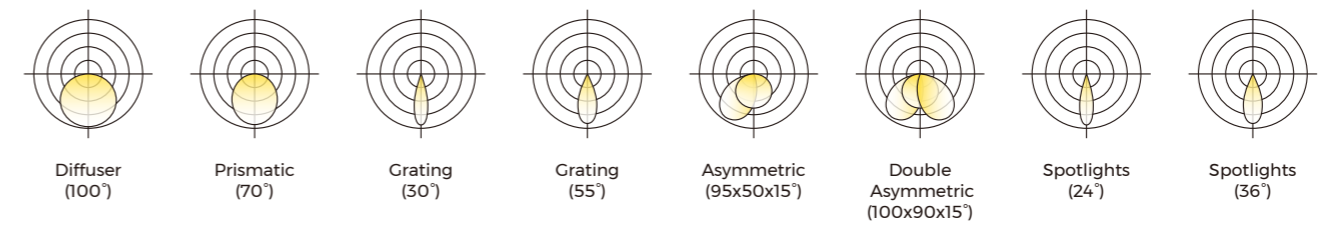
Linear Lights



Decorative Lights



Optics



CCT



Dimming



Certifications



System components



Installation methods

Trim-less recessed



Recessed





Spotlights



Linear Lights (Ceiling)



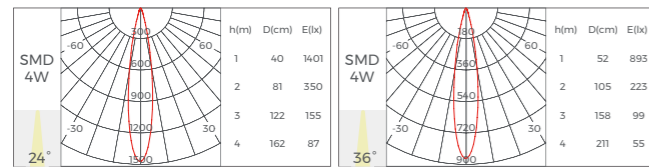
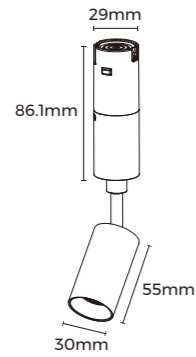
Decorative Lights



Linear Light (Pendant)

HM40S-30 NEW

Spotlight



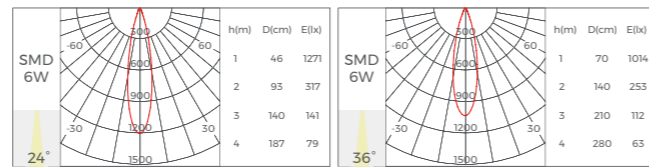
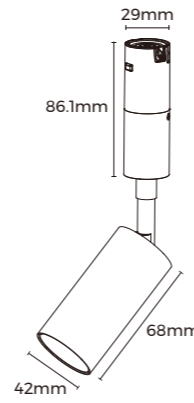
Basic Parameters	
Installation	Ceiling
Opening Size	φ40mm
Size	φ30×55mm
Material	AL6063-T5
Coating	Black
Dimming method	Non/1-10V/DALI-2/Tuya/CASAMBI
Input voltage	DC48V
Application	Indoor
IP grade	IP20
Warranty	3 years
Certification	CE/ROHS/Reach

Luminaire Parameters	
Light source	Brigelix COB
SDCM	<5 Step (ANSI)
UGR	<10
CRI	>90
CCT	2700K/3000K/3500K/4000K
Power(W)	4
Luminous flux(lm)	300
Light efficiency	75LM/W
Beam angle	24°/36°

*The above parameters are based on Ra90, 4000K, 36° light source.

HM40S-42 NEW

Spotlight



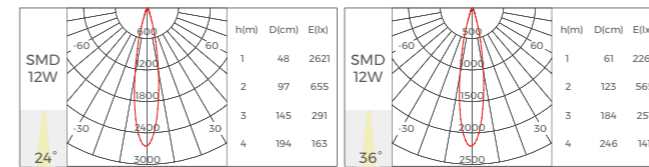
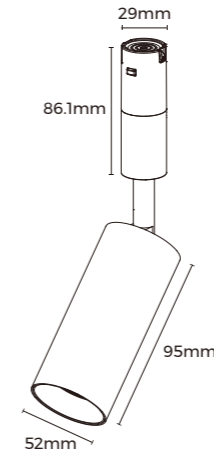
Basic Parameters	
Installation	Ceiling
Opening Size	φ40mm
Size	φ42×68mm
Material	AL6063-T5
Coating	Black
Dimming method	Non/1-10V/DALI-2/Tuya/CASAMBI
Input voltage	DC48V
Application	Indoor
IP grade	IP20
Warranty	3 years
Certification	CE/ROHS/Reach

Luminaire Parameters	
Light source	Brigelix COB
SDCM	<5 Step (ANSI)
UGR	<10
CRI	>90
CCT	2700K/3000K/3500K/4000K
Power(W)	6
Luminous flux(lm)	500
Light efficiency	83LM/W
Beam angle	24°/36°

*The above parameters are based on Ra90, 4000K, 36° light source.

HM40S-52 NEW

Spotlight



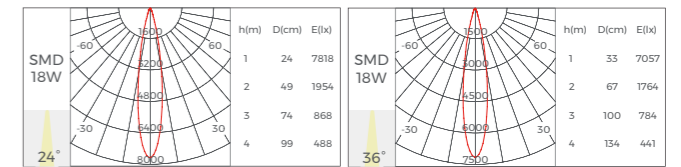
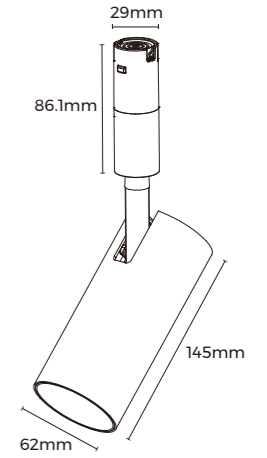
Basic Parameters	
Installation	Ceiling
Opening Size	φ40mm
Size	φ52×95mm
Material	AL6063-T5
Coating	Black
Dimming method	Non/1-10V/DALI-2/Tuya/CASAMBI
Input voltage	DC48V
Application	Indoor
IP grade	IP20
Warranty	3 years
Certification	CE/ROHS/Reach

Luminaire Parameters	
Light source	Brigelix COB
SDCM	<5 Step (ANSI)
UGR	<10
CRI	>90
CCT	2700K/3000K/3500K/4000K
Power(W)	12
Luminous flux(lm)	1020
Light efficiency	85LM/W
Beam angle	24°/36°

*The above parameters are based on Ra90, 4000K, 36° light source.

HM40S-62 NEW

Spotlight



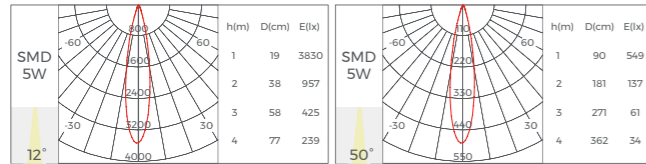
Basic Parameters	
Installation	Ceiling
Opening Size	φ40mm
Size	φ62×145mm
Material	AL6063-T5
Coating	Black
Dimming method	Non/1-10V/DALI-2/Tuya/CASAMBI
Input voltage	DC48V
Application	Indoor
IP grade	IP20
Warranty	3 years
Certification	CE/ROHS/Reach

Luminaire Parameters	
Light source	Brigelix COB
SDCM	<5 Step (ANSI)
UGR	<10
CRI	>90
CCT	2700K/3000K/3500K/4000K
Power(W)	18
Luminous flux(lm)	1080
Light efficiency	60LM/W
Beam angle	15°/24°/36°

*The above parameters are based on Ra90, 4000K, 36° light source.

HM4OSZ-45 NEW

Zoom Spotlight



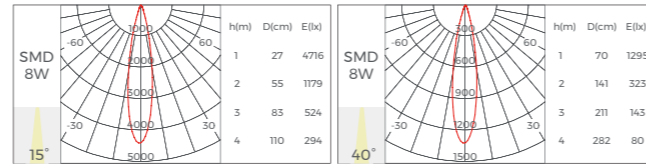
Basic Parameters	
Installation	Ceiling
Opening Size	φ40mm
Size	φ45×100mm
Material	AL6063-T5
Coating	Black
Dimming method	Non/1-10V/DALI-2/Tuya/CASAMBI
Input voltage	DC48V
Application	Indoor
IP grade	IP20
Warranty	3 years
Certification	CE/ROHS/Reach

Luminaire Parameters	
Light source	LEDTEEN COB
SDCM	<5 Step (ANSI)
UGR	<10
CRI	>90
CCT	2700K/3000K/3500K/4000K
Power(W)	5
Luminous flux(lm)	250
Light efficiency	50LM/W
Beam angle	12°-50°

*The above parameters are based on Ra90, 4000K, 50° light source.

HM4OSZ-55 NEW

Zoom Spotlight



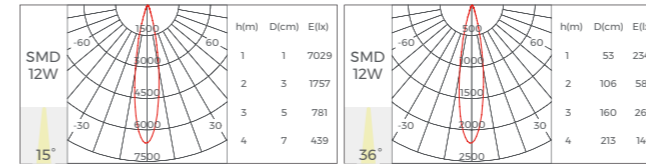
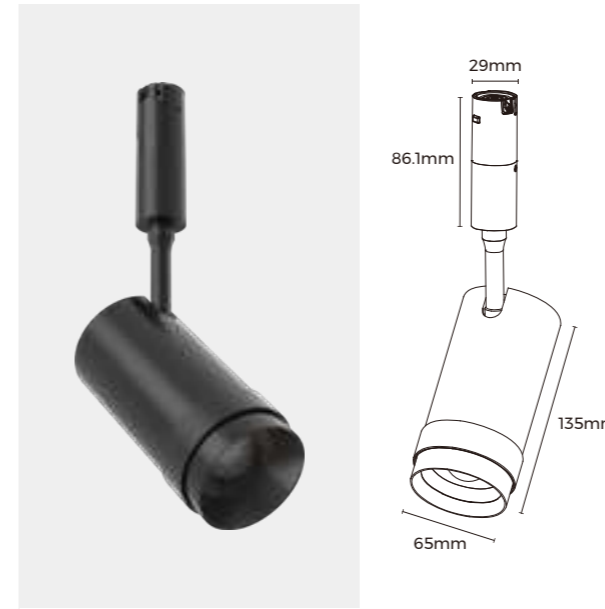
Basic Parameters	
Installation	Ceiling
Opening Size	φ40mm
Size	φ55×115mm
Material	AL6063-T5
Coating	Black
Dimming method	Non/1-10V/DALI-2/Tuya/CASAMBI
Input voltage	DC48V
Application	Indoor
IP grade	IP20
Warranty	3 years
Certification	CE/ROHS/Reach

Luminaire Parameters	
Light source	Brigelux COB
SDCM	<5 Step (ANSI)
UGR	<10
CRI	>90
CCT	2700K/3000K/3500K/4000K
Power(W)	8
Luminous flux(lm)	500
Light efficiency	63LM/W
Beam angle	15°-40°

*The above parameters are based on Ra90, 4000K, 40° light source.

HM4OSZ-65 NEW

Zoom Spotlight



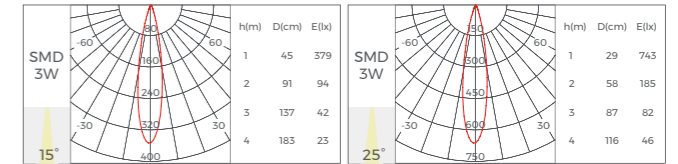
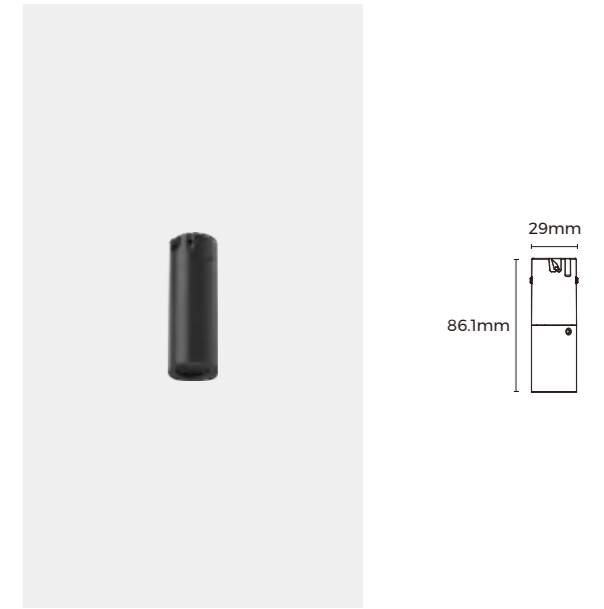
Basic Parameters	
Installation	Ceiling
Opening Size	φ40mm
Size	φ65×135mm
Material	AL6063-T5
Coating	Black
Dimming method	Non/1-10V/DALI-2/Tuya/CASAMBI
Input voltage	DC48V
Application	Indoor
IP grade	IP20
Warranty	3 years
Certification	CE/ROHS/Reach

Luminaire Parameters	
Light source	Brigelux COB
SDCM	<5 Step (ANSI)
UGR	<10
CRI	>90
CCT	2700K/3000K/3500K/4000K
Power(W)	12
Luminous flux(lm)	700
Light efficiency	59LM/W
Beam angle	15°-36°

*The above parameters are based on Ra90, 4000K, 36° light source.

HR4OS-29 NEW

Recessed Spotlight



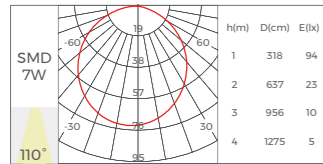
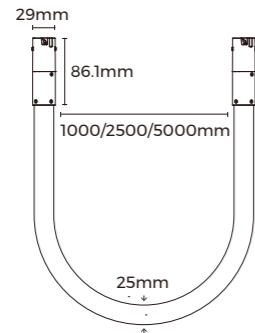
Basic Parameters	
Installation	Recessed
Opening Size	φ40mm
Size	φ29×86.1mm
Material	AL6063-T5
Coating	Black
Dimming method	Non/1-10V/DALI-2/Tuya/CASAMBI
Input voltage	DC48V
Application	Indoor
IP grade	IP20
Warranty	3 years
Certification	CE/ROHS/Reach

Luminaire Parameters	
Light source	Brigelux 3535
SDCM	<5 Step (ANSI)
UGR	<10
CRI	>90
CCT	2700K/3000K/3500K/4000K
Power(W)	3
Luminous flux(lm)	135
Light efficiency	45LM/W
Beam angle	15°/25°

*The above parameters are based on Ra90, 4000K, 25° light source.

HM40NK NEW

Round neon



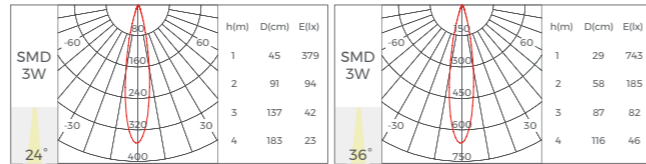
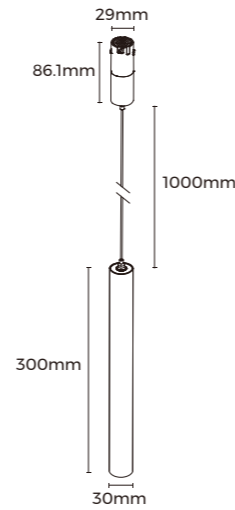
Basic Parameters	
Installation	Ceiling
Opening Size	φ40mm
Size	φ25×1000/2500/5000mm
Material	Silicone Neon
Coating	Black
Dimming method	Non/1-10V/DALI-2/Tuya/CASAMBI
Input voltage	DC48V
Application	Indoor
IP grade	IP20
Warranty	3 years
Certification	CE/ROHS/Reach

Luminaire Parameters			
Light source	Brigelux 2835		
SDCM	<5 Step (ANSI)		
CRI	>90		
CCT	2700K/3000K/3500K/4000K		
Length(mm)	1000	2500	5000
Power(W)	12	30	60
Luminous flux(lm)	840	2100	4200
Light efficiency	70LM/W		
Beam angle	360°		

*The above parameters are based on Ra90, 4000K, light source.

HS40I-30 NEW

Pendant light



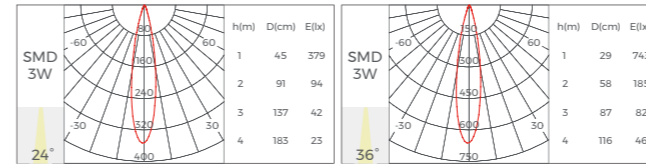
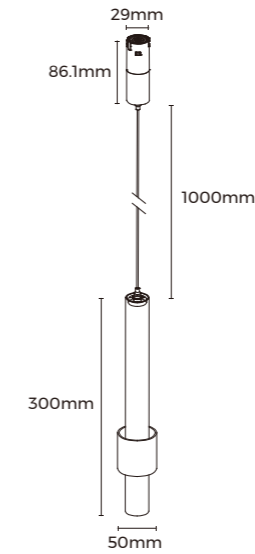
Basic Parameters	
Installation	Pendant
Opening Size	φ40mm
Size	φ30×300mm
Material	AL6063-T5
Coating	Black
Dimming method	Non/1-10V/DALI-2/Tuya/CASAMBI
Input voltage	DC48V
Application	Indoor
IP grade	IP20
Warranty	3 years
Certification	CE/ROHS/Reach

Luminaire Parameters	
Light source	Brigelux COB
SDCM	<5 Step (ANSI)
UGR	<10
CRI	>90
CCT	2700K/3000K/3500K/4000K
Power(W)	6
Luminous flux(lm)	390
Light efficiency	65LM/W
Beam angle	24°/36°

*The above parameters are based on Ra90, 4000K, 36° light source.

HS40I-50 NEW

Pendant light



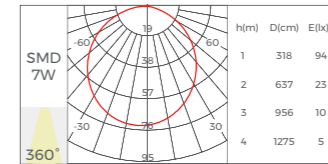
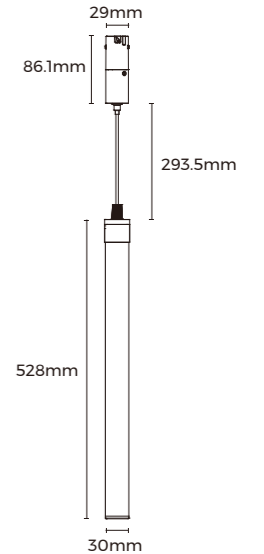

Basic Parameters	
Installation	Pendant
Opening Size	φ40mm
Size	φ50×300mm
Material	AL6063-T5
Coating	Black
Dimming method	Non/1-10V/DALI-2/Tuya/CASAMBI
Input voltage	DC48V
Application	Indoor
IP grade	IP20
Warranty	3 years
Certification	CE/ROHS/Reach

Luminaire Parameters	
Light source	Brigelux COB
SDCM	<5 Step (ANSI)
UGR	<10
CRI	>90
CCT	2700K/3000K/3500K/4000K
Power(W)	6
Luminous flux(lm)	390
Light efficiency	65LM/W
Beam angle	24°/36°

*The above parameters are based on Ra90, 4000K, 36° light source.

HS40IJ-30 NEW

Round tube pendant light



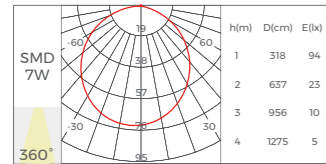
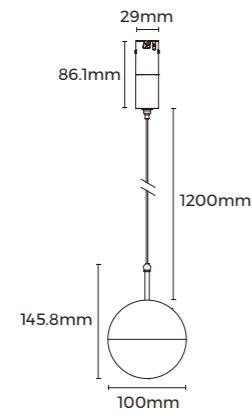

Basic Parameters	
Installation	Pendant
Opening Size	φ40mm
Size	φ30×528mm
Material	Silicone Neon
Coating	Black
Dimming method	Non/1-10V/DALI-2/Tuya/CASAMBI
Input voltage	DC48V
Application	Indoor
IP grade	IP20
Warranty	3 years
Certification	CE/ROHS/Reach

Luminaire Parameters	
Light source	Brigelux 2835
SDCM	<5 Step (ANSI)
UGR	<10
CRI	>90
CCT	2700K/3000K/3500K/4000K
Power(W)	7
Luminous flux(lm)	490
Light efficiency	70LM/W
Beam angle	360°

*The above parameters are based on Ra90, 4000K, light source.

HS40IB-100 NEW

Sphere light



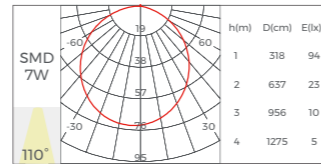
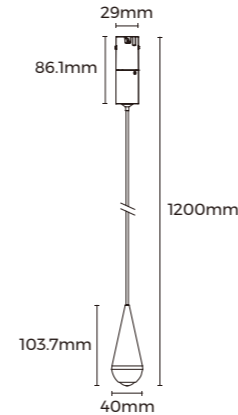
Basic Parameters	
Installation	Ceiling
Opening Size	φ40mm
Size	φ100mm
Material	AL6063-T5
Coating	Black
Dimming method	Non/1-10V/DALI-2/Tuya/CASAMBI
Input voltage	DC48V
Application	Indoor
IP grade	IP20
Warranty	3 years
Certification	CE/ROHS/Reach

Luminaire Parameters	
Light source	Brigelux 2835
SDCM	<5 Step (ANSI)
CRI	>90
CCT	2700K/3000K/3500K/4000K
Power(W)	6
Luminous flux(lm)	600
Light efficiency	100LM/W
Beam angle	360°

*The above parameters are based on Ra90, 4000K, light source.

HS40IW-40 NEW

Waterdrop light



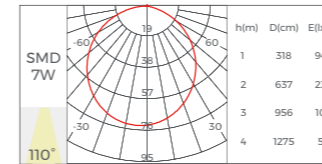
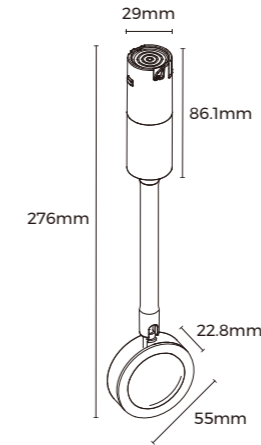
Basic Parameters	
Installation	Pendant
Opening Size	φ40mm
Size	φ40×100mm
Material	AL6063-T5
Coating	Black
Dimming method	Non/1-10V/DALI-2/Tuya/CASAMBI
Input voltage	DC48V
Application	Indoor
IP grade	IP20
Warranty	3 years
Certification	CE/ROHS/Reach

Luminaire Parameters	
Light source	Brigelux COB
SDCM	<5 Step (ANSI)
CRI	>90
CCT	2700K/3000K/3500K/4000K
Power(W)	4
Luminous flux(lm)	360
Light efficiency	90LM/W
Beam angle	110°

*The above parameters are based on Ra90, 4000K, light source.

HM40SS-55 NEW

Sunset light



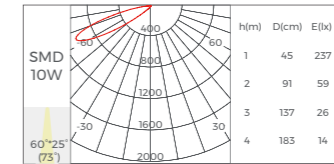
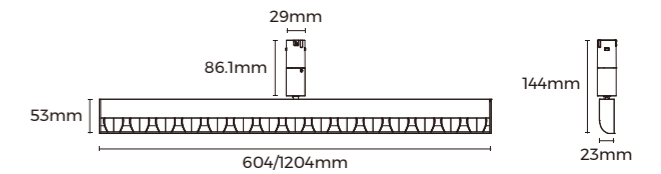
Basic Parameters	
Installation	Ceiling
Opening Size	φ40mm
Size	φ55×22.8mm
Material	AL6063-T5
Coating	Black
Dimming method	Non/1-10V/DALI-2/Tuya/CASAMBI
Input voltage	DC48V
Application	Indoor
IP grade	IP20
Warranty	3 years
Certification	CE/ROHS/Reach

Luminaire Parameters	
Light source	Brigelux COB
SDCM	<5 Step (ANSI)
CRI	>90
CCT	Colorful (1500K)
Power(W)	3
Luminous flux(lm)	170
Light efficiency	57LM/W
Beam angle	110°

*The above parameters are based on Ra90, 1500K, light source.

HM40GW NEW

Wall washer



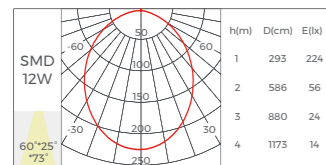
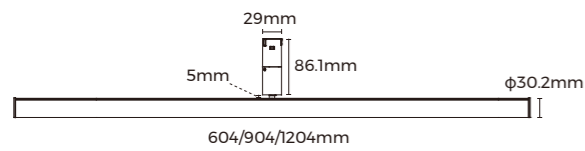

Luminaire Parameters	
Installation	Ceiling
Opening Size	φ40mm
Size	23×53mm
Material	AL6063-T5
Coating	Black
Dimming method	Non/1-10V/DALI-2/Tuya/CASAMBI
Input voltage	DC48V
Application	Indoor
IP grade	IP20
Warranty	3 years
Certification	CE/ROHS/Reach

Luminaire Parameters		
Light source	OSRAM 3030	
SDCM	<3 Step (ANSI)	
CRI	>90	
CCT	2700K/3000K/3500K/4000K	
Length(mm)	604	1204
Power(W)	10	20
Luminous flux(lm)	900	1800
Light efficiency	90LM/W	
Beam angle	60°x25°x73°	

*The above parameters are based on Ra90, 4000K, light source.

HM40CD NEW

Round tube



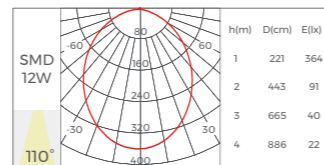
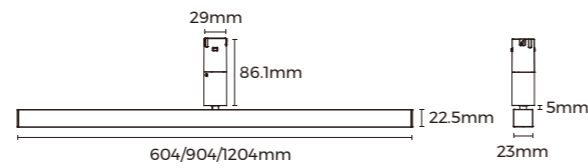

Basic Parameters	
Installation	Ceiling
Opening Size	φ40mm
Size	φ30mm
Material	AL6063-T5
Coating	Black
Dimming method	Non/1-10V/DALI-2/Tuya/CASAMBI
Input voltage	DC48V
Application	Indoor
IP grade	IP20
Warranty	3 years
Certification	CE/ROHS/Reach

Luminaire Parameters			
Light source	Brigelux 2835		
SDCM	<3 Step (ANSI)		
CRI	>90		
CCT	2700K/3000K/3500K/4000K		
Length(mm)	604	904	1204
Power(W)	12	18	24
Luminous flux(lm)	1200	1800	2400
Light efficiency	100LM/W		
Beam angle	200°x110°		

*The above parameters are based on Ra90, 4000K, light source.

HM40FD NEW

Diffuser



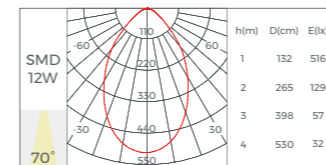
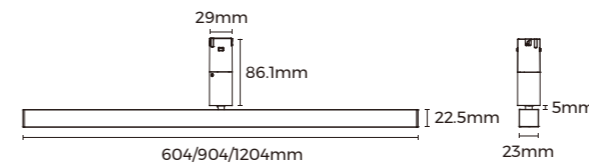

Basic Parameters	
Installation	Ceiling
Opening Size	φ40mm
Size	23x22.5mm
Material	AL6063-T5
Coating	Black
Dimming method	Non/1-10V/DALI-2/Tuya/CASAMBI
Input voltage	DC48V
Application	Indoor
IP grade	IP20
Warranty	3 years
Certification	CE/ROHS/Reach

Luminaire Parameters			
Light source	Brigelux 2835		
SDCM	<3 Step (ANSI)		
CRI	>90		
CCT	2700K/3000K/3500K/4000K		
Length(mm)	604	904	1204
Power(W)	12	18	24
Luminous flux(lm)	900	1350	1800
Light efficiency	75LM/W		
Beam angle	110°		

*The above parameters are based on Ra90, 4000K, light source.

HM40FP NEW

Prismatic



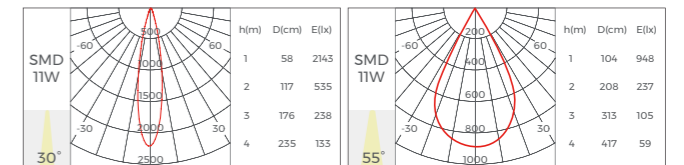
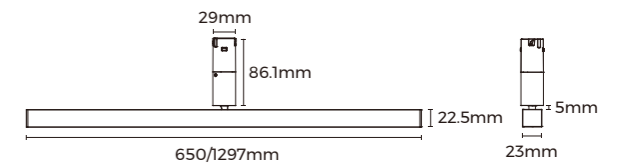

Basic Parameters	
Installation	Ceiling
Opening Size	φ40mm
Size	23x22.5mm
Material	AL6063-T5
Coating	Black
Dimming method	Non/1-10V/DALI-2/Tuya/CASAMBI
Input voltage	DC48V
Application	Indoor
IP grade	IP20
Warranty	3 years
Certification	CE/ROHS/Reach

Luminaire Parameters			
Light source	Brigelux 2835		
SDCM	<3 Step (ANSI)		
CRI	>90		
CCT	2700K/3000K/3500K/4000K		
Length(mm)	604	904	1204
Power(W)	12	18	24
Luminous flux(lm)	960	1140	1920
Light efficiency	80LM/W		
Beam angle	70°		

*The above parameters are based on Ra90, 4000K, light source.

HM40G NEW

Grating



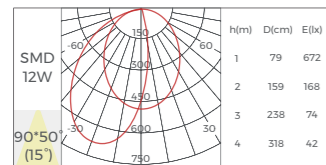
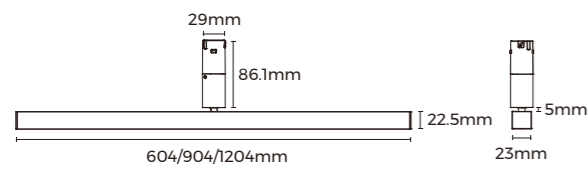
Basic Parameters	
Installation	Ceiling
Opening Size	φ40mm
Size	23x22.5mm
Material	AL6063-T5
Coating	Black
Dimming method	Non/1-10V/DALI-2/Tuya/CASAMBI
Input voltage	DC48V
Application	Indoor
IP grade	IP20
Warranty	3 years
Certification	CE/ROHS/Reach

Luminaire Parameters		
Light source	OSRAM 2835	
SDCM	<3 Step (ANSI)	
CRI	>90	
CCT	2700K/3000K/3500K/4000K	
Length(mm)	650	1297
Power(W)	13	26
Luminous flux(lm)	910	1820
Light efficiency	70LM/W	
Beam angle	30°/55°	

*The above parameters are based on Ra90, 4000K, 30° light source.

HM4OLA NEW

Asymmetric



Basic Parameters

Installation	Ceiling
Opening Size	φ40mm
Size	23×22.5mm
Material	AL6063-T5
Coating	Black
Dimming method	Non/1-10V/DALI-2/Tuya/CASAMBI
Input voltage	DC48V
Application	Indoor
IP grade	IP20
Warranty	3 years
Certification	CE/ROHS/Reach

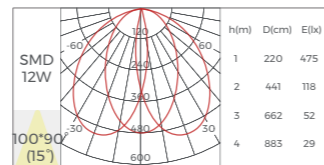
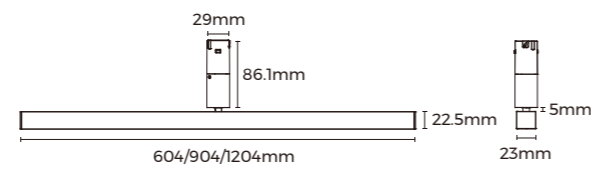
Luminaire Parameters

Light source	Brigelix 2835		
SDCM	<3 Step (ANSI)		
CRI	>90		
CCT	2700K/3000K/3500K/4000K		
Length(mm)	604	904	1204
Power(W)	12	18	24
Luminous flux(lm)	1200	1800	2400
Light efficiency	100LM/W		
Beam angle	90°x45°x15°		

*The above parameters are based on Ra90, 4000K, light source.

HM4OLS NEW

Double Asymmetric



Basic Parameters

Installation	Ceiling
Opening Size	φ40mm
Size	23×22.5mm
Material	AL6063-T5
Coating	Black
Dimming method	Non/1-10V/DALI-2/Tuya/CASAMBI
Input voltage	DC48V
Application	Indoor
IP grade	IP20
Warranty	3 years
Certification	CE/ROHS/Reach

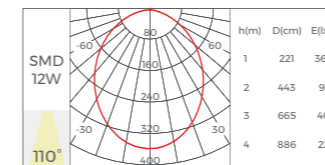
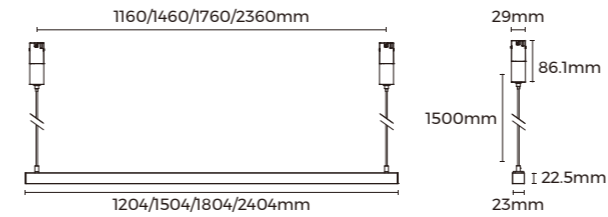

Luminaire Parameters

Light source	Brigelix 2835		
SDCM	<3 Step (ANSI)		
CRI	>90		
CCT	2700K/3000K/3500K/4000K		
Length(mm)	604	904	1204
Power(W)	12	18	24
Luminous flux(lm)	1200	1800	2400
Light efficiency	100LM/W		
Beam angle	100°x90°x15°		

*The above parameters are based on Ra90, 4000K, light source.

HS40FD NEW

Diffuser



Basic Parameters

Installation	Pendant
Opening Size	φ40mm
Size	23×22.5mm
Material	AL6063-T5
Coating	Black
Dimming method	Non/1-10V/DALI-2/Tuya/CASAMBI
Input voltage	DC48V
Application	Indoor
IP grade	IP20
Warranty	3 years
Certification	CE/ROHS/Reach

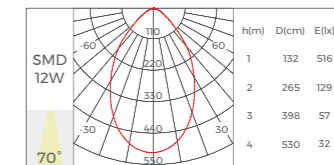
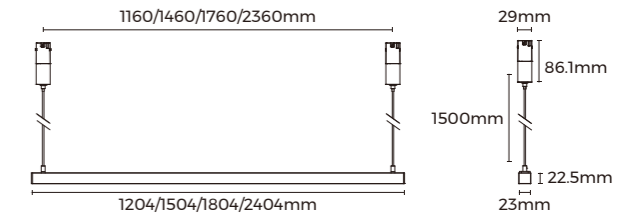
Luminaire Parameters

Light source	Brigelix 2835			
SDCM	<3 Step (ANSI)			
CRI	>90			
CCT	2700K/3000K/3500K/4000K			
Length(mm)	1204	1504	1804	2404
Power(W)	24	30	36	48
Luminous flux(lm)	1800	2250	2700	3600
Light efficiency	75LM/W			
Beam angle	110°			

*The above parameters are based on Ra90, 4000K, light source.

HS40FP NEW

Prismatic



Basic Parameters

Installation	Pendant
Opening Size	φ40mm
Size	23×22.5mm
Material	AL6063-T5
Coating	Black
Dimming method	Non/1-10V/DALI-2/Tuya/CASAMBI
Input voltage	DC48V
Application	Indoor
IP grade	IP20
Warranty	3 years
Certification	CE/ROHS/Reach

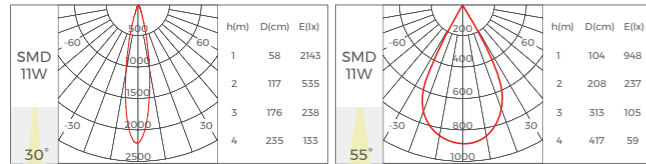
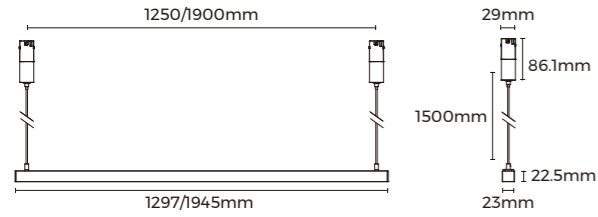
Luminaire Parameters

Light source	Brigelix 2835			
SDCM	<3 Step (ANSI)			
CRI	>90			
CCT	2700K/3000K/3500K/4000K			
Length(mm)	1204	1504	1804	2404
Power(W)	24	30	36	48
Luminous flux(lm)	1920	2400	2880	3840
Light efficiency	80LM/W			
Beam angle	70°			

*The above parameters are based on Ra90, 4000K, light source.

HS40G NEW

Grating



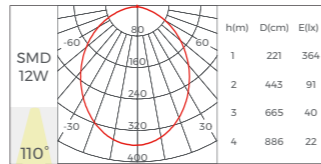
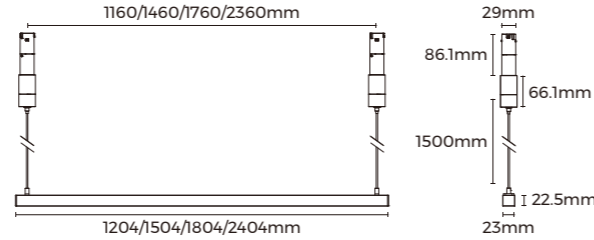

Basic Parameters	
Installation	Pendant
Opening Size	φ40mm
Size	23×22.5mm
Material	AL6063-T5
Coating	Black
Dimming method	Non/1-10V/DALI-2/Tuya/CASAMBI
Input voltage	DC48V
Application	Indoor
IP grade	IP20
Warranty	3 years
Certification	CE/ROHS/Reach

Luminaire Parameters	
Light source	OSRAM 2835
SDCM	<3 Step (ANSI)
CRI	>90
CCT	2700K/3000K/3500K/4000K
Length(mm)	1297 1945
Power(W)	26 39
Luminous flux(lm)	1820 2730
Light efficiency	70LM/W
Beam angle	30°/55°

*The above parameters are based on Ra90, 4000K, 30° light source.

HS40FD(A) NEW

Diffuser



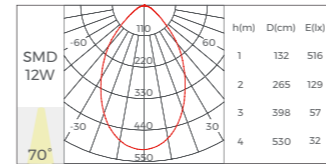
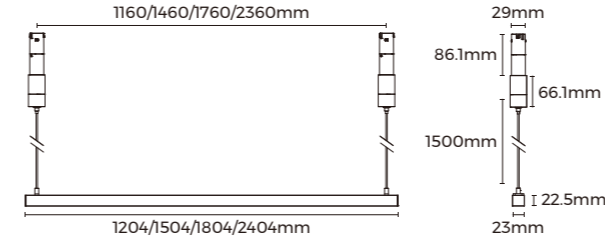
Basic Parameters	
Installation	Pendant
Opening Size	φ40mm
Size	23×22.5mm
Material	AL6063-T5
Coating	Black
Dimming method	Non/1-10V/DALI-2/Tuya/CASAMBI
Input voltage	DC48V
Application	Indoor
IP grade	IP20
Warranty	3 years
Certification	CE/ROHS/Reach

Luminaire Parameters	
Light source	Brigelix 2835
SDCM	<3 Step (ANSI)
CRI	>90
CCT	2700K/3000K/3500K/4000K
Length(mm)	1204 1504 1804 2404
Power(W)	24 30 36 48
Luminous flux(lm)	1800 2250 2700 3600
Light efficiency	75LM/W
Beam angle	110°

*The above parameters are based on Ra90, 4000K, light source.

HS40FP(A) NEW

Prismatic



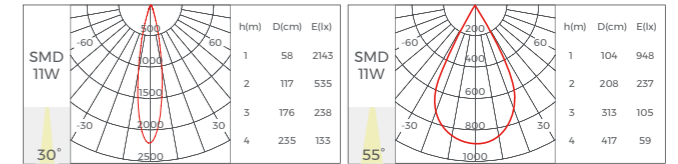
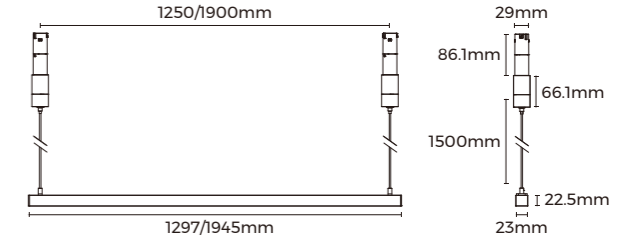
Basic Parameters	
Installation	Pendant
Opening Size	φ40mm
Size	23×22.5mm
Material	AL6063-T5
Coating	Black
Dimming method	Non/1-10V/DALI-2/Tuya/CASAMBI
Input voltage	DC48V
Application	Indoor
IP grade	IP20
Warranty	3 years
Certification	CE/ROHS/Reach

Luminaire Parameters	
Light source	Brigelix 2835
SDCM	<3 Step (ANSI)
CRI	>90
CCT	2700K/3000K/3500K/4000K
Length(mm)	1204 1504 1804 2404
Power(W)	24 30 36 48
Luminous flux(lm)	1920 2400 2880 3840
Light efficiency	80LM/W
Beam angle	70°

*The above parameters are based on Ra90, 4000K, light source.

HS40G(A) NEW

Grating



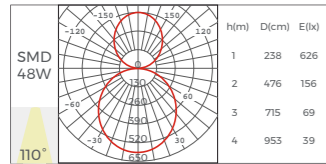
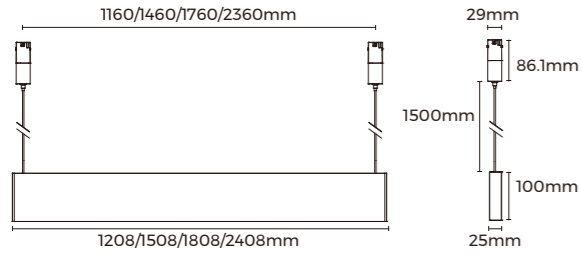

Basic Parameters	
Installation	Pendant
Opening Size	φ40mm
Size	23×22.5mm
Material	AL6063-T5
Coating	Black
Dimming method	Non/1-10V/DALI-2/Tuya/CASAMBI
Input voltage	DC48V
Application	Indoor
IP grade	IP20
Warranty	3 years
Certification	CE/ROHS/Reach

Luminaire Parameters	
Light source	OSRAM 2835
SDCM	<3 Step (ANSI)
CRI	>90
CCT	2700K/3000K/3500K/4000K
Length(mm)	1297 1945
Power(W)	26 39
Luminous flux(lm)	1820 2730
Light efficiency	70LM/W
Beam angle	30°/55°

*The above parameters are based on Ra90, 4000K, 30° light source.

HH40FD NEW

Diffuser



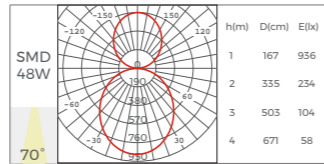
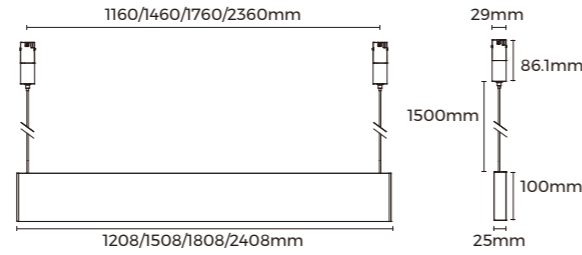

Basic Parameters	
Installation	Pendant
Opening Size	φ40mm
Size	25×100mm
Material	AL6063-T5
Coating	Black
Dimming method	Non/1-10V/DALI-2/Tuya/CASAMBI
Input voltage	DC48V
Application	Indoor
IP grade	IP20
Warranty	3 years
Certification	CE/ROHS/Reach

Luminaire Parameters				
Light source	Brigelix 2835			
SDCM	<3 Step (ANSI)			
CRI	>90			
CCT	2700K/3000K/3500K/4000K			
Length(mm)	1208	1508	1808	2408
Power(W)	48	60	72	96
Luminous flux(lm)	2880	3600	4320	5760
Light efficiency	60LM/W			
Beam angle	110°			

*The above parameters are based on Ra90, 4000K, light source.

HH40FP NEW

Prismatic



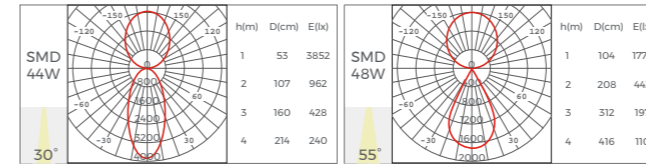
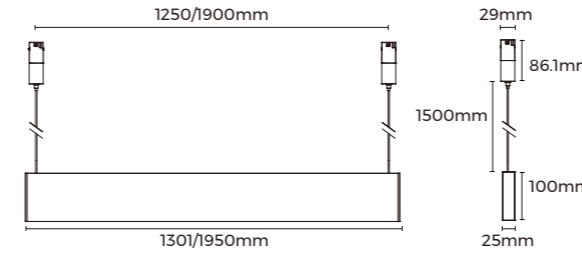

Basic Parameters	
Installation	Pendant
Opening Size	φ40mm
Size	25×100mm
Material	AL6063-T5
Coating	Black
Dimming method	Non/1-10V/DALI-2/Tuya/CASAMBI
Input voltage	DC48V
Application	Indoor
IP grade	IP20
Warranty	3 years
Certification	CE/ROHS/Reach

Luminaire Parameters				
Light source	Brigelix 2835			
SDCM	<3 Step (ANSI)			
CRI	>90			
CCT	2700K/3000K/3500K/4000K			
Length(mm)	1208	1508	1808	2408
Power(W)	48	60	72	96
Luminous flux(lm)	2976	3720	4464	5952
Light efficiency	62LM/W			
Beam angle	70°			

*The above parameters are based on Ra90, 4000K, light source.

HH40G NEW

Grating



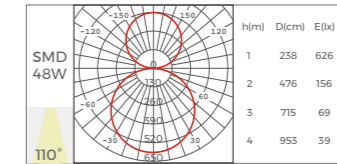
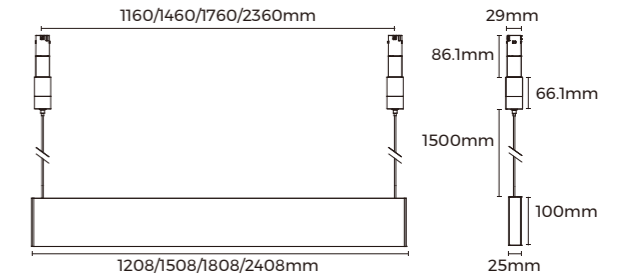

Basic Parameters	
Installation	Pendant
Opening Size	φ40mm
Size	25×100mm
Material	AL6063-T5
Coating	Black
Dimming method	Non/1-10V/DALI-2/Tuya/CASAMBI
Input voltage	DC48V
Application	Indoor
IP grade	IP20
Warranty	3 years
Certification	CE/ROHS/Reach

Luminaire Parameters		
Light source	OSRAM 2835	
SDCM	<3 Step (ANSI)	
CRI	>90	
CCT	2700K/3000K/3500K/4000K	
Length(mm)	1301	1950
Power(W)	53	78
Luminous flux(lm)	2862	4212
Light efficiency	54LM/W	
Beam angle	30°/55°	

*The above parameters are based on Ra90, 4000K, 30° light source.

HH40FD(A) NEW

Diffuser



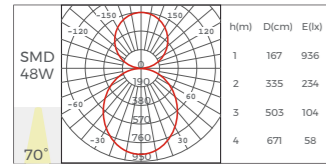
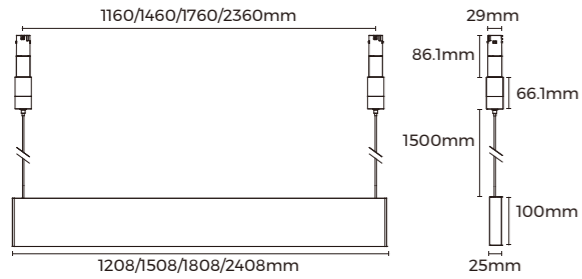

Basic Parameters	
Installation	Pendant
Opening Size	φ40mm
Size	25×100mm
Material	AL6063-T5
Coating	Black
Dimming method	Non/1-10V/DALI-2/Tuya/CASAMBI
Input voltage	DC48V
Application	Indoor
IP grade	IP20
Warranty	3 years
Certification	CE/ROHS/Reach

Luminaire Parameters				
Light source	Brigelix 2835			
SDCM	<3 Step (ANSI)			
CRI	>90			
CCT	2700K/3000K/3500K/4000K			
Length(mm)	1208	1508	1808	2408
Power(W)	48	60	72	96
Luminous flux(lm)	2880	3600	4320	5760
Light efficiency	60LM/W			
Beam angle	110°			

*The above parameters are based on Ra90, 4000K, light source.

HH40FP(A) NEW

Prismatic



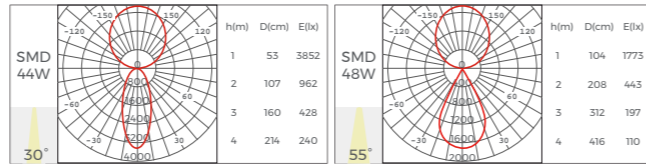
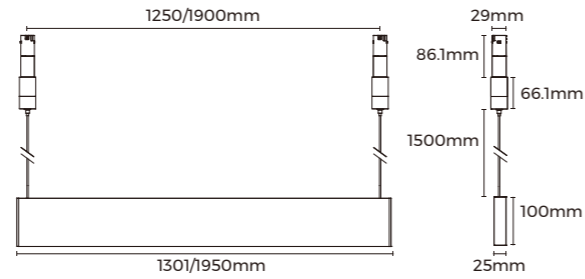

Basic Parameters	
Installation	Pendant
Opening Size	φ40mm
Size	25×100mm
Material	AL6063-T5
Coating	Black
Dimming method	Non/1-10V/DALI-2/Tuya/CASAMBI
Input voltage	DC48V
Application	Indoor
IP grade	IP20
Warranty	3 years
Certification	CE/ROHS/Reach

Luminaire Parameters				
Light source	Brigelix 2835			
SDCM	<3 Step (ANSI)			
CRI	>90			
CCT	2700K/3000K/3500K/4000K			
Length(mm)	1208	1508	1808	2408
Power(W)	48	60	72	96
Luminous flux(lm)	2976	3720	4464	5952
Light efficiency	62LM/W			
Beam angle	70°			

*The above parameters are based on Ra90, 4000K, light source.

HH40G(A) NEW

Grating



Basic Parameters	
Installation	Pendant
Opening Size	φ40mm
Size	25×100mm
Material	AL6063-T5
Coating	Black
Dimming method	Non/1-10V/DALI-2/Tuya/CASAMBI
Input voltage	DC48V
Application	Indoor
IP grade	IP20
Warranty	3 years
Certification	CE/ROHS/Reach

Luminaire Parameters		
Light source	OSRAM 2835	
SDCM	<3 Step (ANSI)	
CRI	>90	
CCT	2700K/3000K/3500K/4000K	
Length(mm)	1301	1950
Power(W)	53	78
Luminous flux(lm)	2862	4212
Light efficiency	54LM/W	
Beam angle	30°/55°	

*The above parameters are based on Ra90, 4000K, 30° light source.

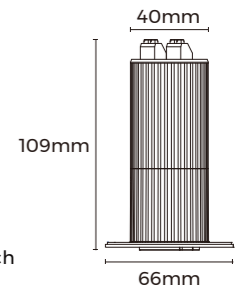
Accessories List

Base of module



RA-HR40

Material: PC+ADC12
 Coating: Black
 Open Size: φ42mm
 Input voltage: DC48V
 Rated Power: 150W
 Rated Current: 3A
 Certification: CE, Rohs, Reach
 Warranty: 3 years




Recessed cover



CV-HR40

Material: PC
 Coating: White
 Size: φ69×4.1mm

Quick connector

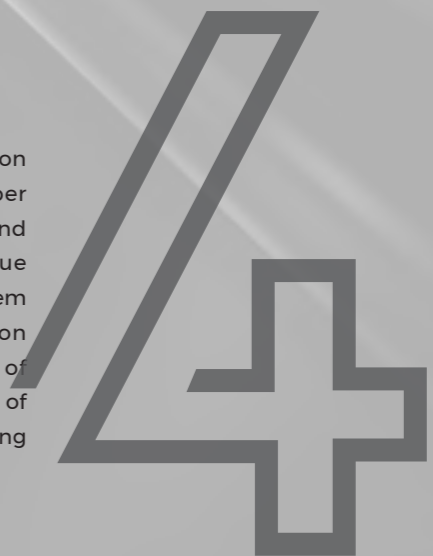


TB-02

Material: PA6
 Size: L38×W9.4×H10.5mm
 Applicable wires: 0.5-4mm² (Solid wire)
 0.5-2.5mm² (Stranded wire)
 Rated Voltage: 250V/600V
 Rated Current: 32A
 Certification: CE
 Warranty: 3 years

Track System

COLORS Track System includes 48VDC TLS-R neon track, TLSE-M20 magnetic track and TLS-S60 super module. They bring together spotlights, flexible and rigid linear lights in one system to achieve unique lighting designs and creative applications. The system can achieve easy splicing, cornering and rotation of track, as well as quick electrical connection of lighting modules in virtue of magnets and a wealth of accessories, a decorative element far beyond lighting purpose indeed.



Product Series

Track system includes 48VDC TLS-R neon track, TLSE-M20 magnetic track and TLS-S60 Super Module to achieve flexible combination of multiple optical modules.


TLS-S60

TLS-S60 is a 220V modular track system which brings linear module, spotlight and sensor modules in one. It is 40 link-able, easy for power feeding. The system has 11+ optics including 145lm/W diffuse module, UGR<19 flood lighting modules and spotlight that can control light precisely. It includes sensor modules and supports On/off, 1-10V dimming, DALI 2 + PushDim, designed for high-end smart office and commercial lighting.




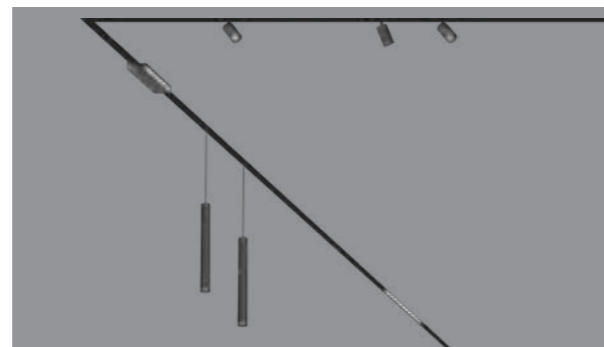
TLS-R

TLS-R is a DC48V neon track system which first combine 360° round neon and rigid track in one masterly. The system has 14+ optics including spotlight, linear modules and decorative modules for flexible combination to achieve various applications and myriad styling. The series is available in pendant and surface-mounted versions, can achieve easy installation by magnets and a wealth of accessories, displaying boundless potentials for linear lighting application.




TLSE-M20

TLSE-M20 is a DC48V magnetic track system of 20mm width. Its magnetic design offers great DIY convenience to flexibly combine linear modules, spotlights, pendant lights and decorative neon flex in one system, achieving all your lighting demands like basic flood lighting, accent lighting or decorative lighting, suitable for residential villas, hotel clubs, entertainment venues or commercial exhibitions, etc.



Application




TLS-S60

TLS-S60 is a 220V modular track system which brings linear module, spotlight and sensor modules in one. It is 40 link-able, easy for power feeding. The system has 11+ optics including 145lm/ W diffuse module, UGR<19 flood lighting modules and spotlight that can control light precisely. It includes sensor modules and supports On/ off, 1-10V dimming, DALI2 + PushDim, designed for high-end smart office and commercial lighting.

TLS-S60 Track System Solution

TLS-S60 Super Module is a highly-integrated multi-functional modular track system. It integrates wiring and modules installation in one, minimizing effort and cost of installation and future maintenance.



11+ optical modules include diffuse 110lm/W, high-efficiency 140lm/W, grating, louver, UGR<19, honeycomb, asymmetric, double asymmetric, spotlight. Multiple smart control modules include CCT DIP switch, emergency driver and presence sensor. Provide systematic solution for use in office, retail, public space.

1

TRACK

Installation:
Pendant / Surface mounted

Finishes:



White Black

2

CORNER*5

L/ X/ T/ L outer/ L inner corners



3

STANDARD MODULE*11

Flood lighting: Diffuser/ prismatic/ louver/ honeycomb/asymmetric
Accent lighting: grating/ double asymmetric, spotlight, etc.
UGR<19 deep anti-glare, 145lm/W high efficiency.

4


SMART CONTROL SYSTEM

0-10V/ DALI2 + PUSH/ Non dimming/ Tuya/ CASAMBI optional. Presence sensor, emergency driver and CCT DIP switch for smart lighting system.

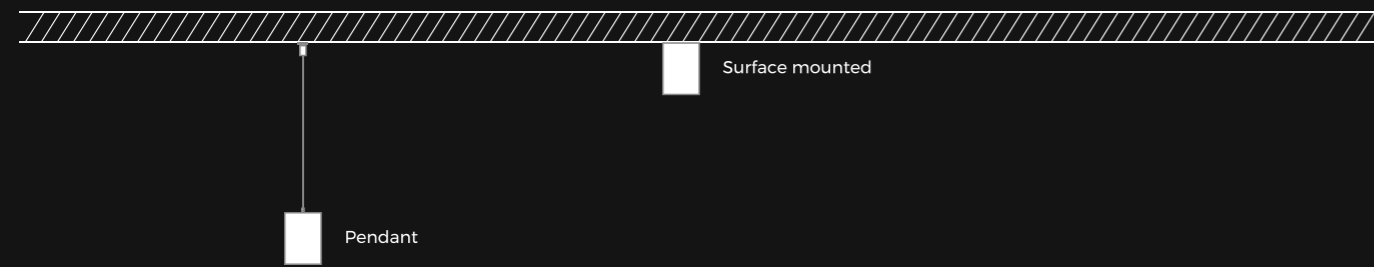
5

CONTINUOUS LIGHT

50m ultra-long flexible diffuser for large-span continuous lighting.




Installation×2



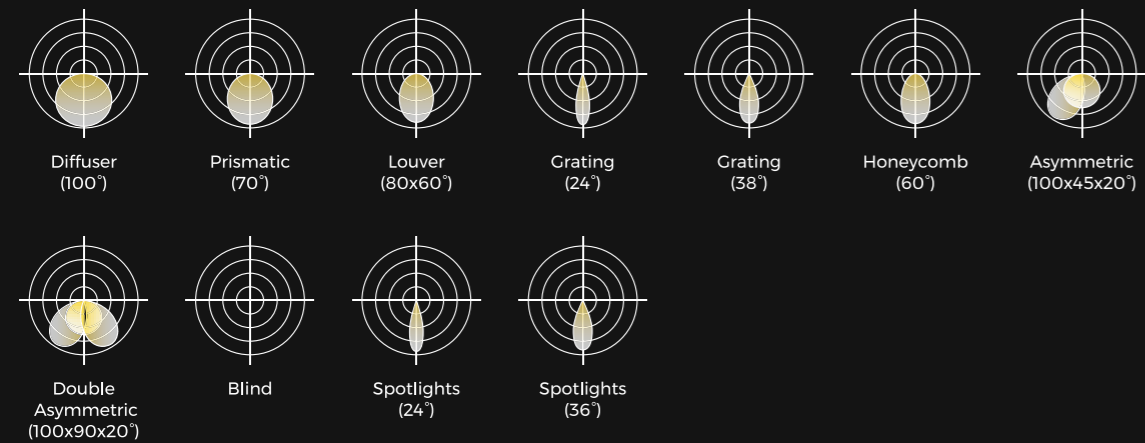
Finishes×2



Module×11




Optics×11



CCT



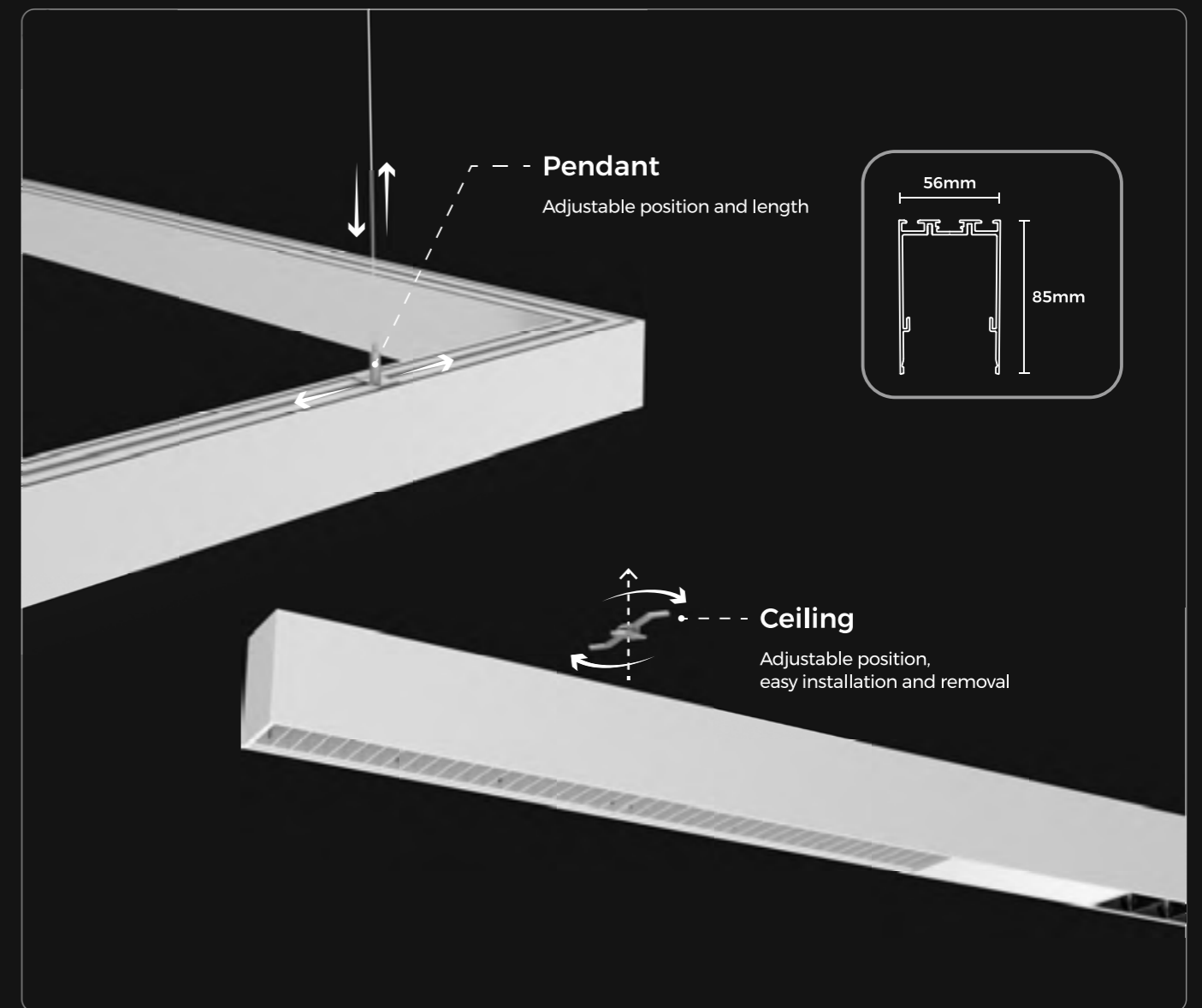
Dimming



Certifications



Installation×2



Corner×5



Standard Integrated Module List

FLOOD LIGHTING



ACCENT LIGHTING



SMART CONTROL




S60FD DIFFUSED MODULE
145LM/W HIGH EFFICIENCY



S60G GRATING MODULE
24°/38°



CS-S60 PRESENCE SENSOR MODULE




S60FP PRISMATIC MODULE
UGR<19 deep anti-glare



S60S-42WA EXTERNAL
1-HEAD SPOTLIGHT MODULE
24°/36°



S60FD DIFFUSED MODULE
(EMERGENCY POWER VERSION)
3hrs of battery duration



S60BD LOUVER MODULE
UGR<19 deep anti-glare



S60S-52WA EXTERNAL
1-HEAD SPOTLIGHT MODULE
24°/36°


FLEXIBLE DIFFUSER (SEAM-LESS ULTRA-LONG)




S60HP HONEYCOMB MODULE
UGR<19 deep anti-glare





S60S-23WC EXTERNAL RETRACTABLE
3-HEAD SPOTLIGHT MODULE
24°/36°



S60LA ASYMMETRIC MODULE/
S60LS DOUBLE ASYMMETRIC MODULE
100°×45°×20°/100°××20°

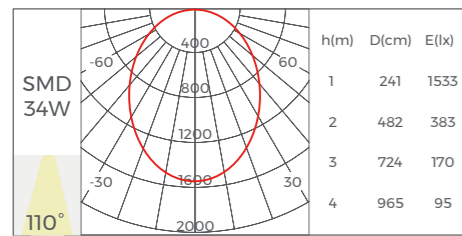
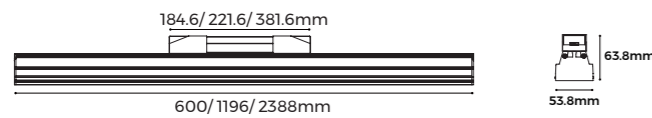


S60S-35RB RECESSED SPOTLIGHT MODULE
24°/36°



S60FD

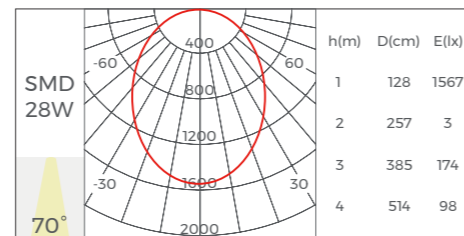
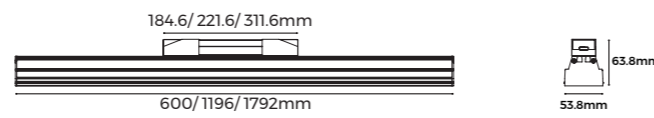

Diffuser



Luminaire Parameters	
Light source	Brigelux 2835\Qizhi 2835
SDCM	≤3 Step(ANSI)
CRI	80\90
CCT	2700\3000\3500\4000\5000\6500\3000-6500K
Length(mm)	600 1196 2388
Power(w)	17 34 68
luminous flux(lm)	1904 3808 7616
luminous flux(lm)	2431 4862 9724
Light efficiency	110LM/ W, 145M/ W
Beam angle	110°
Coating	Black ● White ○
Dimming method	Non/ DALI-2+PUSH/1-10V/ Tuya/ CASAMBI
Input voltage	AC220-240V
Application	Indoor
IP grade	IP20
Warranty	5 years (emergency model: 3 years)
Emergency lighting	3H optional
Certification	CE, CB, UKCA, SAA, Rohs, Reach

S60FP

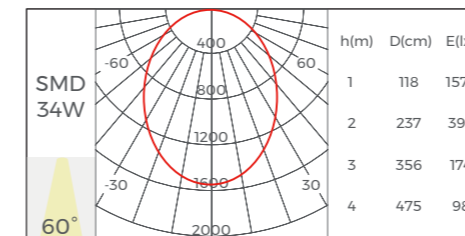
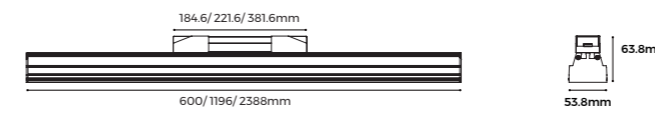

Prismatic



Luminaire Parameters	
Light source	Brigelux 2835
SDCM	≤3 Step(ANSI)
UGR	<19 (X=4H, Y=8H)
CRI	80\90
CCT	2700\3000\3500\4000\5000\6500\3000-6500K
Length(mm)	600 1196 1792
Power(w)	14 28 40
luminous flux(lm)	1200 2380 3400
Light efficiency	85LM/ W
Beam angle	70°
Coating	Black ● White ○
Dimming method	Non/ DALI-2+PUSH/1-10V/ Tuya/ CASAMBI
Input voltage	AC220-240V
Application	Indoor
IP grade	IP20
Warranty	5 years (emergency model: 3 years)
Emergency lighting	3H optional
Certification	CE, CB, UKCA, SAA, Rohs, Reach

S60HP

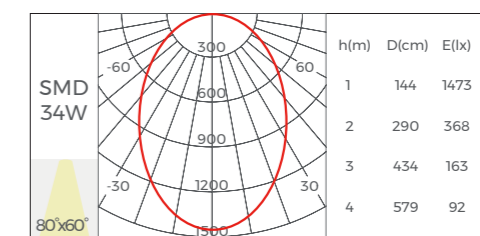
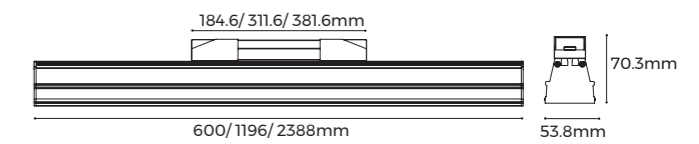

Honeycomb



Luminaire Parameters	
Light source	Brigelux 2835
SDCM	≤3 Step(ANSI)
UGR	<19 (X=4H, Y=8H)
CRI	80\90
CCT	2700\3000\3500\4000\5000\6500\3000-6500K
Length(mm)	600 1196 2388
Power(w)	17 34 68
luminous flux(lm)	990 1980 3950
Light efficiency	60LM/ W
Beam angle	60°
Coating	Black ● White ○
Dimming method	Non/ DALI-2+PUSH/1-10V/ Tuya/ CASAMBI
Input voltage	AC220-240V
Application	Indoor
IP grade	IP20
Warranty	5 years
Certification	CE, CB, UKCA, SAA, Rohs, Reach

S60BD

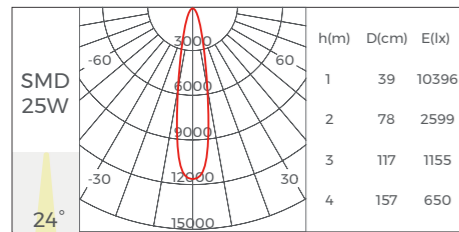
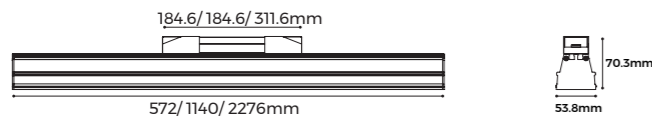
Louver



Luminaire Parameters	
Light source	Brigelux 2835
SDCM	≤3 Step(ANSI)
UGR	<19 (X=4H, Y=8H)
CRI	80\90
CCT	2700\3000\3500\4000\5000\6500\3000-6500K
Length(mm)	600 1196 2388
Power(w)	17 34 68
luminous flux	1110 2210 4420
Light efficiency	65LM/ W
Beam angle	(80° x60°)
Coating	Black ● White ○
Dimming method	Non/ DALI-2+PUSH/1-10V/ Tuya/ CASAMBI
Input voltage	AC220-240V
Application	Indoor
IP grade	IP20
Warranty	5 years
Certification	CE, CB, UKCA, SAA, Rohs, Reach

S60G

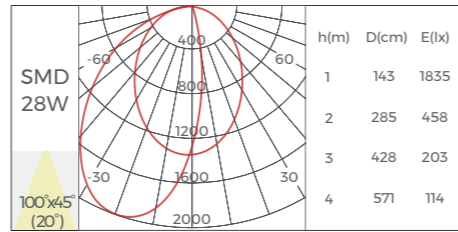
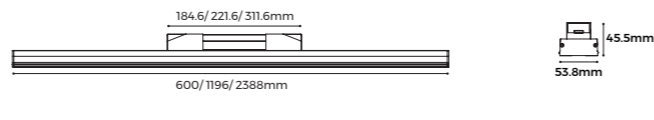

Grating



Luminaire Parameters			
Light source	OSRAM 3030		
SDCM	≤3 Step(ANSI)		
UGR	<10		
CRI	80\90		
CCT	2700\3000\3500\4000\5000\6500\3000-6500K		
Length(mm)	572	1140	2276
Power(w)	12	25	50
luminous flux(lm)	1104	2300	4600
Light efficiency	85LM/W		
Beam angle	24° / 38°		
Coating	Black ● White ○		
Dimming method	Non/ DALI-2+PUSH/1-10V/ Tuya/ CASAMBI		
Input voltage	AC220-240V		
Application	Indoor		
IP grade	IP20		
Warranty	5 years		
Certification	CE, CB, UKCA, SAA, Rohs, Reach		

S60LA

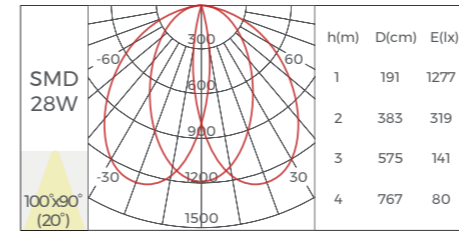
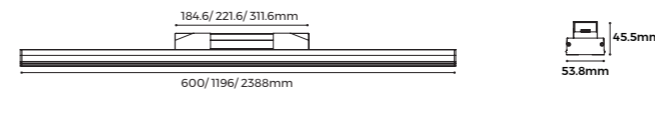

Asymmetric



Luminaire Parameters			
Light source	OSRAM 3030		
SDCM	≤3 Step(ANSI)		
CRI	80\90		
CCT	2700\3000\3500\4000\5000\6500\3000-6500K		
Length(mm)	600	1196	2388
Power(w)	14	28	56
luminous flux(lm)	1630	3250	6500
Light efficiency	116LM/W		
Beam angle	(100° x45° x20°)		
Coating	Black ● White ○		
Dimming method	Non/ DALI-2+PUSH/1-10V/ Tuya/ CASAMBI		
Input voltage	AC220-240V		
Application	Indoor		
IP grade	IP20		
Warranty	5 years		
Certification	CE, CB, UKCA, SAA, Rohs, Reach		

S60LS

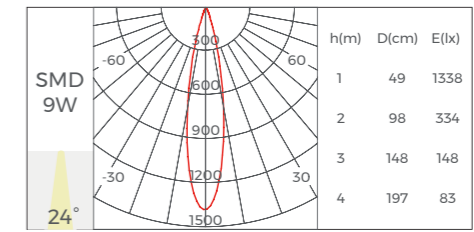
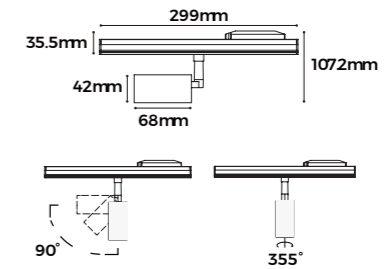
Double asymmetric



Luminaire Parameters			
Light source	OSRAM 3030		
SDCM	≤3 Step(ANSI)		
CRI	80\90		
CCT	2700\3000\3500\4000\5000\6500\3000-6500K		
Length(mm)	600	1196	2388
Power(w)	14	28	56
luminous flux(lm)	1630	3250	6500
Light efficiency	116LM/W		
Beam angle	(100° x90° x20°)		
Coating	Black ● White ○		
Dimming method	Non/ DALI-2+PUSH/1-10V/ Tuya/ CASAMBI		
Input voltage	AC220-240V		
Application	Indoor		
IP grade	IP20		
Warranty	5 years		
Certification	CE, CB, UKCA, SAA, Rohs, Reach		

S60S-42WA

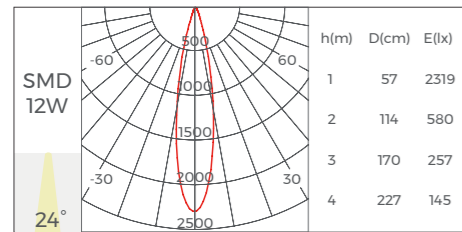
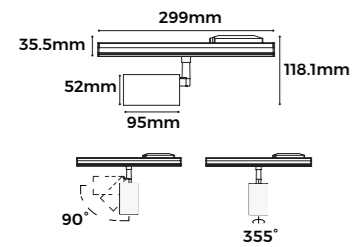
Spotlight



Luminaire Parameters	
Light source	Brigelux COB
SDCM	≤3 Step(ANSI)
UGR	<10
CRI	90
CCT	3000\3500\4000K
Length(mm)	299
Power(w)	9
luminous flux(lm)	470
Light efficiency	52LM/W
Beam angle	24° / 36°
Coating	Black ● White ○
Dimming method	Non/ DALI-2+PUSH/1-10V optional
Input voltage	AC220-240V
Application	Indoor
IP grade	IP20
Warranty	5 years
Certification	CE, CB, UKCA, SAA, Rohs, Reach

S60S-52WA

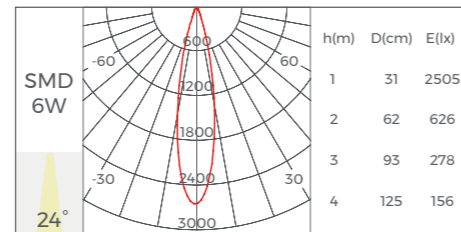
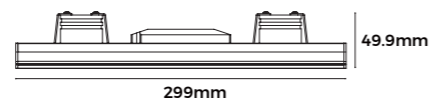
Spotlight



Luminaire Parameters	
Light source	Brigelux COB
SDCM	≤3 Step(ANSI)
UGR	<10
CRI	90
CCT	3000\3500\4000K
Length(mm)	299
Power(w)	12
luminous flux(lm)	960
Light efficiency	80LM/W
Beam angle	24° / 36°
Coating	Black ● White ○
Dimming method	Non/ DALI-2+PUSH/1-10V optional
Input voltage	AC220-240V
Application	Indoor
IP grade	IP20
Warranty	5 years
Certification	CE, CB, UKCA, SAA, Rohs, Reach

S60S-35RB

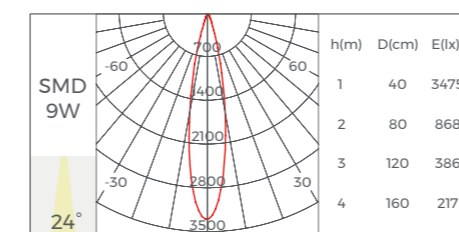
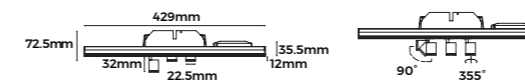
Spotlight



Luminaire Parameters	
Light source	Brigelux COB
SDCM	≤3 Step(ANSI)
UGR	<10
CRI	90
CCT	2700\3000\3500\4000\5000K
Length(mm)	299
Power(w)	6
luminous flux(lm)	360
Light efficiency	60LM/W
Beam angle	24° / 36°
Coating	Black ● White ○
Dimming method	Non/ DALI-2+PUSH/1-10V optional
Input voltage	AC220-240V
Application	Indoor
IP grade	IP20
Warranty	5 years
Certification	CE, CB, UKCA, SAA, Rohs, Reach

S60S-23WC

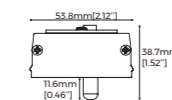
Spotlight



Luminaire Parameters	
Light source	Brigelux 3535
SDCM	≤3 Step(ANSI)
UGR	<10
CRI	90
CCT	3000\3500\4000K
Length(mm)	429
Power(w)	9
luminous flux(lm)	720
Light efficiency	80LM/W
Beam angle	24° / 36°
Coating	Black ● White ○
Dimming method	Non/ DALI-2+PUSH/1-10V optional
Input voltage	AC220-240V
Application	Indoor
IP grade	IP20
Warranty	5 years
Certification	CE, CB, UKCA, SAA, Rohs, Reach


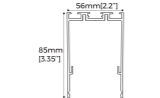

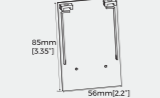

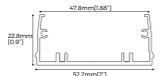

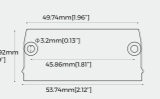

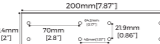



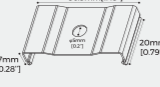


CS-S60











Spotlight



Luminaire Parameters	
Size	L299*W53.8*H38.7mm
Input voltage	220-240VAC
Power(max)	800W
Hold time	5S/ 30S/ 90S/ 5Min/ 20Min/ 30Min
Detection Area	100%/ 75%/ 50%/ 25%
Daylight Sensor	2lux/ 10lux/ 30lux/ 50lux/ Disable
Detecting Radius	4-6m(mounting height 3m)
Mounting Height	2.5-6 m
Detecting Angle	150°

Accessory list

Name	Picture	Section size	Description	Model	Note
Track			Material: AL6063-T5 Surface processing: Spray Size: L2500*W56*H85mm [Inch size:L98.4"*W2.2"*H3.35"]	PR-S60	Track Accessories
Track end cap			Material: AL6063-T5 Surface processing: Spray Size: L85*W56*H10mm [Inch size:L3.35"*W2.2"*H0.39"]	EC-LS60(N)	Track Accessories
Track cover			Material: AL6063-T5 Surface processing: Spray Size: L2500*W52.2*H22.8mm [Inch size:L98.4"*W2"*H0.9"]	CV-S60FB	Track Accessories
Track cover end cap			Material: AL6063-T5 Surface processing: Spray Size: L53.74*W22.92*H2mm [Inch size:L98.4"*W2"*H0.9"]	EC-S60	Track Accessories
Splicing bar			Material: Iron Size: L200*W51.4*H25mm [Inch size:L7.87"*W2"*H1"]	EX-44	Track Accessories
Pendant cable 2m/4m (with junction box)		/	/	PY-D	Installation Accessories
Surface mounted buckle		/	Size: L90.5*W54*H5.9mm (Inch Size: L3.56"*W2.16"*H0.23")	CL-06	Installation Accessories
Pendant installation clip			Size: L36.3*W20*H7mm (Inch Size: L1.43"*W0.79"*H0.28")	CP-16	Installation Accessories
Pendant cable 2m/4m		/	/	PN-D	Installation Accessories
Pendant rod		/	/	PG-I	Installation Accessories

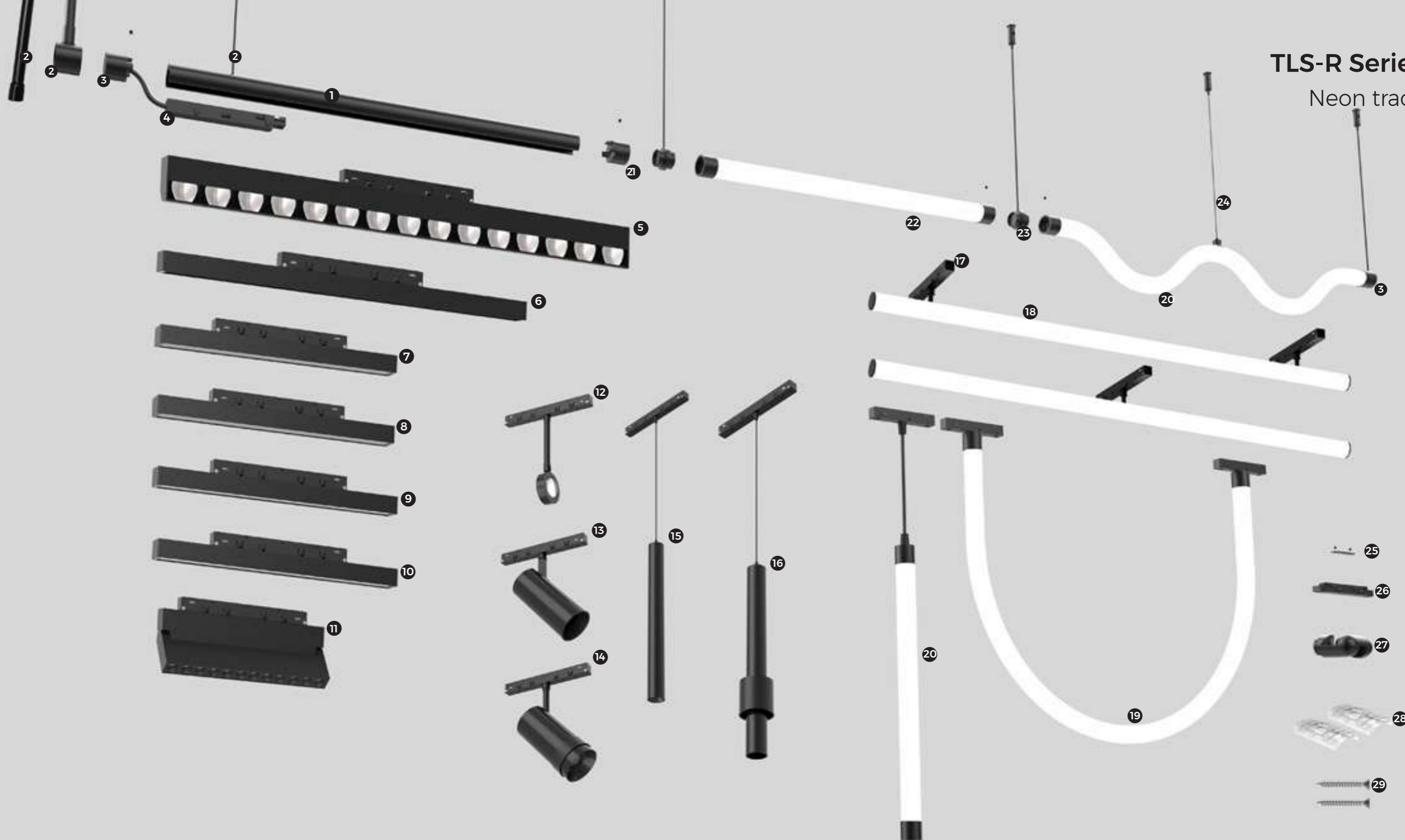
Name	Picture	Section Size	Description	Model	Note
Non-dimming cable 1m/2m		/	Used for power access of the first module or in between modules	1m: CM-11 2m: CM-13	Power feed cable
Dimming cable 1m/2m		/	Used for power access of the first module or in between modules	1m: CM-12 2m: CM-14	Power feed cable
2m 1-in-2-out power feed cable		/	Used for external power access between two modules	CM-15	Power feed cable
0.2m corner connection cable		/	Used for power access in between T/X-shaped cornered modules	CM-16	Power feed cable
L shaped corner		/	Without lighting source; Size: L200*W200*H85mm (Inch Size: L7.87"*W7.87"*H3.35")	L90-LS60	Corner
L shaped corner (Inward)		/	Without lighting source; Size: L200*W200*H85mm (Inch Size: L7.87"*W7.87"*H3.35")	L90N-LS60	Corner
L shaped corner (Outward)		/	Without lighting source; Size: L200*W200*H85mm (Inch Size: L7.87"*W7.87"*H3.35")	L90W-LS60	Corner
X shaped corner		/	Without lighting source; Size: L350*W350*H85mm (Inch Size: L13.78"*W13.78"*H3.35")	X90-LS60	Corner
T shaped corner		/	Without lighting source; Size: L305*W188*H85mm (Inch Size: L12"*W7.4"*H3.35")	T90-LS60	Corner
Flexible diffuser		/	Material: PC Size: L5000*W48.8*H5.6mm	CV-LS5470FD(F)	



TLS-R

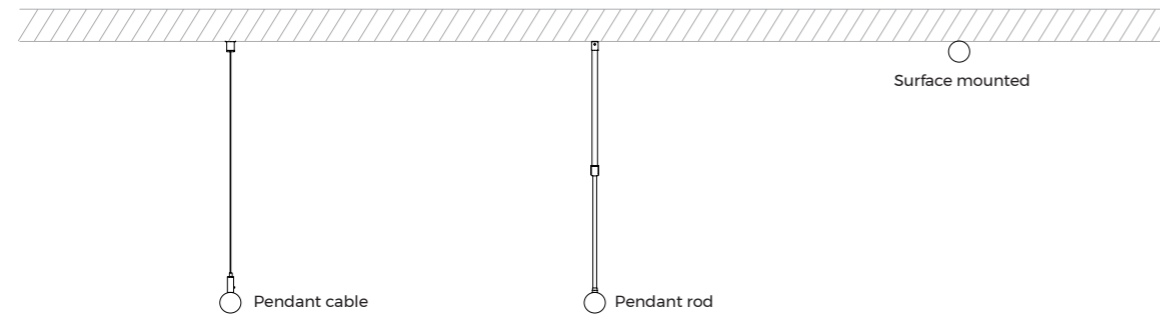
Neon track TLS-R series support pendant, surface mounting and horizontal rotation. The system offers linear lighting modules such as diffuser, prismatic, in addition to spotlight, downlight and neon strips modules. Free combination of modules and creative matching of track and modules can help achieve various applications and myriad styling. This series adopt 48VDC power supply and is featured in delicate and slim appearance with a diameter of 30mm.

TLS-R Series Neon track

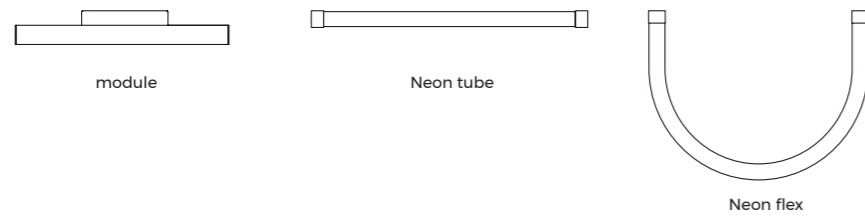


- | | | | | | | | |
|-------------------------------|----------------------------------|-----------------------------------|-----------------------------------|---|--------------------------|-----------------------|-----------------------|
| ① Round track | ⑥ Grating track module | ⑪ Grating track module | ⑬ Spotlight module(30/42/52/62mm) | ⑰ Double-side magnetic neon electrical connection | ⑳ Neon strip | ⑳ Female end cap | ㉔ I-type connector |
| ② Track pendant cable/rod | ⑦ Diffuser track module | ⑫ Sunset light module | ⑭ Zoom spotlight (45/55/65mm) | ⑱ Transorbital 360-degree luminous module | ㉑ Pendant neon tube | ㉒ Neon tube module | ㉕ Turned connector |
| ③ End cap | ⑧ Prismatic track module | ⑬ Spotlight module(30/42/52/62mm) | ⑮ Spotlight module | ㉓ Neon pendant cable/rod | ㉖ Direct connector | ㉔ Direct connector | ㉘ Ceiling accessories |
| ④ Track electrical connection | ⑨ Asymmetric track module | ⑭ Zoom spotlight (45/55/65mm) | | ㉗ Neon pendant cable/rod | ㉕ Neon pendant cable/rod | ㉕ 180° connection bar | ㉙ Ceiling screw |
| ⑤ Wall washer track module | ⑩ Double Asymmetric track module | ⑮ Spotlight module | | | | | |


Installation



Magnetic module




Optics



Finishes




CCT



Dimming

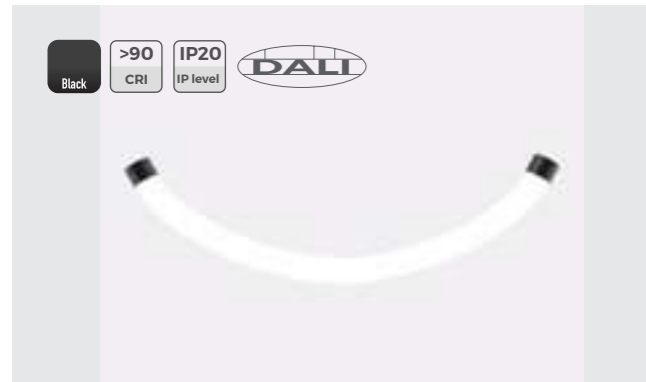
ON/OFF

Certifications



RNR30NK

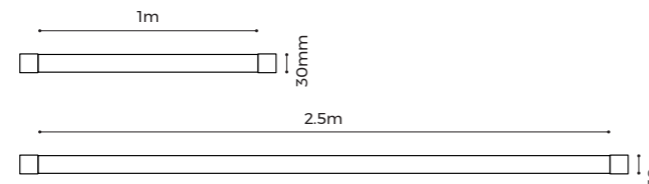
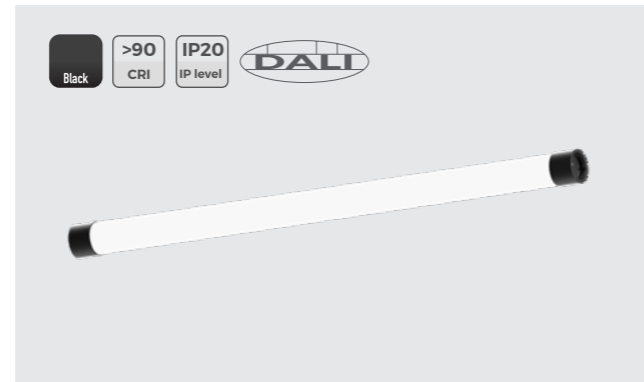
Round neon



Luminaire Parameters			
Size	L1000*φ30	L2500*φ30	L5000*φ30
Diffuser	Round neon		
Lumens	960LM	2380LM	4770LM
Typ. power	14W	35W	70W
CCT	2700K/ 3000K/ 3500K/ 4000K		
CRI	>90		
Beam angle	/		
Input voltage	48VDC		
Dimming	Non-dimming/ DALI/ CASAMBI/ Tuya		
Coating	Black ●		
IP rating	IP20		
Color tolerance	SDCM< 5 step		
Intallation	Pendant/ Surface-mounted		
Warranty	3 years		
Certification	CE/ UKCA/ Rohs/ Reach		

RNR30NJ

Round tube



Luminaire Parameters		
Size	L1000*φ30	L2500*φ30
Diffuser	Round tube	
Lumens	940LM	2340LM
Typ. power	14W	35W
CCT	2700K/ 3000K/ 3500K/ 4000K	
CRI	>90	
Beam angle	360°	
Input voltage	48VDC	
Dimming	Non-dimming/ DALI/ CASAMBI/ Tuya	
Coating	Black ●	
IP rating	IP20	
Color tolerance	SDCM< 5 step	
Intallation	Pendant/ Surface-mounted	
Warranty	3 years	
Certification	CE/ UKCA/ Rohs/ Reach	

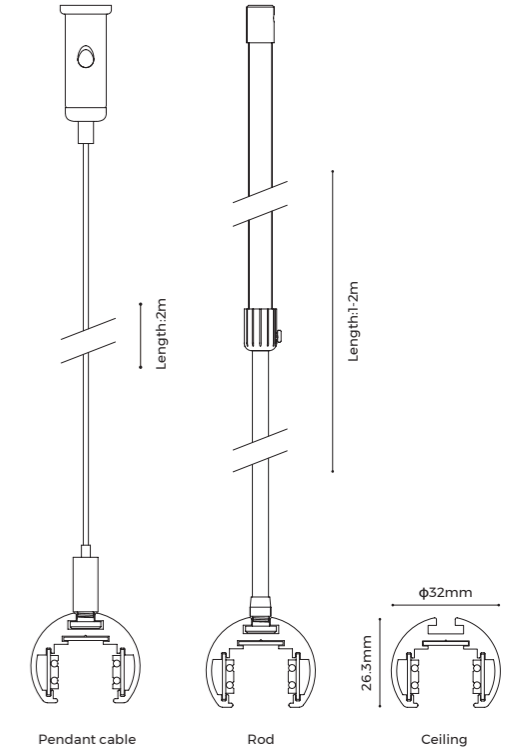
R-type track



Product parameters	
Installation	Pendant / Ceiling
Input voltage	48VDC
Maximum load	350W
Length of track	TLS-R6X0 (X: 1 / 2 / 3m)
Appearance	Black ●
Certification	CE/ UKCA/ Rohs/ Reach/ Reach

Installation Accessories	
Pendant cable (Track)	PN-D
Pendant cable (Neon)	TLS-R892
Pendant rod (Neon)	TLS-R893
Ceiling accessories (Neon)	CL-18
Ceiling screw (Track)	CL-21

Electrical connection Accessories	
Power feeder of track	TLS-R862(N)
Female end cap	TLS-R865
End cap	TLS-R600



Interconnection Accessories		
Rotatable connector	TLS-R860	
Straight connector (Without Wire locker)	TLS-R861	
I-shaped electrical connector 180° splicing bar	TLS-R863(N)	

Power supply		
150W Power supply	BN-V48-150P	
250W Power supply	BN-V48-250P	



TLSE-M20

TLSE-M20 is a DC48V magnetic track system of 20mm width. Its magnetic design offers great DIY convenience to flexibly combine linear modules, spotlights, pendant lights and decorative neon flex in one system, achieving all your lighting demands like basic flood lighting, accent lighting or decorative lighting, suitable for residential villas, hotel clubs, entertainment venues or commercial exhibitions, etc.

TLSE-M20

48V magnetic track system

TLSE-M20 is a DC48V magnetic track system of 20mm width. Its magnetic design offers great DIY convenience to flexibly combine linear modules, spotlights, pendant lights and decorative neon flex in one system, achieving all your lighting demands like basic flood lighting, accent lighting or decorative lighting, suitable for residential villas, hotel clubs, entertainment venues or commercial exhibitions, etc.



 **MAGNETIC TRACK**
20MM DC48V

12 PROFESSIONAL OPTICS

SPOTLIGHTS MODULE

Φ30mm spotlight/ Φ42mm spotlight/ Φ52mm spotlight/ Φ62mm spotlight/
Φ45mm zoom spotlight/ Φ55mm zoom spotlight/ Φ65mm zoom spotlight

DECORATIVE MODULE

Sunset light/ Waterdrop light/ Sphere light/ φ30mm Round tube light/ Φ30mm spotlight/ Φ50mm spotlight

LINEAR MODULE

Φ25 Round neon/ Cross-track round tube/ Square recessed neon/ Angle-adjustable grating/
Diffuser/ Prismatic/ Asymmetric/ Double asymmetric/ Grating

24
Module

12
Optics

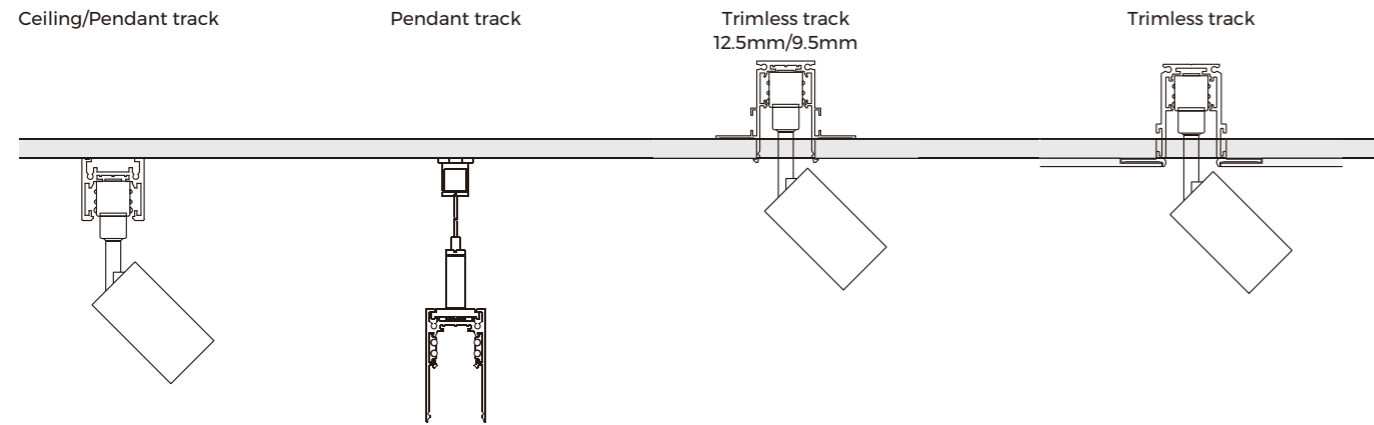
DALI-2+PUSH

tuya

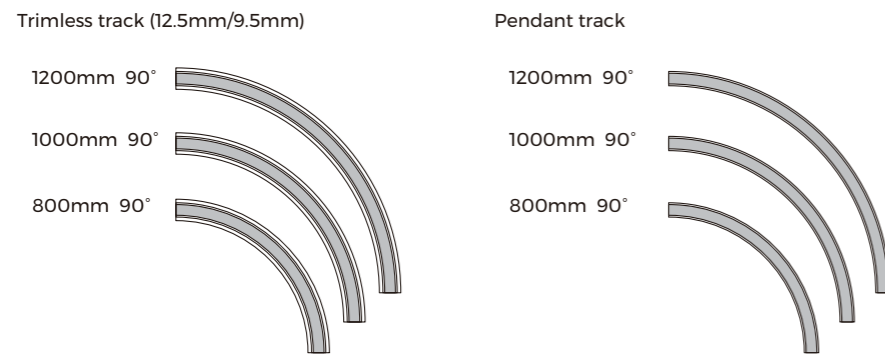
CASAMBI

System overview

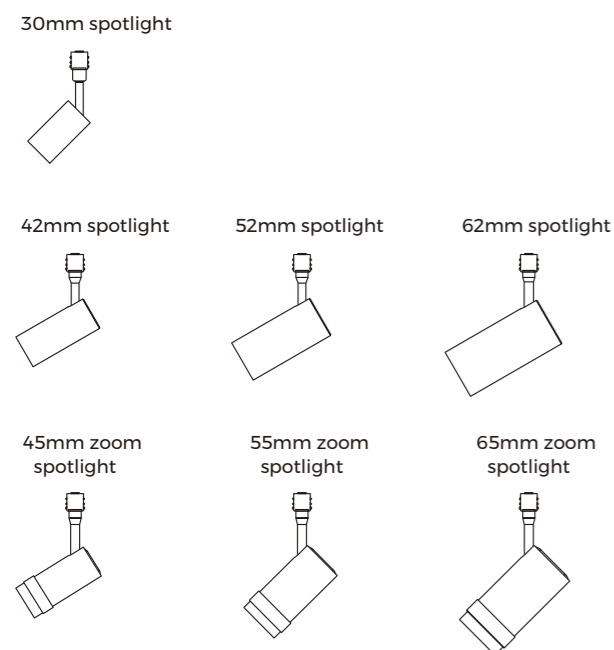
Straight track



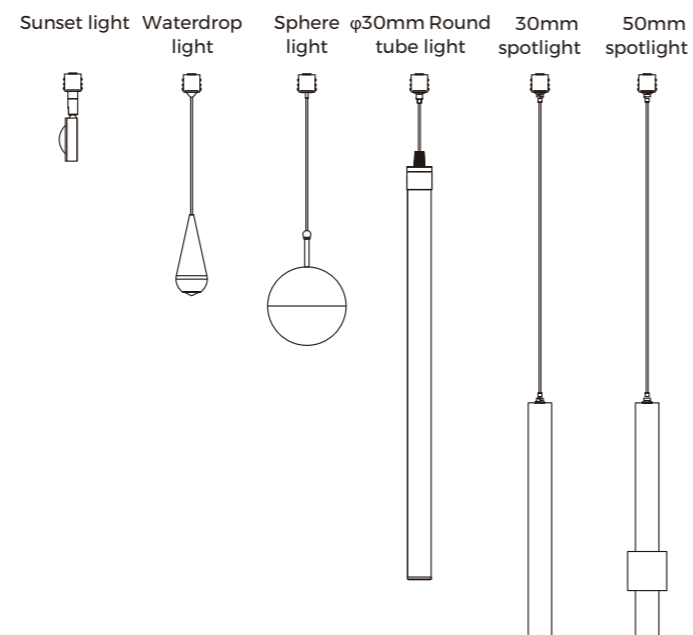
Curve track



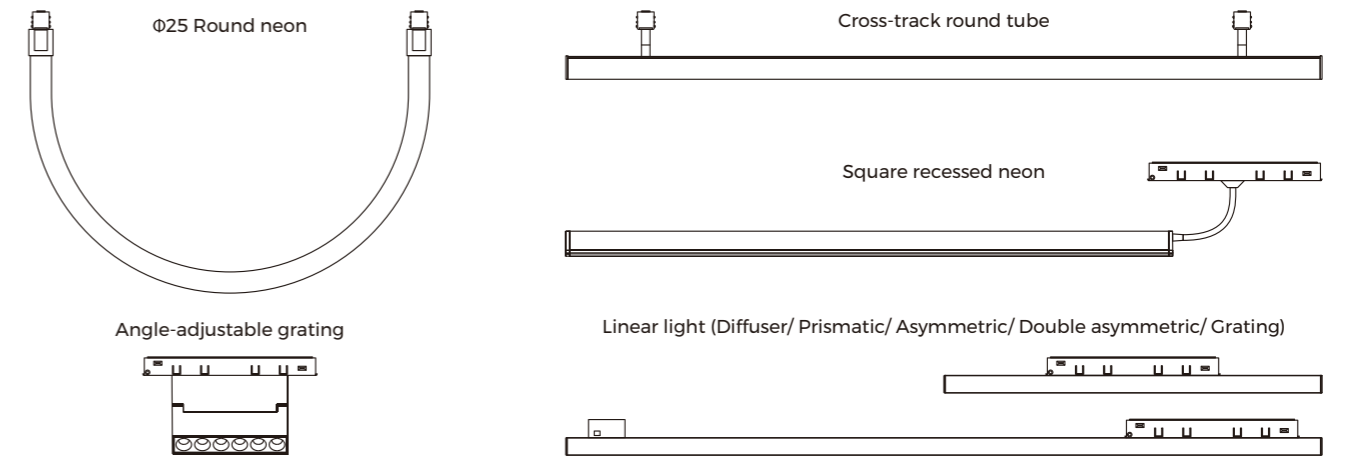
Spotlight Module



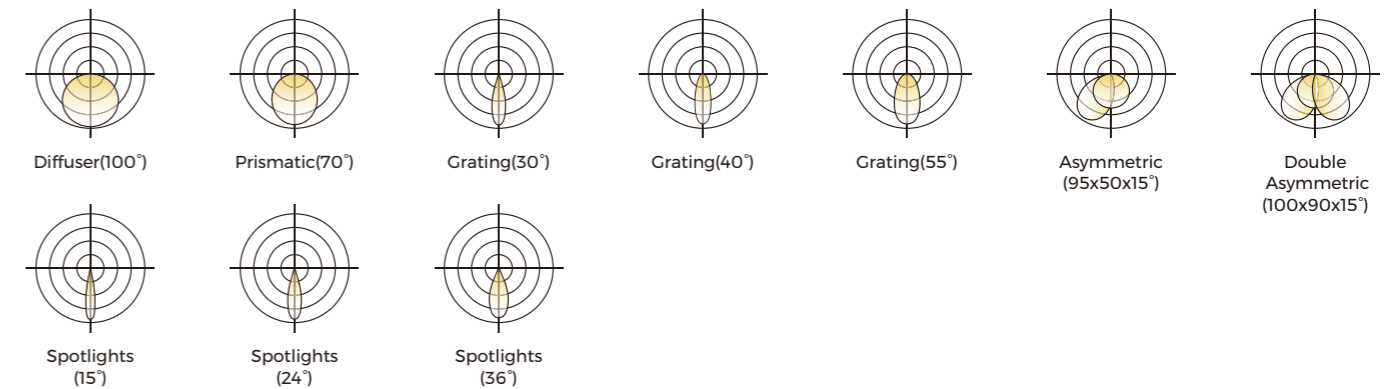
Decorative Module



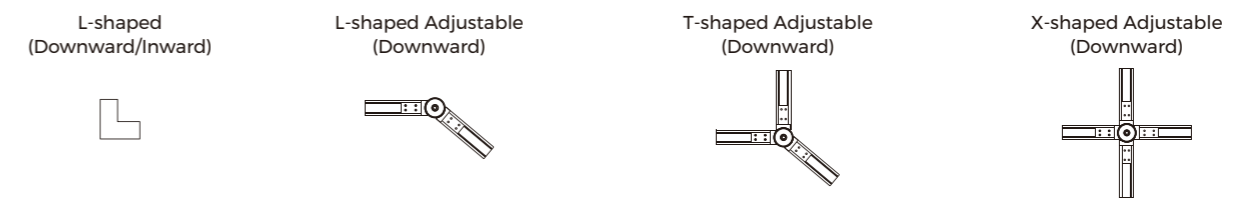
Linear Module



Optics



Corner



CCT



Dimming



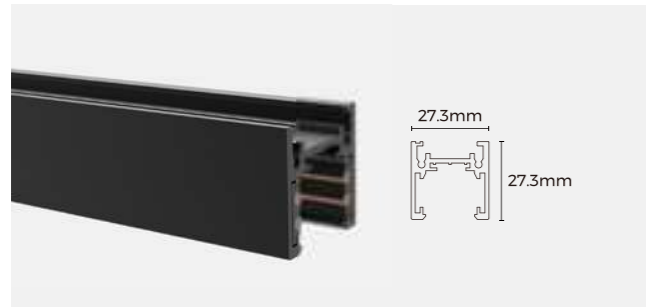
Certifications



Systematic lighting, Effortless assembly

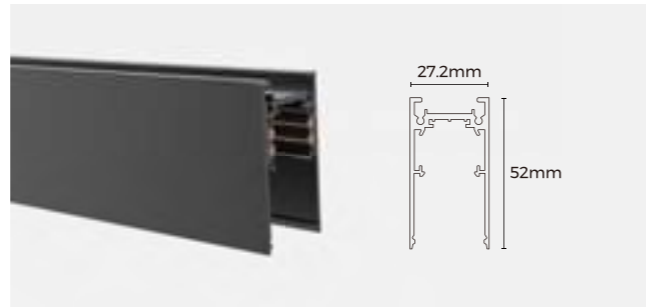
Straight Track

Ceiling / Pendant track



TLS-MS2X0 (X: 1/2/3 M)
 Installation: Ceiling / Pendant
 Material: AL6063-T5
 Coating: Black
 Size: 26.2×21×1000/2000/3000mm

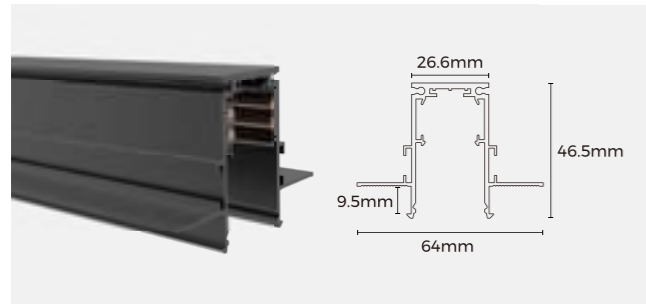
Rated current: 7A
 Maximum load: 350W
 Input voltage: DC48V



TLS-MH2X0 (X: 1/2/3 M)
 Installation: Ceiling / Pendant
 Material: AL6063-T5
 Coating: Black
 Size: 27.2×52×1000/2000/3000mm

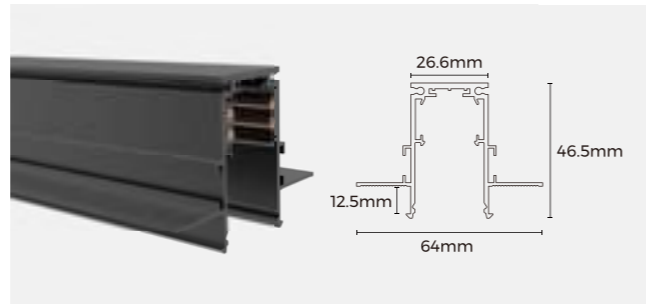
Rated current: 7A
 Maximum load: 350W
 Input voltage: DC48V

Trim-less track



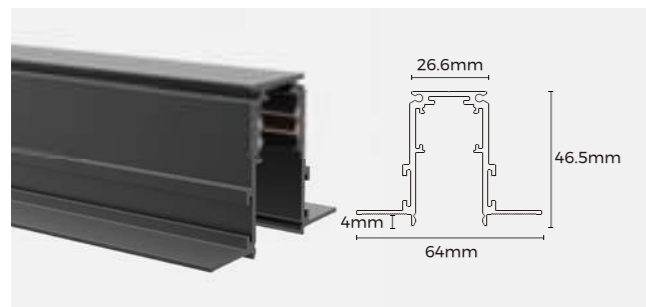
TLS-MR2X0(A) (X: 1/2/3 M)
 9.5mm gypsum board
 Installation: Trim-less recessed
 Material: AL6063-T5
 Coating: Black
 Size: 64×46.5×1000/2000/3000mm

Rated current: 7A
 Maximum load: 350W
 Input voltage: DC48V



TLS-MR2X0(B) (X: 1/2/3 M)
 12.5mm gypsum board
 Installation: Trim-less recessed
 Material: AL6063-T5
 Coating: Black
 Size: 64×46.5×1000/2000/3000mm

Rated current: 7A
 Maximum load: 350W
 Input voltage: DC48V

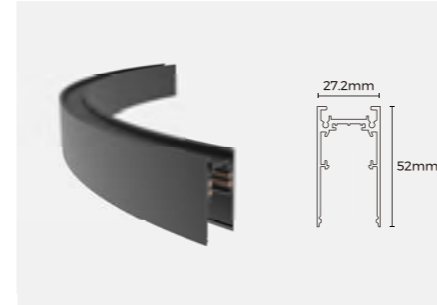


TLS-MR2X0(C) (X: 1/2/3 M)
 plastered
 Installation: Trim-less recessed
 Material: AL6063-T5
 Coating: Black
 Size: 64×46.5×1000/2000/3000mm

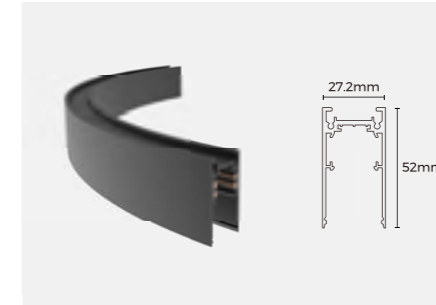
Rated current: 7A
 Maximum load: 350W
 Input voltage: DC48V

Curve track

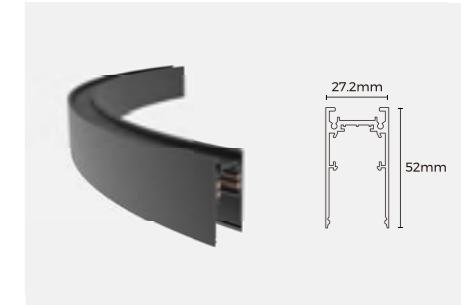
Ceiling / Pendant track



TLS-MH208A90
 Installation: Ceiling / Pendant
 Material: AL6063-T5
 Coating: Black
 Rated current: 7A
 Maximum load: 350W
 Input voltage: DC48V
 Size: 27.2×52×Φ800mm, 90°



TLS-MH210A90
 Installation: Ceiling / Pendant
 Material: AL6063-T5
 Coating: Black
 Rated current: 7A
 Maximum load: 350W
 Input voltage: DC48V
 Size: 27.2×52×Φ1000mm, 90°

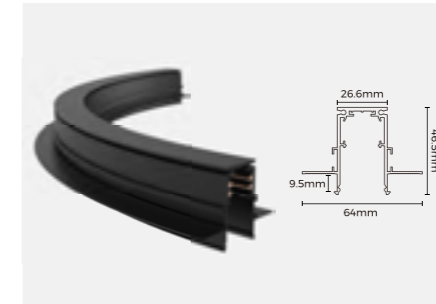


TLS-MH212A90
 Installation: Ceiling / Pendant
 Material: AL6063-T5
 Coating: Black
 Rated current: 7A
 Maximum load: 350W
 Input voltage: DC48V
 Size: 27.2×52×Φ1200mm, 90°

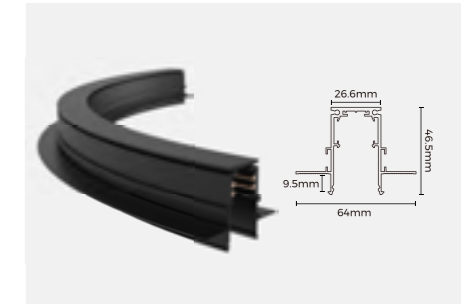
Trim-less track (9.5mm gypsum board)



TLS-MR208A90(A)
 Installation: Trim-less recessed
 Material: AL6063-T5
 Coating: Black
 Rated current: 7A
 Maximum load: 350W
 Input voltage: DC48V
 Size: 64×46.5×Φ800mm, 90°

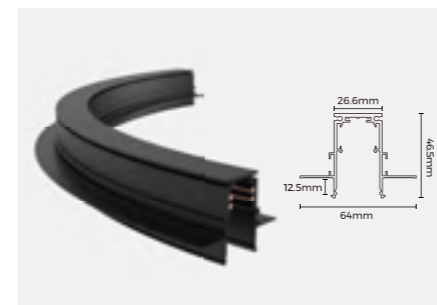


TLS-MR210A90(A)
 Installation: Trim-less recessed
 Material: AL6063-T5
 Coating: Black
 Rated current: 7A
 Maximum load: 350W
 Input voltage: DC48V
 Size: 64×46.5×Φ1000mm, 90°

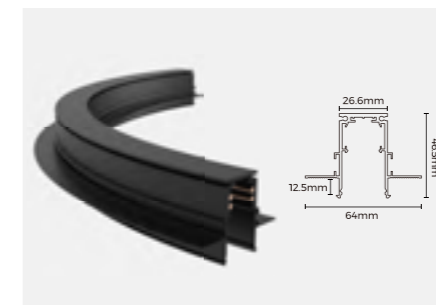


TLS-MR212A90(A)
 Installation: Trim-less recessed
 Material: AL6063-T5
 Coating: Black
 Rated current: 7A
 Maximum load: 350W
 Input voltage: DC48V
 Size: 64×46.5×Φ1200mm, 90°

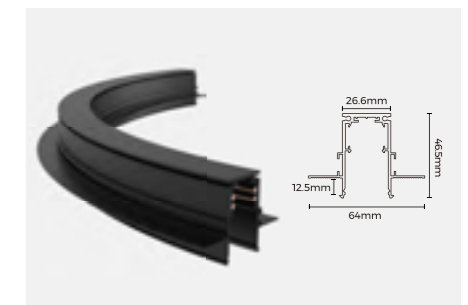
Trim-less track (12.5mm gypsum board)



TLS-MR208A90(B)
 Installation: Trim-less recessed
 Material: AL6063-T5
 Coating: Black
 Rated current: 7A
 Maximum load: 350W
 Input voltage: DC48V
 Size: 64×46.5×Φ800mm, 90°



TLS-MR210A90(B)
 Installation: Trim-less recessed
 Material: AL6063-T5
 Coating: Black
 Rated current: 7A
 Maximum load: 350W
 Input voltage: DC48V
 Size: 64×46.5×Φ1000mm, 90°



TLS-MR212A90(B)
 Installation: Trim-less recessed
 Material: AL6063-T5
 Coating: Black
 Rated current: 7A
 Maximum load: 350W
 Input voltage: DC48V
 Size: 64×46.5×Φ1200mm, 90°

Track accessories

Electrical connection accessory



Power feeder of track
Model: TLS-M261
Size: L147*W19*H17.3mm
Applicable model: All straight track



Electrical connector
Model: TLS-M264
Size: L147*W19*H17.3mm
Applicable model:
All straight track corner



Linear-arc connection pick-up
Model: TLS-M273
Size: L19*W17.3*H58mm(Splicing bar)
L19*W17.3*H147mm(Power feeder)
Applicable model: TLS-MR208A90(A), TLS-MR210A90(A),
TLS-MR212A90(A), TLS-MR208A90(B), TLS-MR210A90(B),
TLS-MR212A90(B), TLS-MH208A90, TLS-MH210A90,
TLS-MH212A90



I-shaped electrical connector (recessed type)
Model: TLS-M262
Size: L70*W11.5*H2.1mm(Splicing bar)
L138*W18*H18mm(Power feeder)
Applicable model: TLS-MR2X0A
TLS-MR2X0B
TLS-MR2X0C



I-shaped electrical connector (Surface)
Model: TLS-M263
Size: L55*W22*H4.3mm(Splicing bar)
L138*W18*H18mm(Power feeder)
Applicable model: TLS-MS2X0
TLS-MH2X0

End cap



Model: EC-MH20
Material: ADC12
Size: L52*W27.2*H5.5mm
Applicable model: TLS-MH2X0



Model: EC-MR20
Material: PC
Size: L47.5*W27.5*H5.5mm
Applicable model: TLS-MR2X0(A)
TLS-MR2X0(B)
TLS-MR2X0(C)



Model: EC-MS20
Material: PC
Size: L26*W21*H6mm
Applicable model: TLS-MS2X0

Installation accessory



Track bind cover
Model: CV-M20FB
Material: PC
Size: L1000*W25.7*H5.6mm
Applicable model: All straight track



Ceiling accessory
Model: TLS-M271
Material: SPCC
Size: L67.5*W31.5*H7.5mm
Applicable model: TLS-MS2X0
TLS-MH2X0



Pendant accessory
Model: TLS-M272
Material: AL6063-T5
Size: L30*W22*H4.3mm
Applicable model: TLS-MS2X0
TLS-MH2X0



Ceiling screw
Model: CL-01
Material: Fe
Size: M3.5*40mm
Applicable model: TLS-MR2X0(A)
TLS-MR2X0(B)
TLS-MR2X0(C)

Power supply



Magnetic power
Model: JLY-EMC-20-100W48
Size: L265*W22*H44mm
Input voltage: 220-240VAC
Output: DC48V
Power: 100W
Applicable model: All straight track



Magnetic power
Model: JLY-EMC-20-200W48
Size: L365*W22*H44mm
Input voltage: 220-240VAC
Output: DC48V
Power: 200W
Applicable model: All straight track



Power supply
Model: BN-V48-100P
Size: L350*W30*H18mm
Input voltage: 220-240VAC
Output: DC48V
Power: 100W
Applicable model: All track



Power supply
Model: BN-V48-250P
Size: L400*W40*H22mm
Input voltage: 220-240VAC
Output: DC48V
Power: 150W
Applicable model: All track

Corner accessory



L-shaped (Downward)
Model: L90-MR20(A)
Material: AL6063-T5
Size: L95*W95*H46.5mm
Applicable model: TLS-MR2X0(A)



L-shaped (Inward)
Model: L90N-MR20(A)
Material: AL6063-T5
Size: L80*W80*H64mm
Applicable model: TLS-MR2X0(A)



L-shaped (Downward)
Model: L90N-MR20(B)
Material: AL6063-T5
Size: L95*W95*H46.5mm
Applicable model: TLS-MR2X0(B)



L-shaped (Inward)
Model: L90N-MR20(B)
Material: AL6063-T5
Size: L80*W80*H64mm
Applicable model: TLS-MR2X0(B)



L-shaped (Downward)
Model: L90-MR20(C)
Material: AL6063-T5
Size: L95*W95*H46.5mm
Applicable model: TLS-MR2X0(C)



L-shaped (Inward)
Model: L90N-MR20(C)
Material: AL6063-T5
Size: L80*W80*H64mm
Applicable model: TLS-MR2X0(C)



L-shaped (Downward)
Model: L90-MS20
Material: AL6063-T5
Size: L50*W50*H27.3mm
Applicable model: TLS-MS2X0



L-shaped (Inward)
Model: L90N-MS20
Material: AL6063-T5
Size: L50*W50*H27.3mm
Applicable model: TLS-MS2X0



L-shaped (Downward)
Model: L90-MH20
Material: AL6063-T5
Size: L50*W50*H52mm
Applicable model: TLS-MH2X0



L-shaped (Inward)
Model: L90N-MH20
Material: AL6063-T5
Size: L80*W80*H27.2mm
Applicable model: TLS-MH2X0




L-shaped Adjustable (Downward)
Model: L90-MH20(A)
Material: AL6063-T5
Size: L120*W27.2*H52mm
Applicable model: TLS-MH2X0



T-shaped Adjustable (Downward)
Model: T90-MH20(A)
Material: AL6063-T5
Size: L120*W60*H52mm
Applicable model: TLS-MH2X0



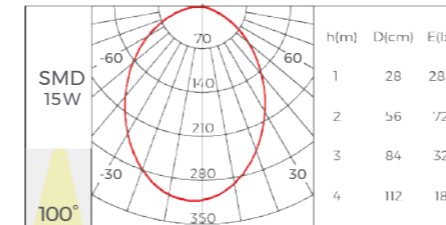
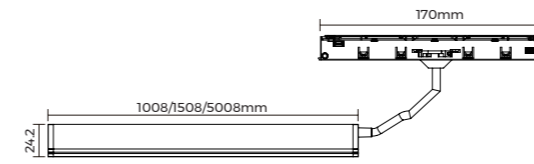
X-shaped Adjustable (Downward)
Model: X90-MH20(A)
Material: AL6063-T5
Size: L120*W120*H52mm
Applicable model: TLS-MH2X0




Application

M20NK-27 NEW

Square recessed neon



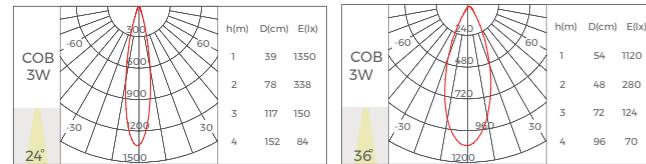
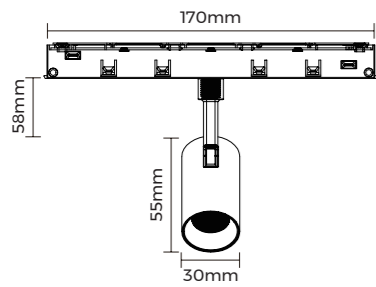
Luminaire Parameters	
Size	L1008/1508/ 5008*W26.6*H24.2mm
Diffuser	Neon flexible silicone
Lumens	672/1008/ 3360
Typ. power	9.6W/14.4W/ 48W
CCT	2700K/ 3000K/ 3500K/ 4000K
CRI	>90
Beam angle	100°
Input voltage	48VDC
Dimming	Non-dimming/ DALI/ CASAMBI/ Tuya
Coating	White(Neon) <input type="radio"/>
IP rating	IP20
Color tolerance	SDCM< 5 step
Intallation	Track mounted
Warranty	3 years
Certification	CE/ UKCA/ Rohs/ Reach



TLS-R/ TLSE-M20

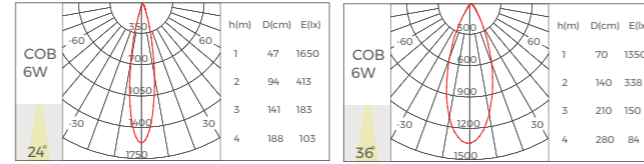
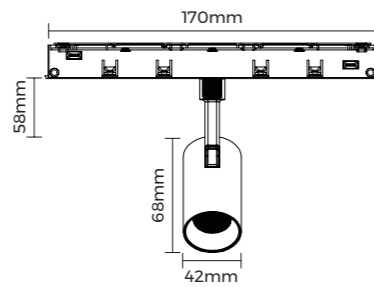
Common
module group

M20S-30 NEW
 φ30mm spotlight



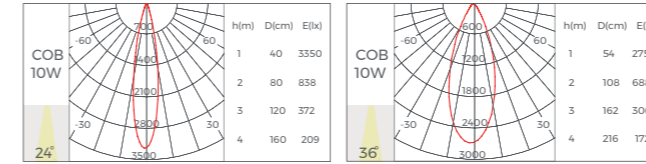
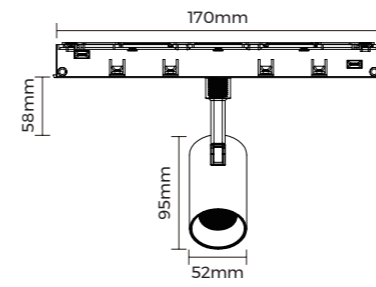
Luminaire Parameters	
Size	φ30*55mm
Diffuser	Lens
Lumens	210/190LM
Typ. power	3W
CCT	2700K/3000K/3500K/4000K
CRI	>90
Beam angle	24° / 36°
Input voltage	48V DC
Dimming	Non-dimming/ DALI/ CASAMBI/ Tuya
Coating	Black ●
IP rating	IP20
Color tolerance	SDCM< 5 step
Intallation	Track mounted
Warranty	3 years
Certification	CE/ UKCA/ Rohs/ Reach

M20S-42 NEW
 φ42mm spotlight



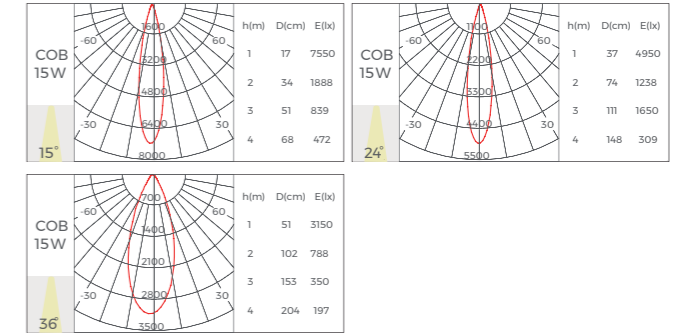
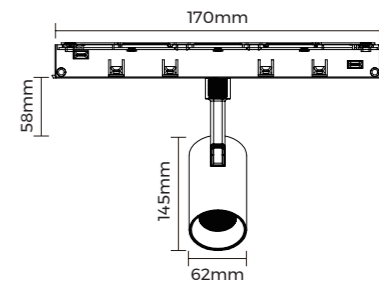
Luminaire Parameters	
Size	φ42*68mm
Diffuser	Lens
Lumens	375/ 470LM
Typ. power	6W
CCT	2700K/3000K/3500K/4000K
CRI	>90
Beam angle	24° / 36°
Input voltage	48VDC
Dimming	Non-dimming/ DALI/ CASAMBI/ Tuya
Coating	Black ●
IP rating	IP20
Color tolerance	SDCM< 5 step
Intallation	Track mounted
Warranty	3 years
Certification	CE/ UKCA/ Rohs/ Reach

M20S-52 NEW
 φ52mm spotlight



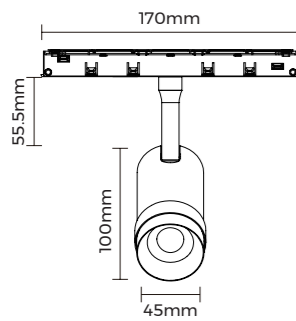
Luminaire Parameters	
Size	φ52*95mm
Diffuser	Lens
Lumens	770/ 830LM
Typ. power	10W
CCT	2700K/3000K/3500K/4000K
CRI	>90
Beam angle	24° / 36°
Input voltage	48VDC
Dimming	Non-dimming/ DALI/ CASAMBI/ Tuya
Coating	Black ●
IP rating	IP20
Color tolerance	SDCM< 5 step
Intallation	Track mounted
Warranty	3 years
Certification	CE/ UKCA/ Rohs/ Reach

M20S-62 NEW
 φ62mm spotlight



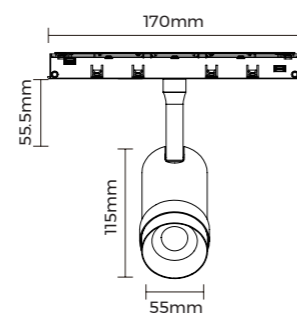
Luminaire Parameters	
Size	φ62*145mm
Diffuser	Lens
Lumens	800/ 865/ 850LM
Typ. power	15W
CCT	2700K/3000K/3500K/4000K
CRI	>90
Beam angle	15° / 24° / 36°
Input voltage	48VDC
Dimming	Non-dimming/ DALI/ CASAMBI/ Tuya
Coating	Black ●
IP rating	IP20
Color tolerance	SDCM< 5 step
Intallation	Track mounted
Warranty	3 years
Certification	CE/ UKCA/ Rohs/ Reach

M20SZ-45 NEW
 φ45mm zoom spotlight



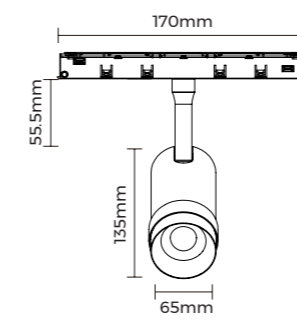
Luminaire Parameters	
Size	φ45*100mm
Diffuser	Lens
Lumens	235LM
Typ. power	5W
CCT	2700K/ 3000K/ 3500K/ 4000K
CRI	>90
Beam angle	12° -50°
Input voltage	48VDC
Dimming	Non-dimming/ DALI/ CASAMBI/ Tuya
Coating	Black ●
IP rating	IP20
Color tolerance	SDCM< 5 step
Intallation	Track mounted
Warranty	3 years
Certification	CE/ UKCA/ Rohs/ Reach

M20SZ-55 NEW
 φ55mm zoom spotlight



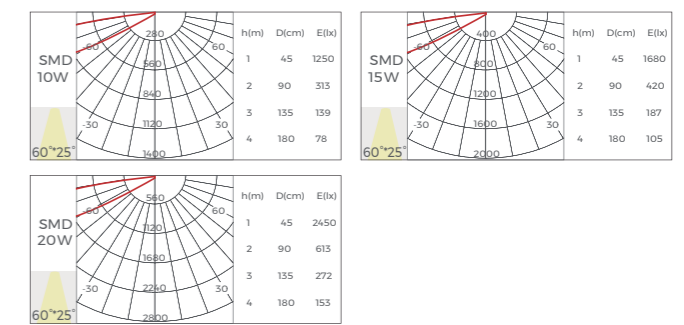
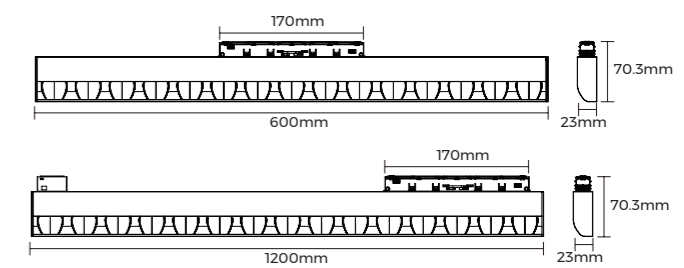
Luminaire Parameters	
Size	φ55*115mm
Diffuser	Lens
Lumens	470LM
Typ. power	8W
CCT	2700K/ 3000K/ 3500K/ 4000K
CRI	>90
Beam angle	15° -40°
Input voltage	48VDC
Dimming	Non-dimming/ DALI/ CASAMBI/ Tuya
Coating	Black ●
IP rating	IP20
Color tolerance	SDCM< 5 step
Intallation	Track mounted
Warranty	3 years
Certification	CE/ UKCA/ Rohs/ Reach

M20SZ-65 NEW
 φ65mm zoom spotlight



Luminaire Parameters	
Size	φ65*135mm
Diffuser	Lens
Lumens	660LM
Typ. power	12W
CCT	2700K/ 3000K/ 3500K/ 4000K
CRI	>90
Beam angle	15° -36°
Input voltage	48VDC
Dimming	Non-dimming/ DALI/ CASAMBI/ Tuya
Coating	Black ●
IP rating	IP20
Color tolerance	SDCM< 5 step
Intallation	Track mounted
Warranty	3 years
Certification	CE/ UKCA/ Rohs/ Reach

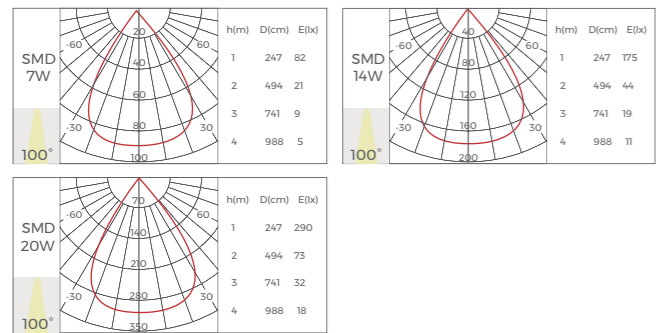
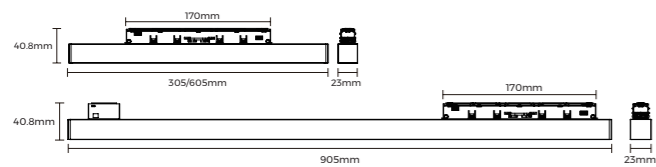

M20GW NEW
 Wall washer



Luminaire Parameters	
Size	L600/ 1000/ 1200*W23*H53mm
Diffuser	Lens
Lumens	540/ 900/ 1800LM
Typ. power	10W/ 15W/ 20W
CCT	2700K/ 3000K/ 3500K/ 4000K
CRI	>90
Beam angle	60° *25°
Input voltage	48VDC
Dimming	Non-dimming/ DALI/ CASAMBI/ Tuya
Coating	Black ●
IP rating	IP20
Color tolerance	SDCM< 5 step
Intallation	Track mounted
Warranty	3 years
Certification	CE/ UKCA/ Rohs/ Reach

M20FD NEW

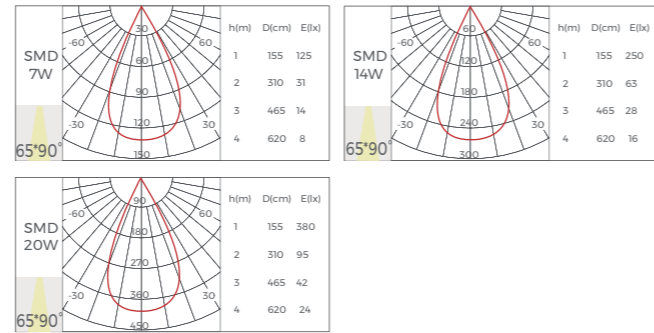
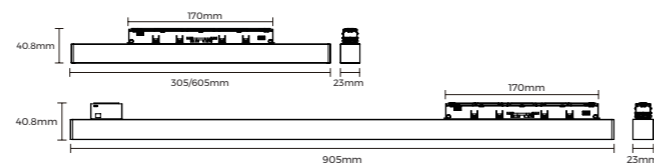

Diffuser



Luminaire Parameters	
Size	L305/ 605/ 905*W23*H40.8mm
Diffuser	Diffuser
Lumens	980/1960/ 2800LM
Typ. power	7W/14W/ 20W
CCT	2700K/ 3000K/ 3500K/ 4000K
CRI	>90
Beam angle	100°
Input voltage	48VDC
Dimming	Non-dimming/ DALI/ CASAMBI/ Tuya
Coating	Black ●
IP rating	IP20
Color tolerance	SDCM< 5 step
Intallation	Track mounted
Warranty	3 years
Certification	CE/ UKCA/ Rohs/ Reach

M20FP NEW

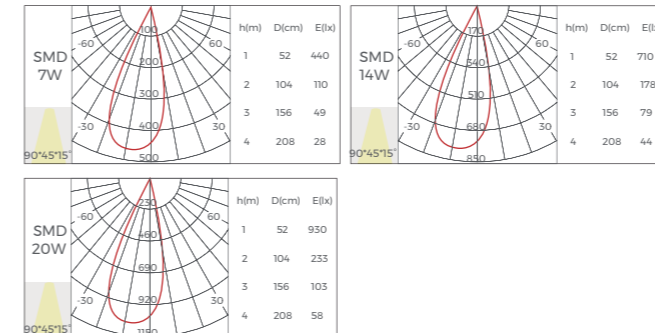
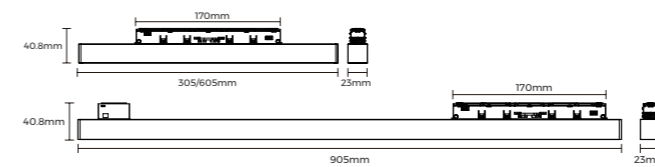

Prismatic



Luminaire Parameters	
Size	L305/ 605/ 905*W23*H40.8mm
Diffuser	Prismatic
Lumens	980/1960/ 2800LM
Typ. power	7W/14W/ 20W
CCT	2700K/ 3000K/ 3500K/ 4000K
CRI	>90
Beam angle	65° *90°
Input voltage	48VDC
Dimming	Non-dimming/ DALI/ CASAMBI/ Tuya
Coating	Black ●
IP rating	IP20
Color tolerance	SDCM< 5 step
Intallation	Track mounted
Warranty	3 years
Certification	CE/ UKCA/ Rohs/ Reach

M20LA NEW

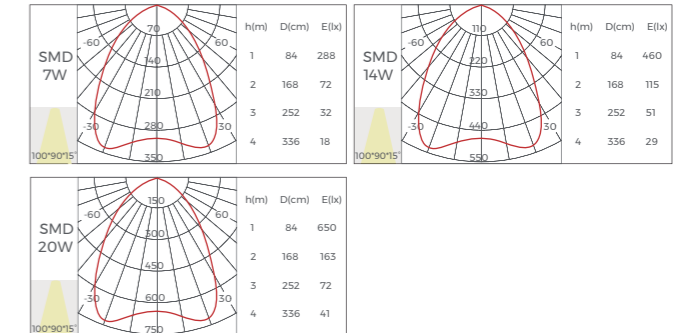
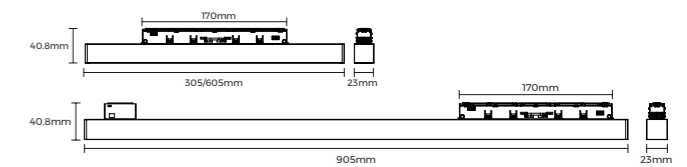

Asymmetric



Luminaire Parameters	
Size	L305/ 605/ 905*W23*H40.8mm
Diffuser	Lens
Lumens	700/1400/ 2000LM
Typ. power	7W/14W/ 20W
CCT	2700K/ 3000K/ 3500K/ 4000K
CRI	>90
Beam angle	90°45°15°
Input voltage	48VDC
Dimming	Non-dimming/ DALI/ CASAMBI/ Tuya
Coating	Black ●
IP rating	IP20
Color tolerance	SDCM< 5 step
Intallation	Track mounted
Warranty	3 years
Certification	CE/ UKCA/ Rohs/ Reach

M20LS NEW

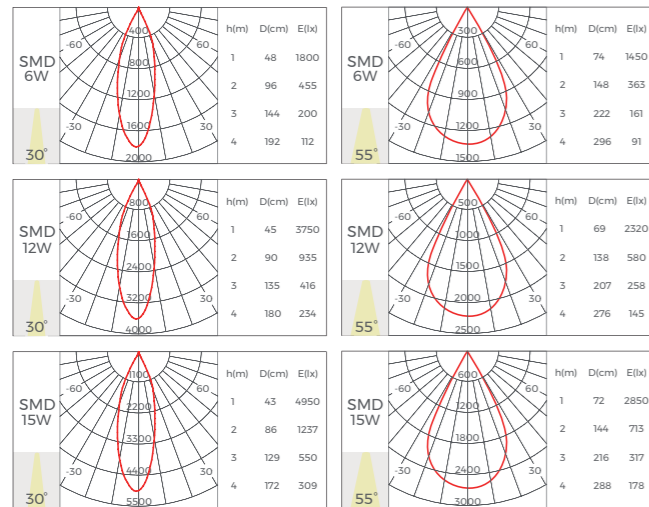
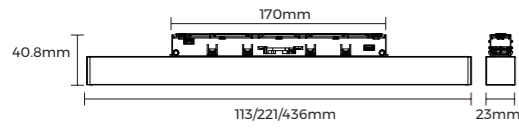

Double Asymmetric



Luminaire Parameters	
Size	L305/ 605/ 905*W23*H40.8mm
Diffuser	Lens
Lumens	700/1400/ 2000LM
Typ. power	7W/14W/ 20W
CCT	2700K/ 3000K/ 3500K/ 4000K
CRI	>90
Beam angle	100°90°15°
Input voltage	48VDC
Dimming	Non-dimming/ DALI/ CASAMBI/ Tuya
Coating	Black ●
IP rating	IP20
Color tolerance	SDCM< 5 step
Intallation	Track mounted
Warranty	3 years
Certification	CE/ UKCA/ Rohs/ Reach

M20G NEW

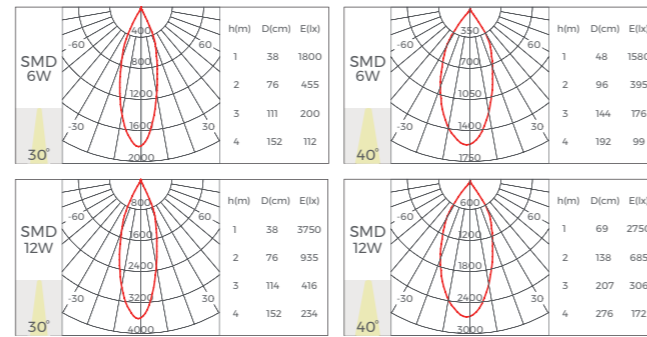
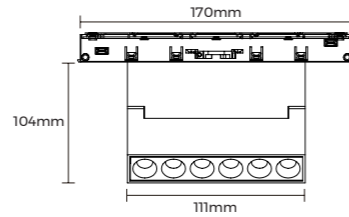
Grating



Luminaire Parameters	
Size	L113/ 221/ 436*W23*H40.8mm
Diffuser	Grating
Lumens	470/ 940/1870LM
Typ. power	6W/ 12W/ 24W
CCT	3000/ 3500K/ 4000K
CRI	>90
Beam angle	30° / 55°
Input voltage	48VDC
Dimming	Non-dimming/ DALI/ CASAMBI/ Tuya
Coating	Black ●
IP rating	IP20
Color tolerance	SDCM< 5 step
Intallation	Track mounted
Warranty	3 years
Certification	CE/ UKCA/ Rohs/ Reach

M20G(A) NEW

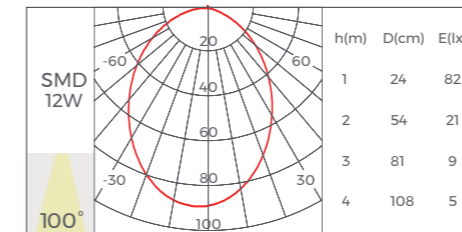
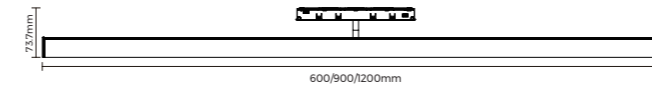
Grating



Luminaire Parameters	
Size	L110/ 220*W22.3*H104mm
Diffuser	Grating
Lumens	420/ 840LM
Typ. power	6W/ 12W
CCT	2700K/ 3000K/ 3500K/ 4000K
CRI	>90
Beam angle	30° / 40°
Input voltage	48VDC
Dimming	Non-dimming/ DALI/ CASAMBI/ Tuya
Coating	Black ●
IP rating	IP20
Color tolerance	SDCM< 5 step
Intallation	Track mounted
Warranty	3 years
Certification	CE/ UKCA/ Rohs/ Reach

M20CD NEW

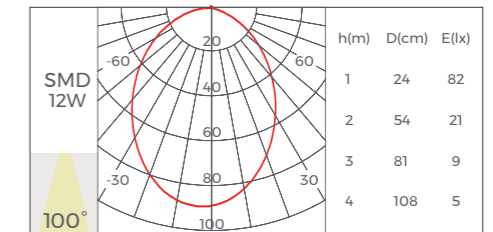
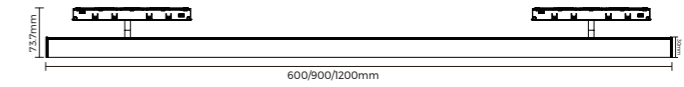
Round tube



Luminaire Parameters	
Size	φ30.2*L600/ 900/ 1200mm
Diffuser	PC
Lumens	1200/ 1800/ 2400LM
Typ. power	12W/ 18W/ 24W
CCT	2700K/ 3000K/ 3500K/ 4000K
CRI	>90
Beam angle	200x110°
Input voltage	48VDC
Dimming	Non-dimming/ DALI/ CASAMBI/ Tuya
Coating	Black ●
IP rating	IP20
Color tolerance	SDCM< 5 step
Intallation	Track mounted
Warranty	3 years
Certification	CE/ UKCA/ Rohs/ Reach

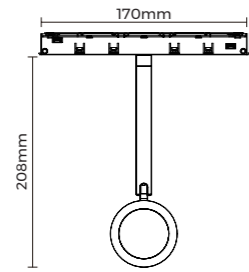
M20CD(A) NEW

Cors-track round tube

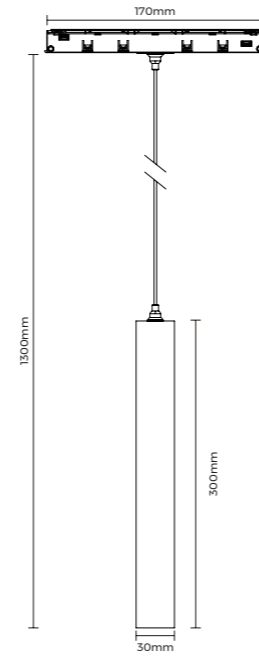


Luminaire Parameters	
Size	φ30.2*L600/ 900/ 1200mm
Diffuser	PC
Lumens	1200/ 1800/ 2400LM
Typ. power	12W/ 18W/ 24W
CCT	2700K/ 3000K/ 3500K/ 4000K
CRI	>90
Beam angle	200x110°
Input voltage	48VDC
Dimming	Non-dimming/ DALI/ CASAMBI/ Tuya
Coating	Black ●
IP rating	IP20
Color tolerance	SDCM< 5 step
Intallation	Track mounted
Warranty	3 years
Certification	CE/ UKCA/ Rohs/ Reach

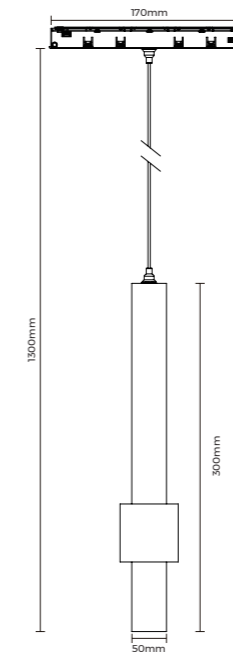
M20SS NEW
Sunset light



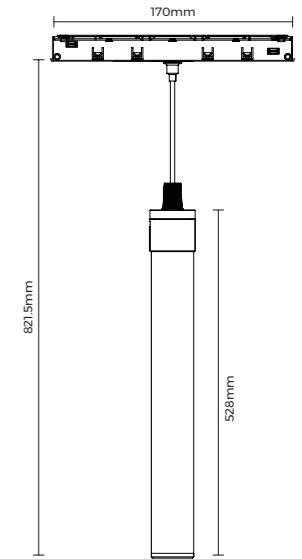
M20I-30 NEW
φ30mm spotlight



M20I-50 NEW
φ50mm spotlight



M20IJ NEW
φ30mm Round tube light



Luminaire Parameters	
Size	φ55*208mm
Diffuser	Lens
Lumens	170LM
Typ. power	3W
CCT	1500K
CRI	/
Beam angle	/
Input voltage	48VDC
Dimming	Non-dimming/ DALI/ CASAMBI/ Tuya
Coating	Black ●
IP rating	IP20
Color tolerance	SDCM< 5 step
Intallation	Track mounted
Warranty	3 years
Certification	CE/ UKCA/ Rohs/ Reach

Luminaire Parameters	
Size	φ30*300mm
Diffuser	Spotlight
Lumens	310LM
Typ. power	5W
CCT	2700K/ 3000K/ 3500K/ 4000K
CRI	>90
Beam angle	24° / 36°
Input voltage	48VDC
Dimming	Non-dimming/ DALI/ CASAMBI/ Tuya
Coating	Black ●
IP rating	IP20
Color tolerance	SDCM< 5 step
Intallation	Track mounted
Warranty	3 years
Certification	CE/ UKCA/ Rohs/ Reach

Luminaire Parameters	
Size	φ50*300mm
Diffuser	Spotlight
Lumens	310LM
Typ. power	5W
CCT	2700K/ 3000K/ 3500K/ 4000K
CRI	>90
Beam angle	24° / 36°
Input voltage	48VDC
Dimming	Non-dimming/ DALI/ CASAMBI/ Tuya
Coating	Black ●
IP rating	IP20
Color tolerance	SDCM< 5 step
Intallation	Track mounted
Warranty	3 years
Certification	CE/ UKCA/ Rohs/ Reach


Luminaire Parameters	
Size	φ30*530mm
Diffuser	Neon rigid tube
Lumens	490LM
Typ. power	7W
CCT	2700/ 3000/ 3500K/ 4000K
CRI	>90
Beam angle	360°
Input voltage	48VDC
Dimming	Non-dimming/ DALI/ CASAMBI/ Tuya
Coating	Black ●
IP rating	IP20
Color tolerance	SDCM< 5 step
Intallation	Track mounted
Warranty	3 years
Certification	CE/ UKCA/ Rohs/ Reach

M20IB NEW
Sphere light



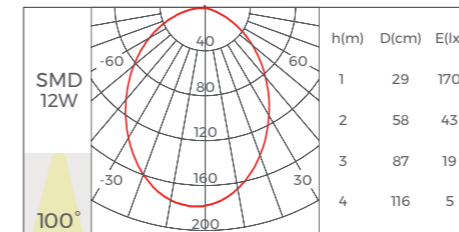
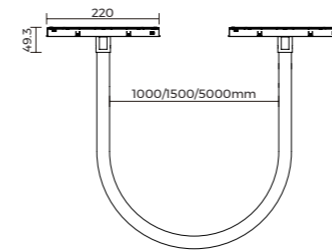
Luminaire Parameters	
Size	φ100mm
Diffuser	PC
Lumens	260LM
Typ. power	5W
CCT	2700K/ 3000K/ 3500K/ 4000K
CRI	>90
Beam angle	/
Input voltage	48VDC
Dimming	Non-dimming/ DALI/ CASAMBI/ Tuya
Coating	Black ●
IP rating	IP20
Color tolerance	SDCM< 5 step
Intallation	Track mounted
Warranty	3 years
Certification	CE/ UKCA/ Rohs/ Reach

M20IW NEW
Waterdrop light




Luminaire Parameters	
Size	φ40*100mm
Diffuser	Lens
Lumens	470LM
Typ. power	3W
CCT	2700K/ 3000K/ 3500K/ 4000K
CRI	>90
Beam angle	/
Input voltage	48VDC
Dimming	Non-dimming/ DALI/ CASAMBI/ Tuya
Coating	Black ●
IP rating	IP20
Color tolerance	SDCM< 5 step
Intallation	Track mounted
Warranty	3 years
Certification	CE/ UKCA/ Rohs/ Reach

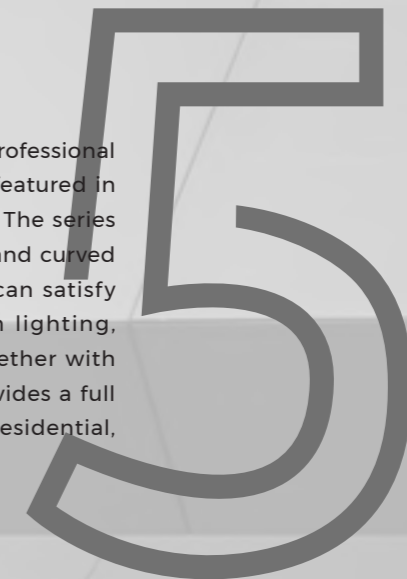
M20NK-25 NEW
Round neon



Luminaire Parameters	
Size	φ25*1000/ 2500/ 5000mm
Diffuser	Round neon
Lumens	840/ 1960/ 4200LM
Typ. power	12W/ 28W/ 60W
CCT	2700K/ 3000K/ 3500K/ 4000K
CRI	>90
Beam angle	360°
Input voltage	48VDC
Dimming	Non-dimming/ DALI/ CASAMBI/ Tuya
Coating	Black ●
IP rating	IP20
Color tolerance	SDCM< 5 step
Intallation	Track mounted
Warranty	3 years
Certification	CE/ UKCA/ Rohs/ Reach

Linear Luminaire

 **COLORS** Linear Luminaire, with more professional optical design and anti-glare concept, is featured in deep anti-glare and precise light control. The series include 25-70mm wide linear luminaires and curved luminaire of 0.8/ 1.5/ 3m diameter etc., can satisfy professional demands for indoor main lighting, accent lighting and special lighting. Together with sensor modules and smart control, it provides a full set of linear lighting solution for office, residential, commercial, and industrial space.



Product Series


SLIM25

SLIM25 is a linear luminaire with 25mm slim luminous surface. It supports pendant, ceiling, recessed and trim-less recessed installation. It has 8 optics, can achieve diffuse ambient lighting, wall-washing, polarized lighting and anti-glare accent lighting, functional and full of linear charm.



BASIC

BASIC is a linear luminaire of 30/ 50/ 70mm width. It supports pendant, recessed installation, whole luminaire splicing, with on/ off, 1-10V, DALI2+Push dimming and Casambi/ Tuya smart control, can satisfy needs for flood lighting and indirect lighting.




GLS40

GLS40 is a linear luminaire with 40mm luminous surface. It supports pendant, ceiling and recessed installation. It has 4 optics to achieve effective basic lighting, UGR<13 anti-glare accent lighting and professional polarized lighting, concise in look but detail-oriented in functions.




SKYLINE

SKYLINE links two points together as an outright line. It can match with 6m COF/ high-brightness LED strip and 12m/ 20m ultra-long LED strip to achieve direct, indirect lighting and wall washing, full of the charm of purest linear.



LINE60

LINE60 is a linear luminaire with 60mm luminous surface. It supports pendant, ceiling and recessed installation. It has 7 optics including 145lm/ W, UGR<19 diffuse module together with smart sensors to create you a healthy and smart high-end office lighting.





SLIM25

SLIM25 is a linear luminaire with 25mm slim luminous surface. It supports pendant, ceiling, recessed and trim-less recessed installation. It has 8 optics, can achieve diffuse ambient lighting, wall-washing, polarized lighting and anti-glare accent lighting, functional and full of linear charm.

Light and shadow follow, choose as you like

DC 24V

Pendant

Ceiling

Recessed


Trimless recessed

Pendant (Lighting upward&downward)

General Lighting


Adopt High light transmittance mask and the performance is excellent. High flux and high efficiency, uniform luminous surface and high quality of light output is the best choice to provide efficient illumination in the public space.

LS25FD



Diffuser

LS25FP




Prismatic diffuser

LS25KD




Blocked frosted diffuser

LM25FD



Diffuser

LM25FP




Prismatic diffuser

LM25KD




Blocked frosted diffuser

LE25FD



Diffuser

LE25FP



Prismatic diffuser

LR25FD



Diffuser

LR25FP



Prismatic diffuser

LH25FD



Diffuser

LH25FP



Prismatic diffuser

Accent lighting

Adopt ultra anti-glare design, shielding angle>30°, UGR<13, provide "eye-friendly" lighting, suitable for video conference rooms, and can also be used for high-space lighting and accent lighting.

LS25G(A)



Grating 30°



Grating 55°

LM25G(A)



Grating 30°



Grating 55°

LE25G(A)




Grating 30°



Grating 55°

LR25G(A)



Grating 30°



Grating 55°

LH25G(A)



Grating 30°




Grating 55°

Polarizing lighting

Asymmetric optical design, with excellent light uniformity in the vertical lighting direction, suitable for metope lighting and shelf lighting, can be applied in museum, library, retail or reception area.

LM25LA




Asymmetric

LM25LS




Double asymmetric

LE25LA



Asymmetric

LE25LS



Double asymmetric

LR25LA



Asymmetric

LR25LS



Double asymmetric

Light and shadow follow, choose as you like

AC 220V

Pendant


Pendant
(Lighting upward&downward)

Wall mounted

General Lighting

Adopt High light transmittance mask and the performance is excellent. High flux and high efficiency, uniform luminous surface and high quality of light output is the best choice to provide efficient illumination in the public space.

LS25FD / LS25FP



Diffuser



Prismatic diffuser

LH25FD / LH25FP



Diffuser



Prismatic diffuser

LC25FD




Diffuser

Accent lighting

Adopt ultra anti-glare design, shielding angle $>30^{\circ}$, UGR <13 , provide "eye-friendly" lighting, suitable for video conference rooms, and can also be used for high-space lighting and accent lighting.

LS25G(A)



Grating 30°



Grating 55°

LH25G(A)



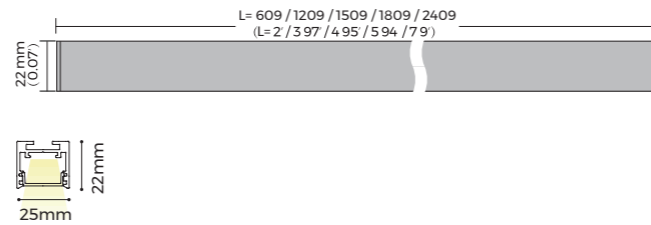

Grating 30°



Grating 55°

LS25FD DC 24V

Diffuser



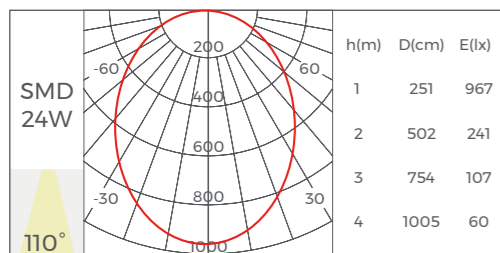
Basic Parameters

Installation	Pendant
Lighting direction	Downward
Material	AL6063-T5, spraying surface/ anodizing
Coating	Silver anodized, Black, White
Dimming method	No Power supply
Input voltage	DC24V
Application	Indoor
IP grade	IP20
Warranty	5 years
Certification	CE, Rohs, Reach

Luminaire Parameters

Light source	Brigelix 2835				
SDCM	≤3 Step(ANSI)				
CRI	80\90				
CCT	2700\3000\3500\4000\5000\6500K				
Length (mm)	609	1209	1509	1809	2409
Power (w)	12	24	30	36	48
Luminous flux (lm)	1260	2520	3150	3780	5040
Light efficiency	105LM/ W				
Beam angle	100°				

* The above parameters are based on Ra80, 4000K Light source.



Installation Accessories

Whole luminaire splicing bars	EX-29 105*23*8.1mm	
Splicing bars	EX-31 100*15.5*2mm	
Pendant Accessory	PD-01 φ25*30mm	
Power box 100w Non dimming	PB-02 574*25*50mm	
Power box 100w 1-10v dimming	PB-04 574*35*60mm	

Corner accessories

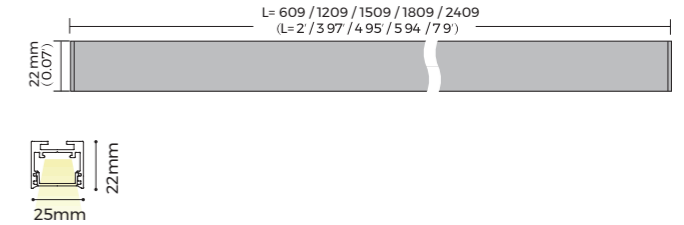
L-shaped	L90-LS25 277X277X22mm	
T-shaped	T90-LS25 529X277X22mm	
X-shaped	X90-LS25 529X529X22mm	

* All corners are available in with/ without light source.



LS25FP DC 24V

Prismatic



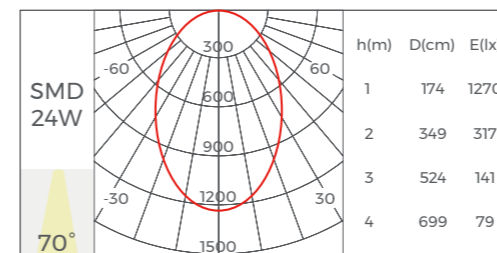
Basic Parameters

Installation	Pendant
Lighting direction	Downward
Material	AL6063-T5, spraying surface/ anodizing
Coating	Silver anodized, Black, White
Dimming method	No Power supply
Input voltage	DC24V
Application	Indoor
IP grade	IP20
Warranty	5 years
Certification	CE, Rohs, Reach

Luminaire Parameters

Light source	Brigelix 2835				
SDCM	≤3 Step(ANSI)				
CRI	80\90				
CCT	2700\3000\3500\4000\5000\6500K				
Length (mm)	609	1209	1509	1809	2409
Power (w)	12	24	30	36	48
Luminous flux (lm)	1260	2520	3150	3780	5040
Light efficiency	105LM/ W				
Beam angle	70°				

* The above parameters are based on Ra80, 4000K Light source.



Installation Accessories

Whole luminaire splicing bars	EX-29 105*23*8.1mm	
Splicing bars	EX-31 100*15.5*2mm	
Pendant Accessory	PD-01 φ25*30mm	
Power box 100w Non dimming	PB-02 574*25*50mm	
Power box 100w 1-10v dimming	PB-04 574*35*60mm	

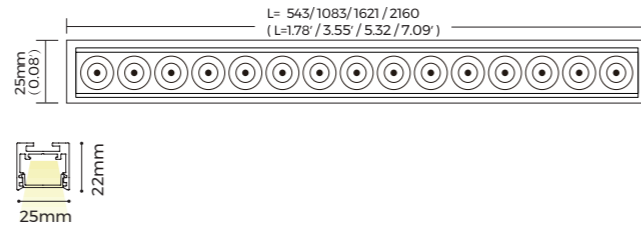

Corner accessories

L-shaped	L90-LS25 277X277X22mm	
T-shaped	T90-LS25 529X277X22mm	
X-shaped	X90-LS25 529X529X22mm	

* All corners are available in with/ without light source.

LS25G(A) DC 24V

Grating



Basic Parameters

Installation	Pendant
Lighting direction	Downward
Material	AL6063-T5, spraying surface/ anodizing
Coating	Silver anodized, Black, White
Dimming method	No Power supply
Input voltage	DC24V
Application	Indoor
IP grade	IP20
Warranty	5 years
Certification	CE, Rohs, Reach

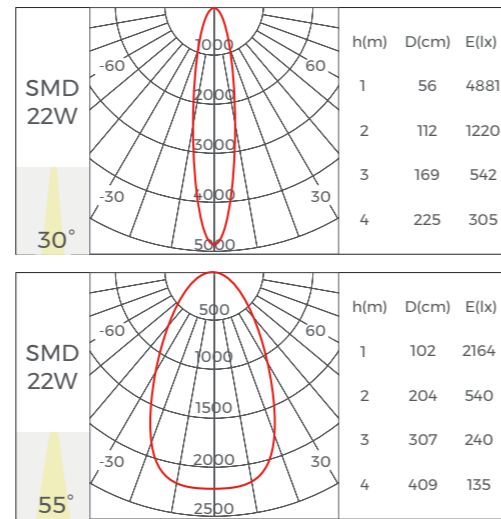
Installation Accessories

Whole luminaire splicing bars	EX-29 105*23*8.1mm	
Splicing bars	EX-31 100*15.5*2mm	
Pendant Accessory	PD-01 φ25*30mm	
Power box 100w Non dimming	PB-02 574*25*50mm	
Power box 100w 1-10v dimming	PB-04 574*35*60mm	

Luminaire Parameters

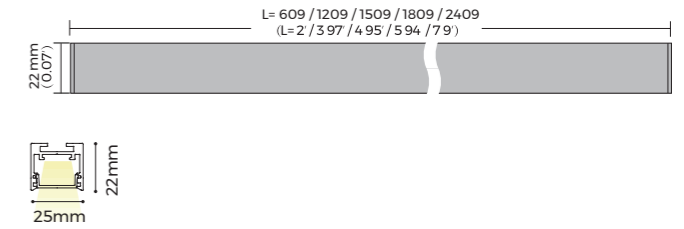
Light source	OSRAM 2835			
SDCM	≤3 Step(ANSI)			
UGR	<10			
CRI	80\90			
CCT	2700\3000\3500\4000\5000\6500K			
Length (mm)	543	1083	1621	2160
Power (w)	11	22	33	44
Luminous flux (lm)	935	1870	2805	3740
Light efficiency	85LM/ W			
Beam angle	30° \55°			

* The above parameters are based on Ra80, 4000K, 30°, Light source.



LS25KD DC 24V

Blocked frosted diffuser



Basic Parameters

Installation	Pendant
Lighting direction	Downward
Material	AL6063-T5, spraying surface/ anodizing
Coating	Silver anodized, Black, White
Dimming method	No Power supply
Input voltage	DC24V
Application	Indoor
IP grade	IP20
Warranty	5 years
Certification	CE, Rohs, Reach

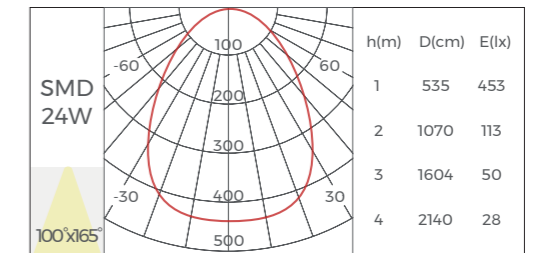
Installation Accessories

Whole luminaire splicing bars	EX-29 105*23*8.1mm	
Splicing bars	EX-31 100*15.5*2mm	
Pendant Accessory	PD-01 φ25*30mm	
Power box 100w Non dimming	PB-02 574*25*50mm	
Power box 100w 1-10v dimming	PB-04 574*35*60mm	

Luminaire Parameters

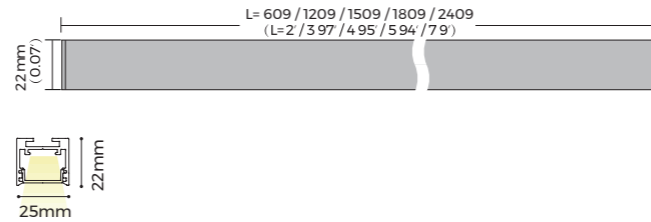

Light source	Brigelux 2835				
SDCM	≤3 Step(ANSI)				
CRI	80\90				
CCT	2700\3000\3500\4000\5000\6500K				
Length (mm)	609	1209	1509	1809	2409
Power (w)	12	24	30	36	48
Luminous flux (lm)	1200	2400	3000	3600	4800
Light efficiency	100LM/ W				
Beam angle	(110° x165°)				

* The above parameters are based on Ra80, 4000K Light source.



LM25FD DC 24V

Diffuser



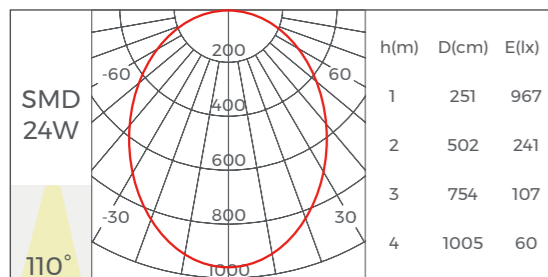
Basic Parameters

Installation	Ceiling
Lighting direction	Downward
Material	AL6063-T5, spraying surface/ anodizing
Coating	Silver anodized, Black, White
Dimming method	No Power supply
Input voltage	DC24V
Application	Indoor
IP grade	IP20
Warranty	5 years
Certification	CE, Rohs, Reach

Luminaire Parameters

Light source	Brigelux 2835				
SDCM	≤3 Step(ANSI)				
CRI	80\90				
CCT	2700\3000\3500\4000\5000\6500K				
Length (mm)	609	1209	1509	1809	2409
Power (w)	12	24	30	36	48
Luminous flux (lm)	1260	2520	3150	3780	5040
Light efficiency	105LM/ W				
Beam angle	100°				

* The above parameters are based on Ra80, 4000K Light source.



Installation Accessories

Splicing bars	EX-31 100*15.5*2mm	
---------------	-----------------------	--

Corner accessories

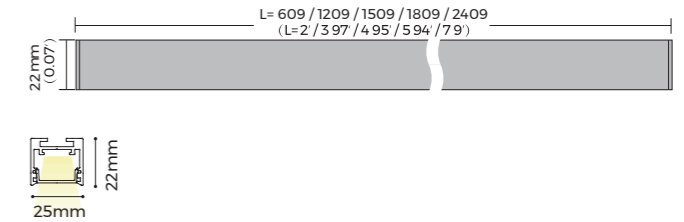

L-shaped	L90-LM25 277X277X22mm	
T-shaped	T90-LM25 529X277X22mm	
X-shaped	X90-LM25 529X529X22mm	

* All corners are available in with/ without light source.



LM25FP DC 24V

Prismatic



Basic Parameters

Installation	Ceiling
Lighting direction	Downward
Material	AL6063-T5, spraying surface/ anodizing
Coating	Silver anodized, Black, White
Dimming method	No Power supply
Input voltage	DC24V
Application	Indoor
IP grade	IP20
Warranty	5 years
Certification	CE, Rohs, Reach

Luminaire Parameters

Light source	Brigelux 2835				
SDCM	≤3 Step(ANSI)				
CRI	80\90				
CCT	2700\3000\3500\4000\5000\6500K				
Length (mm)	609	1209	1509	1809	2409
Power (w)	12	24	30	36	48
Luminous flux (lm)	1260	2520	3150	3780	5040
Light efficiency	105LM/ W				
Beam angle	70°				

* The above parameters are based on Ra80, 4000K Light source.

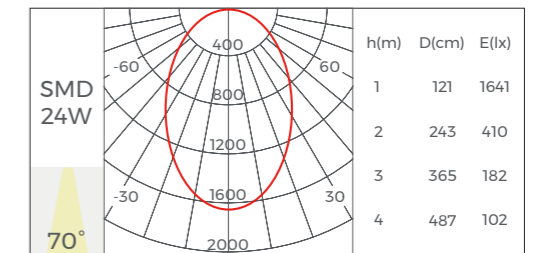
Installation Accessories

Splicing bars	EX-31 100*15.5*2mm	
---------------	-----------------------	--

Corner accessories

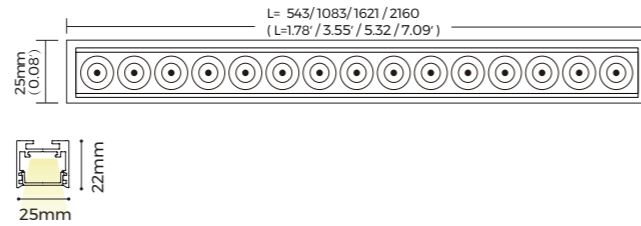

L-shaped	L90-LM25 277X277X22mm	
T-shaped	T90-LM25 529X277X22mm	
X-shaped	X90-LM25 529X529X22mm	

* All corners are available in with/ without light source.



LM25G(A) DC 24V

Grating



Basic Parameters

Installation	Ceiling
Lighting direction	Downward
Material	AL6063-T5, spraying surface/anodizing
Coating	Silver anodized, Black, White
Dimming method	No Power supply
Input voltage	DC24V
Application	Indoor
IP grade	IP20
Warranty	5 years
Certification	CE, Rohs, Reach

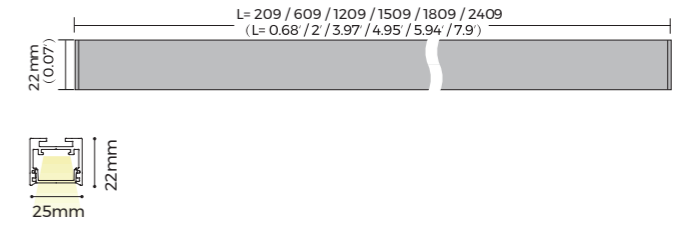
Luminaire Parameters

Light source	OSRAM 2835
SDCM	≤3 Step(ANSI)
UGR	<10
CRI	80\90
CCT	2700\3000\3500\4000\5000\6500K
Length (mm)	543 1083 1621 2160
Power (w)	11 22 33 44
Luminous flux (lm)	935 1870 2805 3740
Light efficiency	85LM/W
Beam angle	30° \ 55°

* The above parameters are based on Ra80, 4000K, 30°, Light source.

LM25LA DC 24V

Asymmetric



Basic Parameters

Installation	Ceiling
Lighting direction	Downward
Material	AL6063-T5, spraying surface/anodizing
Coating	Silver anodized, Black, White
Dimming method	No Power supply
Input voltage	DC24V
Application	Indoor
IP grade	IP20
Warranty	5 years
Certification	CE, Rohs, Reach

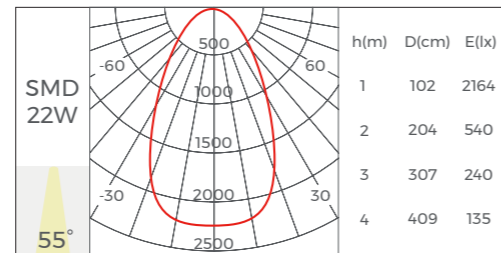
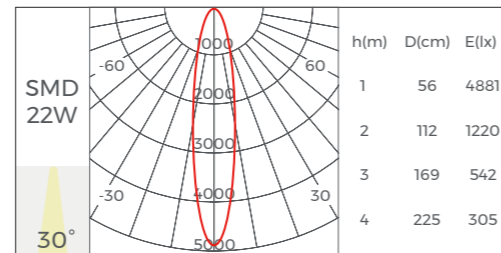
Luminaire Parameters

Light source	Brigelux 2835
SDCM	≤3 Step(ANSI)
CRI	80\90
CCT	2700\3000\3500\4000\5000\6500K
Length (mm)	209 609 1209 1509 1809 2409
Power (w)	6 12 24 30 36 48
Luminous flux (lm)	720 1440 2880 3600 4320 5760
Light efficiency	120LM/W
Beam angle	(95° x50° x15°)

* The above parameters are based on Ra80, 4000K Light source.

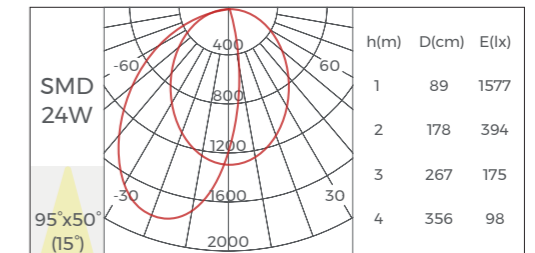
Installation Accessories

Splicing bars EX-31 100*15.5*2mm



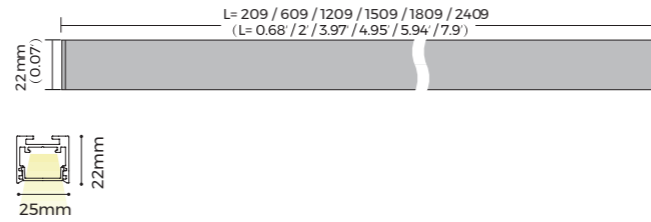
Installation Accessories

Splicing bars EX-31 100*15.5*2mm



LM25LS DC 24V

Double asymmetric



Basic Parameters

Installation	Ceiling
Lighting direction	Downward
Material	AL6063-T5, spraying surface/ anodizing
Coating	Silver anodized, Black, White
Dimming method	No Power supply
Input voltage	DC24V
Application	Indoor
IP grade	IP20
Warranty	5 years
Certification	CE, Rohs, Reach

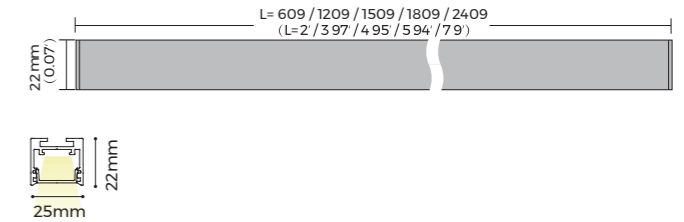

Luminaire Parameters

Light source	Brigelix 2835					
SDCM	≤3 Step(ANSI)					
CRI	80\90					
CCT	2700\3000\3500\4000\5000\6500K					
Length (mm)	209	609	1209	1509	1809	2409
Power (w)	6	12	24	30	36	48
Luminous flux (lm)	720	1440	2880	3600	4320	5760
Light efficiency	120LM/ W					
Beam angle	(100° x90° x15°)					

* The above parameters are based on Ra80, 4000K Light source.

LM25KD DC 24V

Blocked frosted diffuser



Basic Parameters

Installation	Ceiling
Lighting direction	Downward
Material	AL6063-T5, spraying surface/ anodizing
Coating	Silver anodized, Black, White
Dimming method	No Power supply
Input voltage	DC24V
Application	Indoor
IP grade	IP20
Warranty	5 years
Certification	CE, Rohs, Reach

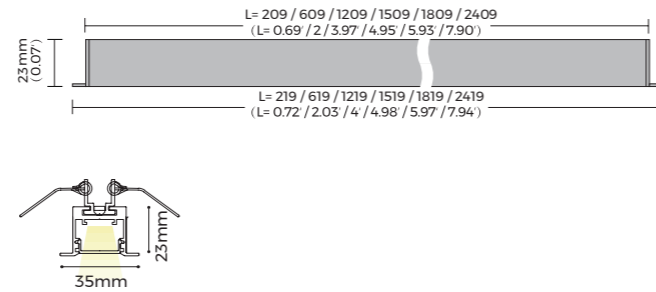

Luminaire Parameters

Light source	Brigelix 2835				
SDCM	≤3 Step(ANSI)				
CRI	80\90				
CCT	2700\3000\3500\4000\5000\6500K				
Length (mm)	609	1209	1509	1809	2409
Power (w)	12	24	30	36	48
Luminous flux (lm)	1200	2400	3000	3600	4800
Light efficiency	100LM/ W				
Beam angle	(110° x165°)				

* The above parameters are based on Ra80, 4000K Light source.

LE25FD DC 24V

Diffuser



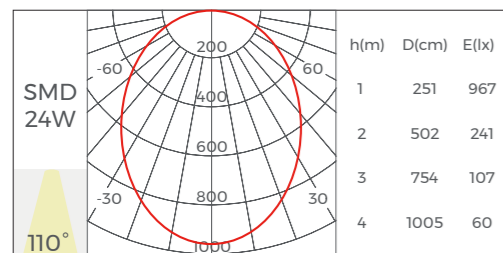
Basic Parameters

Installation	Recessed
Lighting direction	Downward
Material	AL6063-T5, spraying surface/ anodizing
Coating	Silver anodized, Black, White
Dimming method	No Power supply
Input voltage	DC24V
Application	Indoor
IP grade	IP20
Warranty	5 years
Certification	CE, Rohs, Reach

Luminaire Parameters

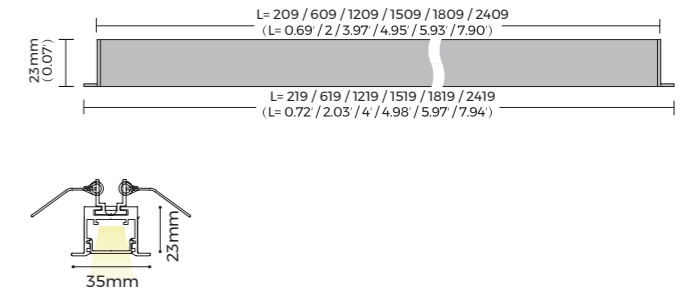

Light source	Brigelix 2835				
SDCM	≤3 Step(ANSI)				
CRI	80\90				
CCT	2700\3000\3500\4000\5000\6500K				
Length (mm)	219	619	1219	1519	1819
Power (w)	4	12	24	30	36
Luminous flux (lm)	420	1260	2520	3150	3780
Light efficiency	105LM/ W				
Beam angle	100°				

* The above parameters are based on Ra80, 4000K Light source.



LE25FP DC 24V

Prismatic



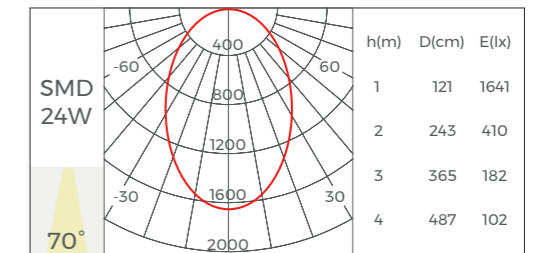
Basic Parameters

Installation	Recessed
Lighting direction	Downward
Material	AL6063-T5, spraying surface/ anodizing
Coating	Silver anodized, Black, White
Dimming method	No Power supply
Input voltage	DC24V
Application	Indoor
IP grade	IP20
Warranty	5 years
Certification	CE, Rohs, Reach

Luminaire Parameters


Light source	Brigelix 2835				
SDCM	≤3 Step(ANSI)				
CRI	80\90				
CCT	2700\3000\3500\4000\5000\6500K				
Length (mm)	219	619	1219	1519	1819
Power (w)	4	12	24	30	36
Luminous flux (lm)	420	1260	2520	3150	3780
Light efficiency	105LM/ W				
Beam angle	70°				

* The above parameters are based on Ra80, 4000K Light source.

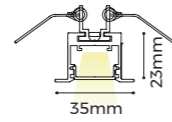
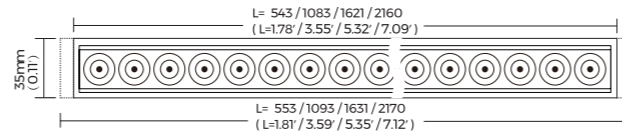


LE25G(A) DC 24V

Grating



≤3 SDCM <10 UGR



Basic Parameters

Installation	Ceiling
Lighting direction	Downward
Material	AL6063-T5, spraying surface/ anodizing
Coating	Silver anodized, Black, White
Dimming method	No Power supply
Input voltage	DC24V
Application	Indoor
IP grade	IP20
Warranty	5 years
Certification	CE, Rohs, Reach

Luminaire Parameters

Light source	OSRAM 2835			
SDCM	≤3 Step(ANSI)			
UGR	<10			
CRI	80\90			
CCT	2700\3000\3500\4000\5000\6500K			
Length (mm)	553	1093	1631	2170
Power (w)	11	22	33	44
Luminous flux (lm)	935	1870	2805	3740
Light efficiency	85LM/ W			
Beam angle	30° \55°			

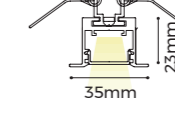
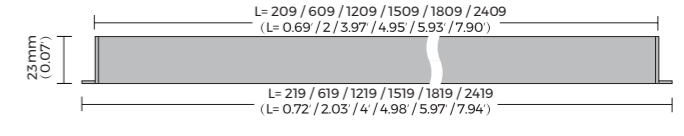
* The above parameters are based on Ra80, 4000K, 30°, Light source.

LE25LA DC 24V

Asymmetric



≤3 SDCM



Basic Parameters

Installation	Recessed
Lighting direction	Downward
Material	AL6063-T5, spraying surface/ anodizing
Coating	Silver anodized, Black, White
Dimming method	No Power supply
Input voltage	DC24V
Application	Indoor
IP grade	IP20
Warranty	5 years
Certification	CE, Rohs, Reach

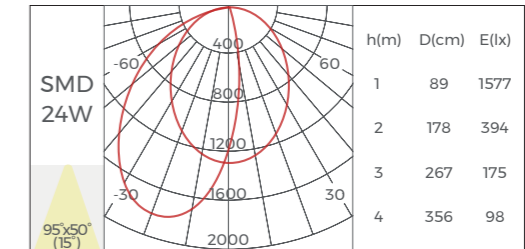
Luminaire Parameters

Light source	Brigelix 2835					
SDCM	≤3 Step(ANSI)					
CRI	80\90					
CCT	2700\3000\3500\4000\5000\6500K					
Length (mm)	219	619	1219	1519	1819	2409
Power (w)	6	12	24	30	36	48
Luminous flux (lm)	720	1440	2880	3600	4320	5470
Light efficiency	120LM/ W					
Beam angle	(95° x50° x15°)					

* The above parameters are based on Ra80, 4000K Light source.

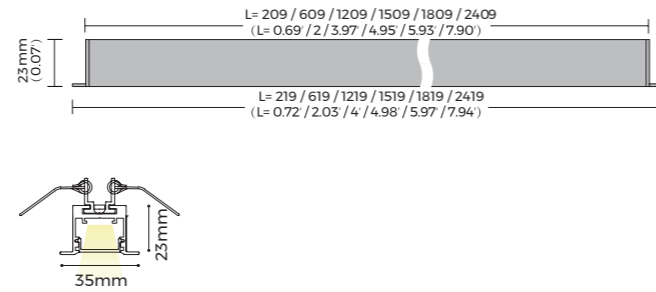
Installation Accessories

Splicing bars	EX-31 100*15.5*2mm
---------------	--------------------



LE25LS DC 24V

Double asymmetric



Basic Parameters

Installation	Recessed
Lighting direction	Downward
Material	AL6063-T5, spraying surface/ anodizing
Coating	Silver anodized, Black, White
Dimming method	No Power supply
Input voltage	DC24V
Application	Indoor
IP grade	IP20
Warranty	5 years
Certification	CE, Rohs, Reach

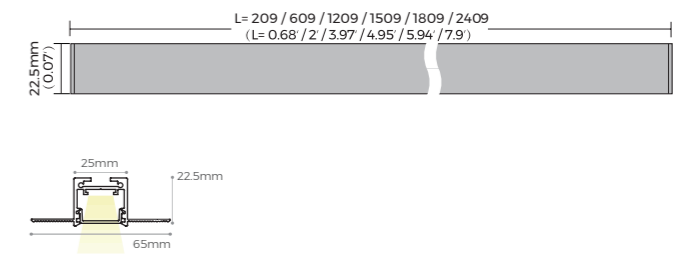
Luminaire Parameters

Light source	Brigelux 2835					
SDCM	≤3 Step(ANSI)					
CRI	80\90					
CCT	2700\3000\3500\4000\5000\6500K					
Length (mm)	219	619	1219	1519	1819	2419
Power (w)	6	12	24	30	36	48
Luminous flux(lm)	720	1440	2880	3600	4320	5760
Light efficiency	120LM/ W					
Beam angle	(100° x90° x15°)					

* The above parameters are based on Ra80, 4000K Light source.

LR25FD DC 24V

Diffuser



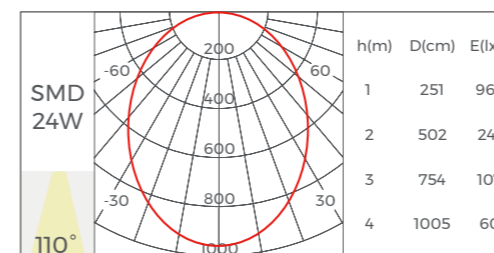
Basic Parameters

Installation	Trimless recessed
Lighting direction	Downward
Material	AL6063-T5, spraying surface/ anodizing
Coating	Silver anodized, Black, White
Dimming method	No Power supply
Input voltage	DC24V
Application	Indoor
IP grade	IP20
Warranty	5 years
Certification	CE, Rohs, Reach

Luminaire Parameters

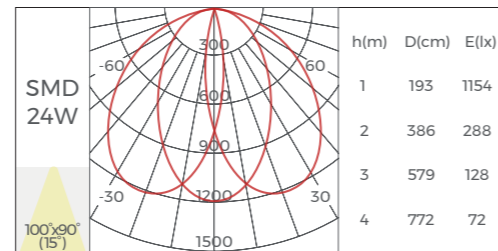
Light source	Brigelux 2835					
SDCM	≤3 Step(ANSI)					
CRI	80\90					
CCT	2700\3000\3500\4000\5000\6500K					
Length (mm)	209	609	1209	1509	1809	2409
Power (w)	4	12	24	30	36	48
Luminous flux(lm)	420	1260	2520	3150	3780	5760
Light efficiency	105LM/ W					
Beam angle	100°					

* The above parameters are based on Ra80, 4000K Light source.



Installation Accessories

Splicing bars	EX-31 100*15.5*2mm
---------------	-----------------------



Installation Accessories

Splicing bars	EX-31 100*15.5*2mm
---------------	-----------------------

Corner accessories

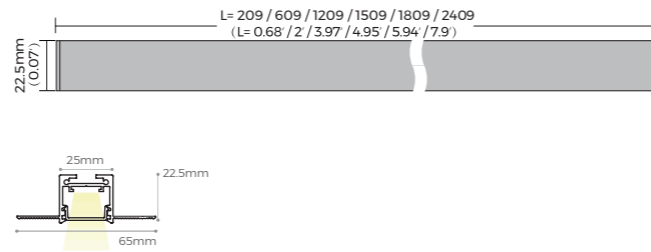
L-shaped	L90-LR25 277X277X22.5mm
T-shaped	T90-LR25 529X277X22.5mm
X-shaped	X90-LR25 529X529X22.5mm

* All corners are available in with/ without light source.



LR25FP DC 24V

Prismatic



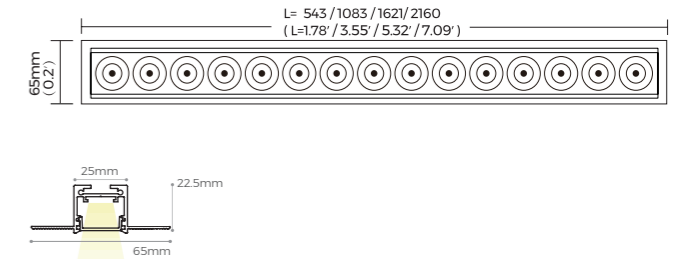
Basic Parameters	
Installation	Trimless recessed
Lighting direction	Downward
Material	AL6063-T5, spraying surface/ anodizing
Coating	Silver anodized, Black, White
Dimming method	No Power supply
Input voltage	DC24V
Application	Indoor
IP grade	IP20
Warranty	5 years
Certification	CE, Rohs, Reach

Luminaire Parameters	
Light source	Brigelux 2835
SDCM	≤3 Step(ANSI)
CRI	80\90
CCT	2700\3000\3500\4000\5000\6500K
Length (mm)	209 609 1209 1509 1809 2409
Power (w)	4 12 24 30 36 48
Luminous flux (lm)	420 1260 2520 3150 3780 5760
Light efficiency	105LM/ W
Beam angle	70°

* The above parameters are based on Ra80, 4000K Light source.

LR25G(A) DC 24V

Grating



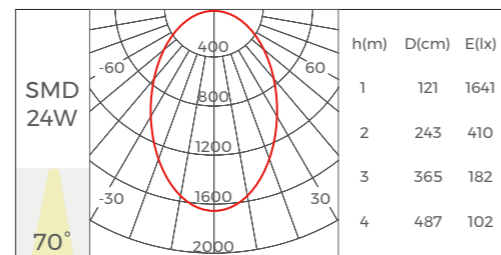
Basic Parameters	
Installation	Trimless recessed
Lighting direction	Downward
Material	AL6063-T5, spraying surface/ anodizing
Coating	Silver anodized, Black, White
Dimming method	No Power supply
Input voltage	DC24V
Application	Indoor
IP grade	IP20
Warranty	5 years
Certification	CE, Rohs, Reach

Luminaire Parameters	
Light source	OSRAM 2835
SDCM	≤3 Step(ANSI)
UGR	<10
CRI	80\90
CCT	2700\3000\3500\4000\5000\6500K
Length (mm)	543 1083 1621 2160
Power (w)	11 22 33 44
Luminous flux (lm)	935 1870 2805 3740
Light efficiency	85LM/ W
Beam angle	30°\55°

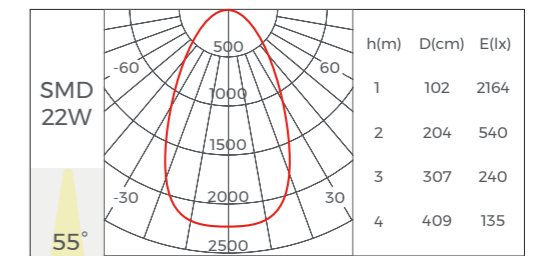
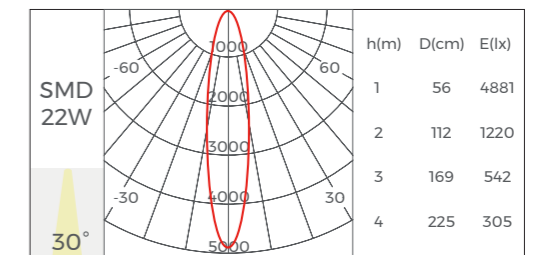
* The above parameters are based on Ra80, 4000K, 30°, Light source.

Installation Accessories	
Splicing bars	EX-31 100*15,5*2mm
Corner accessories	
L-shaped	L90-LR25 277X277X22.5mm
T-shaped	T90-LR25 529X277X22.5mm
X-shaped	X90-LR25 529X529X22.5mm

* All corners are available in with/ without light source.

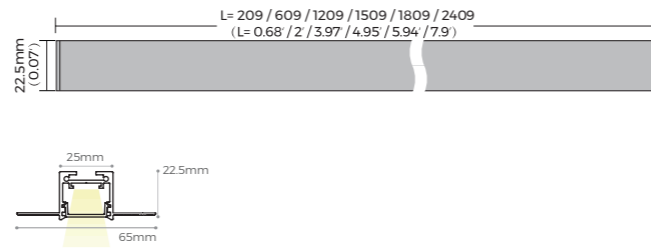


Installation Accessories	
Splicing bars	EX-31 100*15,5*2mm



LR25LA DC 24V

Asymmetric



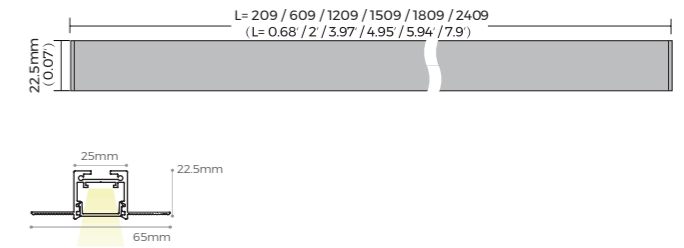
Basic Parameters	
Installation	Trimless recessed
Lighting direction	Downward
Material	AL6063-T5, spraying surface/ anodizing
Coating	Silver anodized, Black, White
Dimming method	No Power supply
Input voltage	DC24V
Application	Indoor
IP grade	IP20
Warranty	5 years
Certification	CE, Rohs, Reach

Luminaire Parameters	
Light source	Brigelux 2835
SDCM	≤3 Step(ANSI)
CRI	80\90
CCT	2700\3000\3500\4000\5000\6500K
Length (mm)	209 609 1209 1509 1809 2409
Power (w)	6 12 24 30 36 48
Luminous flux (lm)	720 1440 2880 3600 4320 5760
Light efficiency	120LM/ W
Beam angle	(95° x50° x15°)

* The above parameters are based on Ra80, 4000K Light source.

LR25LS DC 24V

Double asymmetric



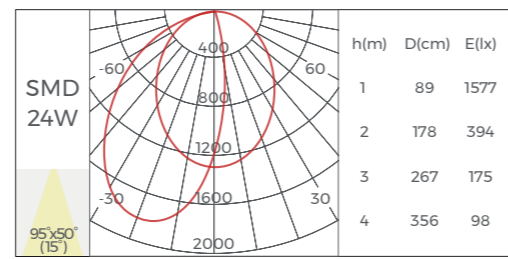
Basic Parameters	
Installation	Trimless recessed
Lighting direction	Downward
Material	AL6063-T5, spraying surface/ anodizing
Coating	Silver anodized, Black, White
Dimming method	No Power supply
Input voltage	DC24V
Application	Indoor
IP grade	IP20
Warranty	5 years
Certification	CE, Rohs, Reach

Luminaire Parameters	
Light source	Brigelux 2835
SDCM	≤3 Step(ANSI)
CRI	80\90
CCT	2700\3000\3500\4000\5000\6500K
Length (mm)	209 609 1209 1509 1809 2409
Power (w)	6 12 24 30 36 48
Luminous flux (lm)	720 1440 2880 3600 4320 5760
Light efficiency	120LM/ W
Beam angle	(100° x90° x15°)

* The above parameters are based on Ra80, 4000K Light source.

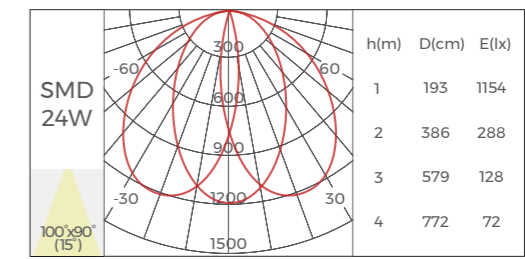
Installation Accessories

Splicing bars EX-31 100*15.5*2mm



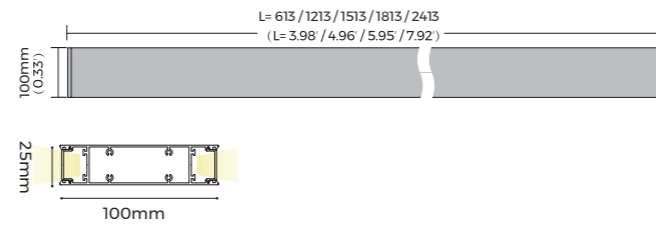

Installation Accessories

Splicing bars EX-31 100*15.5*2mm



LH25FD DC 24V

Diffuser



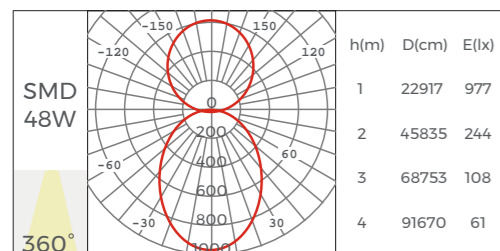
Basic Parameters

Installation	Pendant
Lighting direction	Upward&Downward
Material	AL6063-T5, spraying surface/ anodizing
Coating	Silver anodized, Black, White
Dimming method	No Power supply
Input voltage	DC24V
Application	Indoor
IP grade	IP20
Warranty	5 years
Certification	CE, Rohs, Reach

Luminaire Parameters

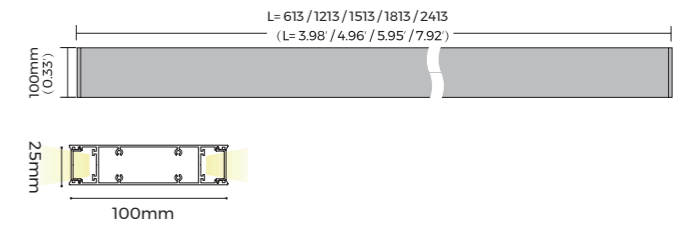

Light source	Brigelux 2835				
SDCM	≤3 Step(ANSI)				
CRI	80\90				
CCT	2700\3000\3500\4000\5000\6500K				
Length (mm)	613	1213	1513	1813	2413
Power (w)	24	48	60	72	96
Luminous flux (lm) (Up)	950	1900	2380	2850	3800
Luminous flux (lm) (Down)	1210	2420	3020	3630	4840
Light efficiency	90LM/ W				
Beam angle	360°				

* The above parameters are based on Ra80, 4000K Light source.



LH25FP DC 24V

Diffuser



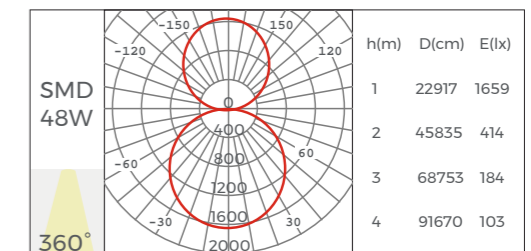
Basic Parameters

Installation	Pendant
Lighting direction	Upward&Downward
Material	AL6063-T5, spraying surface/ anodizing
Coating	Silver anodized, Black, White
Dimming method	No Power supply
Input voltage	DC24V
Application	Indoor
IP grade	IP20
Warranty	5 years
Certification	CE, Rohs, Reach

Luminaire Parameters

Light source	Brigelux 2835				
SDCM	≤3 Step(ANSI)				
CRI	80\90				
CCT	2700\3000\3500\4000\5000\6500K				
Length (mm)	613	1213	1513	1813	2413
Power (w)	24	48	60	72	96
Luminous flux (lm) (Up)	940	1890	2360	2830	3780
Luminous flux (lm) (Down)	1220	2430	3040	3650	4860
Light efficiency	90LM/ W				
Beam angle	360°				

* The above parameters are based on Ra80, 4000K Light source.




Installation Accessories

Splicing bars	EX-30 80*22*15mm	
Pendant Accessory	PD-01 φ25*30mm	
Power box 100w Non dimming	PB-02 574*25*50mm	
Power box 100w 1-10v dimming	PB-04 574*35*60mm	

Corner accessories

L-shaped	L90-LH25 277X277X100mm	
T-shaped	T90-LH25 529X277X100mm	
X-shaped	X90-LH25 529X529X100mm	

* All corners are available in with/ without light source.



Installation Accessories

Splicing bars	EX-30 80*22*15mm	
Pendant Accessory	PD-01 φ25*30mm	
Power box 100w Non dimming	PB-02 574*25*50mm	
Power box 100w 1-10v dimming	PB-04 574*35*60mm	

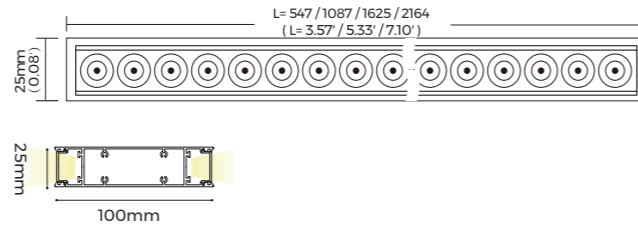

Corner accessories

L-shaped	L90-LH25 277X277X100mm	
T-shaped	T90-LH25 529X277X100mm	
X-shaped	X90-LH25 529X529X100mm	

* All corners are available in with/ without light source.

LH25G(A) DC 24V

Grating



Basic Parameters

Installation	Pendant
Lighting direction	Upward&Downward
Material	AL6063-T5, spraying surface/ anodizing
Coating	Silver anodized, Black, White
Dimming method	No Power supply
Input voltage	DC24V
Application	Indoor
IP grade	IP20
Warranty	5 years
Certification	CE, Rohs, Reach

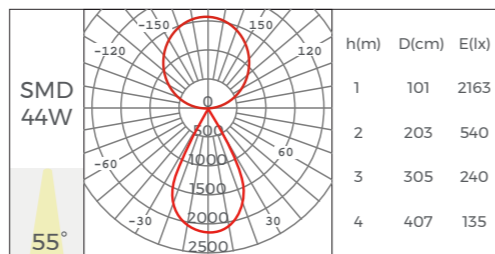
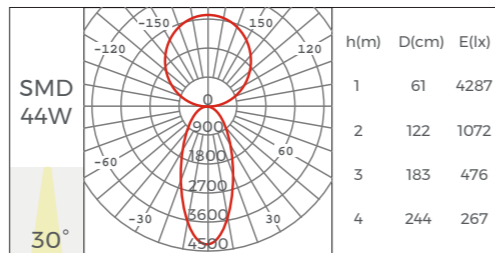
Installation Accessories

Splicing bars	EX-30 80*22*15mm	
Pendant Accessory	PD-01 φ25*30mm	
Power box Non dimming	PB-02 574*25*50mm	
Power box 1-10v dimming	PB-04 574*35*60mm	

Luminaire Parameters

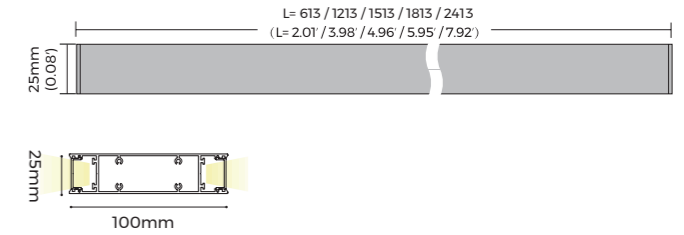

Light source	OSRAM 2835			
SDCM	≤3 Step(ANSI)			
UGR	<10			
CRI	80\90			
CCT	2700\3000\3500\4000\5000\6500K			
Length (mm)	547	1087	1625	2164
Power (w)	22	44	66	88
Luminous flux (lm) (Up)	590	1170	1760	2350
Luminous flux (lm) (Down)	840	1690	2530	3370
Light efficiency	65LM/W			
Beam angle	30°\55°			

* The above parameters are based on Ra80, 4000K, 30°, Light source.



LC25FD AC 220V

Diffuser



Basic Parameters

Installation	Wall mounted
Lighting direction	Upward&Downward
Material	AL6063-T5, spraying surface/ anodizing
Coating	Silver anodized, Black, White
Dimming method	Non/1-10V/DALI-2 optional
Input voltage	AC200-240V
Application	Indoor
IP grade	IP20
Warranty	5 years
Certification	CE, Rohs, Reach

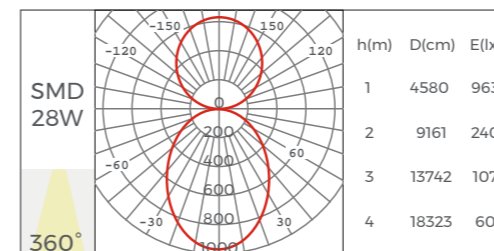
Installation Accessories

Splicing bars	EX-30 80*22*15mm	
---------------	---------------------	--

Luminaire Parameters

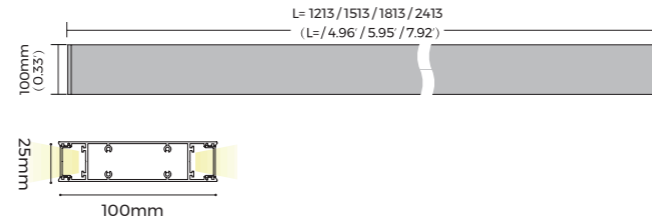
Light source	Brigelux 2835				
SDCM	≤3 Step(ANSI)				
CRI	80\90				
CCT	2700\3000\3500\4000\5000\6500K				
Length (mm)	613	1213	1513	1813	2413
Power (w)	14	28	39	46	58
Luminous flux (lm) (Up)	700	1400	1950	2300	2900
Luminous flux (lm) (Down)	700	1400	1950	2300	2900
Light efficiency	100LM/W				
Beam angle	360°				

* The above parameters are based on Ra80, 4000K Light source.



LH25FD AC 220V

Diffuser



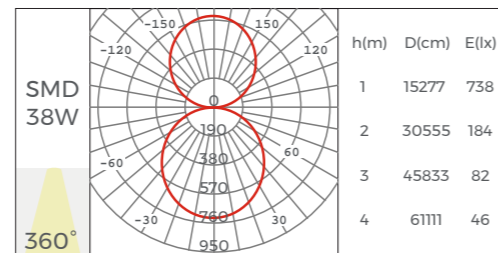
Basic Parameters

Installation	Pendant
Lighting direction	Upward&Downward
Material	AL6063-T5, spraying surface/ anodizing
Coating	Silver anodized, Black, White
Dimming method	Non/1-10V/ DALI-2 optional
Input voltage	AC200-240V
Application	Indoor
IP grade	IP20
Warranty	5 years
Certification	CE, Rohs, Reach

Luminaire Parameters

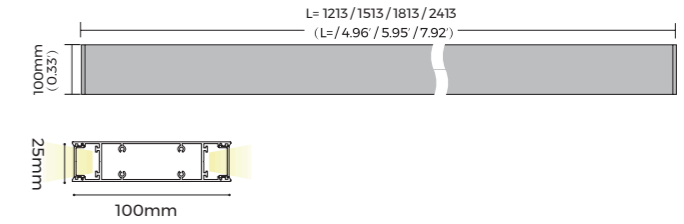
Light source	Brigelux 2835			
SDCM	≤3 Step(ANSI)			
CRI	80\90			
CCT	2700\3000\3500\4000\5000\6500K			
Length (mm)	1213	1513	1813	2413
Power (w)	38	46	57	76
Luminous flux (lm) (Up)	1770	2140	2650	3540
Luminous flux (lm) (Down)	1840	2230	2760	3680
Light efficiency	95LM/ W			
Beam angle	360°			

* The above parameters are based on Ra80, 4000K Light source.



LH25FP AC 220V

Prismatic



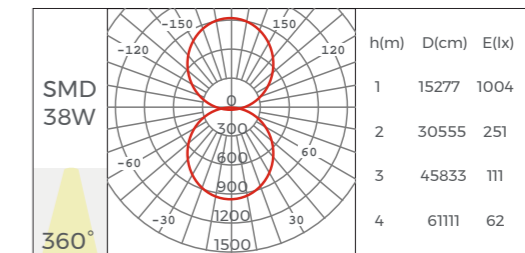
Basic Parameters

Material	Pendant
Coating	Upward&Downward
Lighting direction	AL6063-T5, spraying surface/ anodizing
Light efficiency	Silver anodized, Black, White
Dimming method	Non/1-10V/ DALI-2 optional
Input voltage	AC200-240V
Application	Indoor
Installation	IP20
IP grade	5 years
Certification	CE, Rohs, Reach

Luminaire Parameters

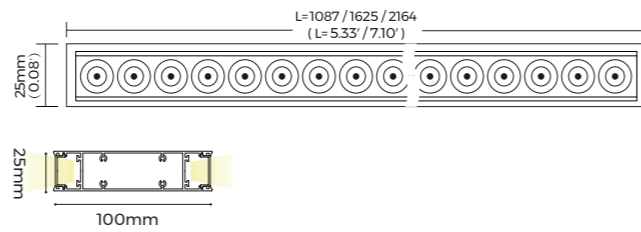

Light source	Brigelux 2835			
SDCM	≤3 Step(ANSI)			
CRI	80\90			
CCT	2700\3000\3500\4000\5000\6500K			
Length (mm)	1213	1513	1813	2413
Power (w)	38	46	57	76
Luminous flux (lm) (Up)	1800	2180	2700	3600
Luminous flux (lm) (Down)	2000	2420	3000	4000
Light efficiency	100LM/ W			
Beam angle	360°			

* The above parameters are based on Ra80, 4000K Light source.



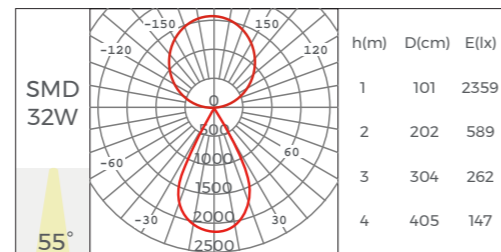
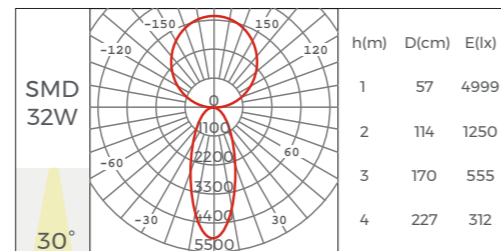
LH25G(A) AC 220V

Grating



Basic Parameters

Installation	Pendant
Lighting direction	Upward&Downward
Material	AL6063-T5, spraying surface/ anodizing
Coating	Silver anodized, Black, White
Dimming method	Non/1-10V/DALI-2 optional
Input voltage	AC200-240V
Application	Indoor
IP grade	IP20
Warranty	5 years
Certification	CE, Rohs, Reach



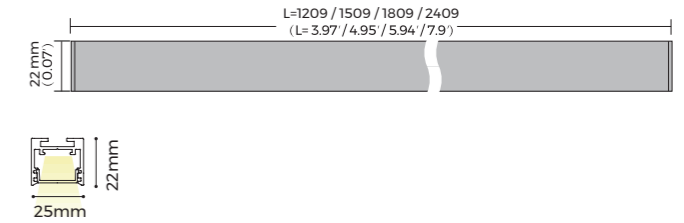

Luminaire Parameters

Light source	OSRAM 2835		
SDCM	≤3 Step(ANSI)		
UGR	<10		
CRI	80\90		
CCT	2700\3000\3500\4000\5000\6500K		
Length (mm)	1087	1625	2164
Power (w)	32	50	66
Luminous flux (lm) (Up)	920	1440	1900
Luminous flux (lm) (Down)	1640	2560	3380
Light efficiency	80LM/ W		
Beam angle	30° \55°		

* The above parameters are based on Ra80, 4000K , 30°, Light source.

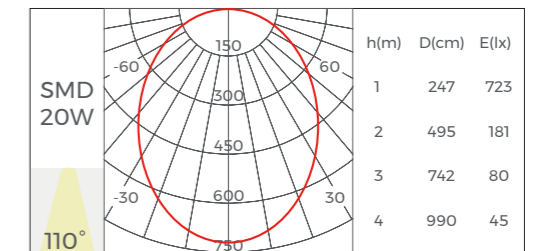
LS25FD AC 220V

Diffuser



Basic Parameters

Installation	Pendant
Lighting direction	Downward
Material	AL6063-T5, spraying surface/ anodizing
Coating	Silver anodized, Black, White
Dimming method	Non/1-10V/DALI-2 optional
Input voltage	AC200-240V
Application	Indoor
IP grade	IP20
Warranty	5 years
Certification	CE, Rohs, Reach



Luminaire Parameters

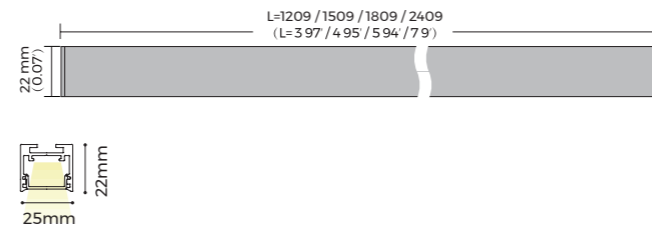

Light source	Brigelux 2835			
SDCM	≤3 Step(ANSI)			
CRI	80\90			
CCT	2700\3000\3500\4000\5000\6500K			
Length (mm)	1209	1509	1809	2409
Power (w)	20	29	38	46
Luminous flux (lm) (Up)	1900	2755	3610	4370
Light efficiency	95LM/ W			
Beam angle	100°			

* The above parameters are based on Ra80, 4000K Light source.



LS25FP **AC 220V**

Prismatic



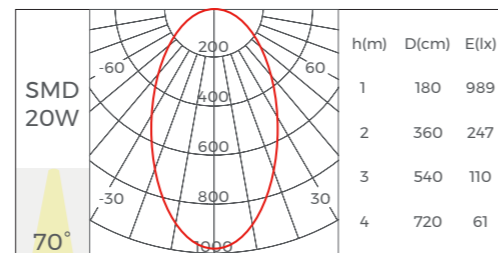
Basic Parameters

Installation	Pendant
Lighting direction	Downward
Material	AL6063-T5, spraying surface/ anodizing
Coating	Silver anodized, Black, White
Dimming method	Non/1-10V/ DALI-2 optional
Input voltage	AC200-240V
Application	Indoor
IP grade	IP20
Warranty	5 years
Certification	CE, Rohs, Reach

Luminaire Parameters

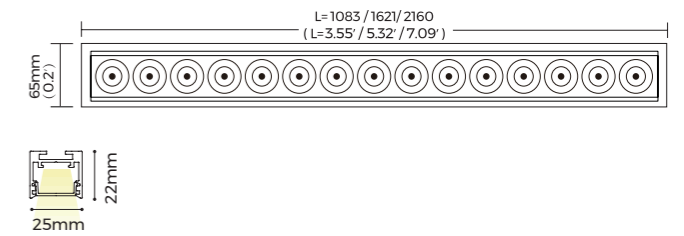

Light source	Brigelux 2835			
SDCM	≤3 Step(ANSI)			
CRI	80\90			
CCT	2700\3000\3500\4000\5000\6500K			
Length (mm)	1209	1509	1809	2409
Power (w)	20	29	38	46
Luminous flux (lm) (Up)	2100	3045	3990	4830
Light efficiency	105LM/ W			
Beam angle	80°			

* The above parameters are based on Ra80, 4000K Light source.



LS25G(A) **AC 220V**

Grating



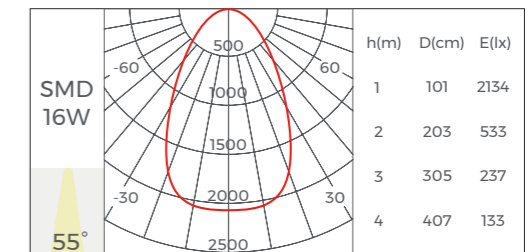
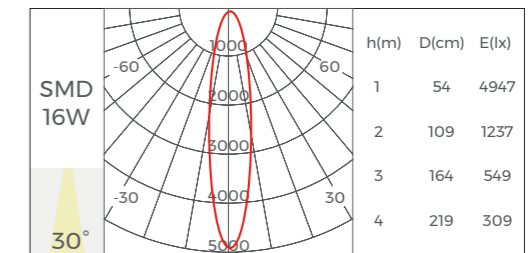
Basic Parameters

Installation	Pendant
Lighting direction	Downward
Material	AL6063-T5, spraying surface/ anodizing
Coating	Silver anodized, Black, White
Dimming method	Non/1-10V/ DALI-2 optional
Input voltage	AC200-240V
Application	Indoor
IP grade	IP20
Warranty	5 years
Certification	CE, Rohs, Reach

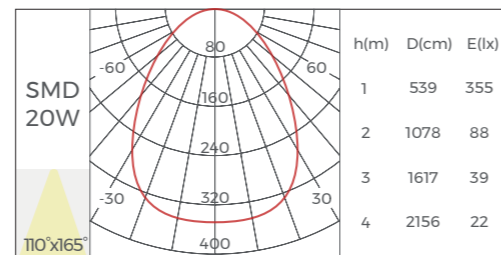
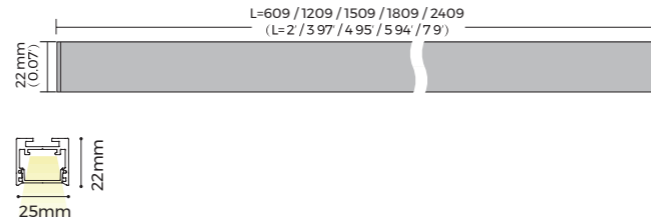

Luminaire Parameters

Light source	OSRAM 2835		
SDCM	≤3 Step(ANSI)		
CRI	80\90		
CCT	2700\3000\3500\4000\5000\6500K		
Length (mm)	1083	1621	2160
Power (w)	16	25	33
Luminous flux (lm) (Up)	1600	2500	3300
Light efficiency	100LM/ W		
Beam angle	30° / 55°		

* The above parameters are based on Ra80, 4000K , 30°, Light source.



LS25KD **AC 220V**
Blocked frosted diffuser




Basic Parameters


Installation	Pendant
Lighting direction	Downward
Material	AL6063-T5, spraying surface/anodizing
Coating	Silver anodized, Black, White
Dimming method	Non/1-10V/ DALI-2 optional
Input voltage	AC200-240V
Application	Indoor
IP grade	IP20
Warranty	5 years
Certification	CE, Rohs, Reach
Warranty	5 years

Luminaire Parameters

Light source	Brigelux 2835			
SDCM	≤3 Step(ANSI)			
CRI	80\90			
CCT	2700\3000\3500\4000\5000\6500K			
Length (mm)	1209	1509	1809	2409
Power (w)	20	29	38	46
Luminous flux (lm) (Up)	1900	2755	3610	4370
Light efficiency	95LM/ W			
Beam angle	(110° x165°)			

* The above parameters are based on Ra80, 4000K Light source.





GLS40

GLS40 is a linear luminaire with 40mm luminous surface. It supports pendant, ceiling and recessed installation. It has 4 optics to achieve effective basic lighting, UGR<13 anti-glare accent lighting and professional polarized lighting, concise in look but detail-oriented in functions.

Light and shadow follow, choose as you like

Pendant / Ceiling

Pendant (Lighting upward&downward)

Recessed

General Lighting

Adopt High light transmittance mask and the performance is excellent. High flux and high efficiency, uniform luminous surface and high quality of light output is the best choice to provide efficient illumination in the public space.

LS40



Diffuser



Prismatic diffuser



LH40




Diffuser



Prismatic diffuser



LE40



Diffuser




Prismatic diffuser



Accent lighting

Adopt ultra anti-glare design, shielding angle>30°, UGR<13, provide "eye-friendly" lighting, suitable for video conference rooms, and can also be used for high-space lighting and accent lighting.


LS40G



Grating




LS40G



Grating



LE40G




Grating



Polarizing lighting

Asymmetric optical design, with excellent light uniformity in the vertical lighting direction, suitable for metope lighting and shelf lighting, can be applied in museum, library, retail or reception area.


LS40CW



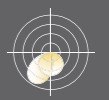
Wallwash



LE40CW

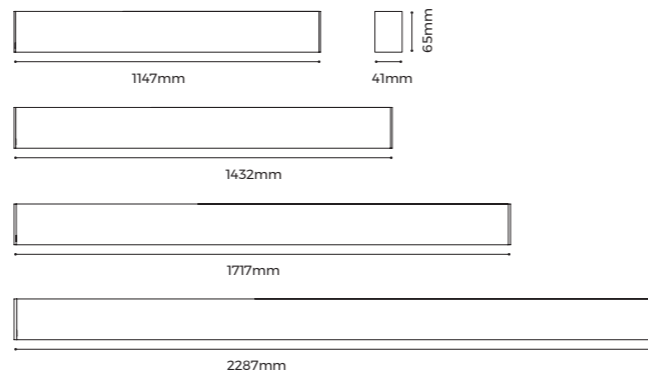


Wallwash



LS40FD

Diffuser

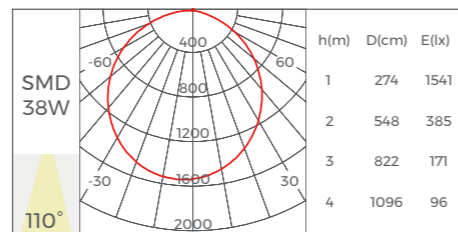


Basic Parameters

Installation	Pendant, Ceiling
Lighting direction	Downward
Material	AL6063-T5, spraying surface/ anodizing
Coating	Silver anodized, Black, White
Dimming method	Non/ DALI-2+PUSH/1-10V/ Tuya/ Casambi optional
Input voltage	AC220-240V
Application	Indoor
IP grade	IP20
Warranty	5 years
Certification	CE, CB, UKCA, Rohs, Reach

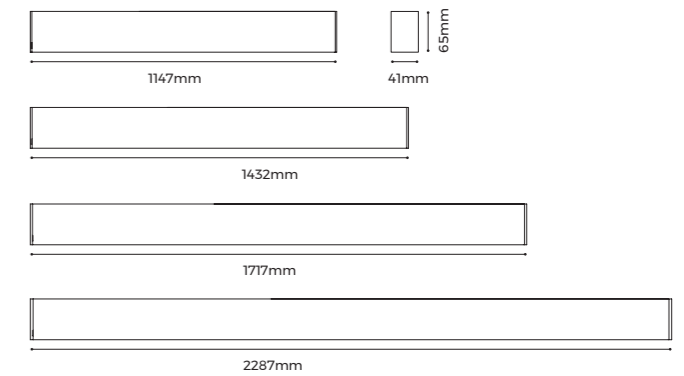
Installation Accessories

Pendant cable (with junction box)	PY-D	
Pendant cable	PN-D	
Pendant Rod	PG-I	
Whole-luminaire splicing bar	EX-42 L120*W13.8*H6.7mm	
Ceiling accessory	CL-08 L72*W54*H5.9mm	



LS40FP

Prismatic

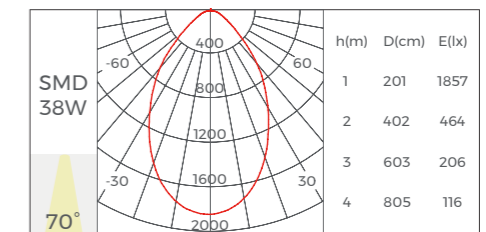


Basic Parameters

Installation	Pendant, Ceiling
Lighting direction	Downward
Material	AL6063-T5, spraying surface/ anodizing
Coating	Silver anodized, Black, White
Dimming method	Non/ DALI-2+PUSH/1-10V/ Tuya/ Casambi optional
Input voltage	AC220-240V
Application	Indoor
IP grade	IP20
Warranty	5 years
Certification	CE, CB, UKCA, Rohs, Reach

Installation Accessories

Pendant cable (with junction box)	PY-D	
Pendant cable	PN-D	
Pendant Rod	PG-I	
Whole-luminaire splicing bar	EX-42 L120*W13.8*H6.7mm	
Ceiling accessory	CL-08 L72*W54*H5.9mm	



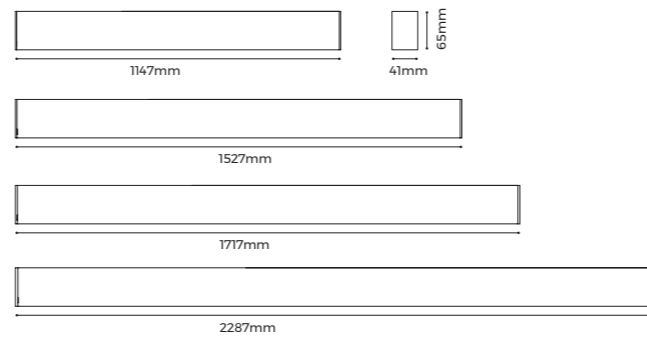

Luminaire Parameters

Light source	Brigelux 2835
SDCM	≤3 Step(ANSI)
UGR	<19 (X=4H, Y=8H)
CRI	80\90
CCT	2700\3000\3500\4000\5000\6500K
Length (mm)	1147 1432 1717 2287
Power (w)	38 48 56 76
Luminous flux (lm)	3990 5040 5880 7770
Light efficiency	105LM/ W
Beam angle	70°

* The above parameters are based on Ra80, 4000K Light source.

LS40G

Grating

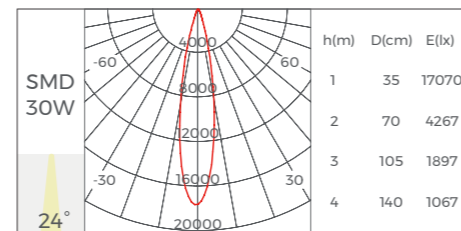


Basic Parameters

Installation	Pendant, Ceiling
Lighting direction	Downward
Material	AL6063-T5, spraying surface/ anodizing
Coating	Silver anodized, Black, White
Dimming method	Non/ DALI-2+PUSH/1-10V/ Tuya/ Casambi optional
Input voltage	AC220-240V
Application	Indoor
IP grade	IP20
Warranty	5 years
Certification	CE, CB, UKCA, Rohs, Reach

Installation Accessories

Pendant cable (with junction box)	PY-D	
Pendant cable	PN-D	
Pendant Rod	PG-I	
Whole-luminaire splicing bar	EX-42 L120*W13.8*H6.7mm	
Ceiling accessory	CL-08 L72*W54*H5.9mm	



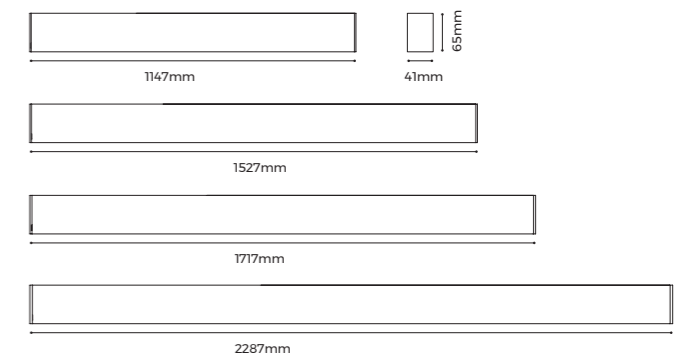
Luminaire Parameters

Light source	OSRAM 3030
SDCM	≤3 Step(ANSI)
UGR	<10
CRI	80\90
CCT	2700\3000\3500\4000\5000\6500K
Length (mm)	1147 1527 1717 2287
Power (w)	30 40 45 60
Luminous flux (lm)	3030 4040 4550 6060
Light efficiency	101LM/ W
Beam angle	12° \24° \38° \50°

* The above parameters are based on Ra80, 4000K, 24° Light source.

LS40GW

Wall washer



Basic Parameters

Installation	Pendant, Ceiling
Lighting direction	Downward
Material	AL6063-T5, spraying surface/ anodizing
Coating	Silver anodized, Black, White
Dimming method	Non/ DALI-2+PUSH/1-10V/ Tuya/ Casambi optional
Input voltage	AC220-240V
Application	Indoor
IP grade	IP20
Warranty	5 years
Certification	CE, CB, UKCA, Rohs, Reach

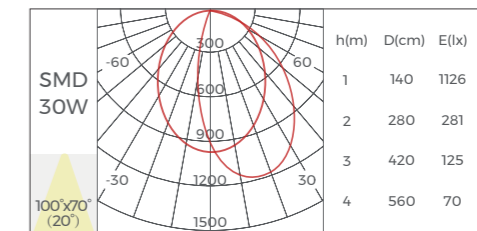
Installation Accessories

Pendant cable (with junction box)	PY-D	
Pendant cable	PN-D	
Pendant Rod	PG-I	
Whole-luminaire splicing bar	EX-42 L120*W13.8*H6.7mm	
Ceiling accessory	CL-08 L72*W54*H5.9mm	

Luminaire Parameters

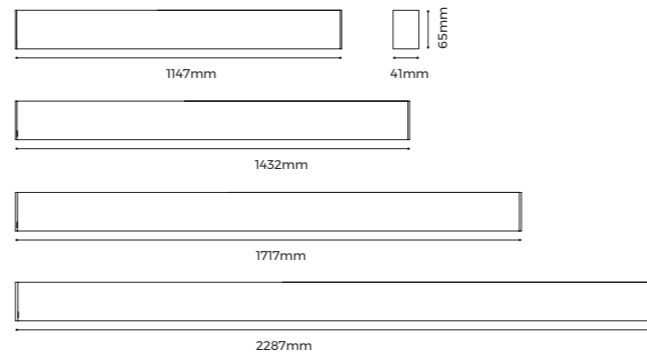

Light source	OSRAM 3030
SDCM	≤3 Step(ANSI)
CRI	80\90
CCT	2700\3000\3500\4000\5000\6500K
Length (mm)	1147 1527 1717 2287
Power (w)	30 40 45 60
Luminous flux (lm)	2040 2720 3060 4080
Light efficiency	68LM/ W
Beam angle	100° x70° x20°

* The above parameters are based on Ra80, 4000K Light source.



LH40FD

Diffuser



Basic Parameters

Installation	Pendant
Lighting direction	Upward&Downward
Material	AL6063-T5, spraying surface/ anodizing
Coating	Silver anodized, Black, White
Dimming method	Non/ DALI-2+PUSH/1-10V optional
Input voltage	AC220-240V
Application	Indoor
IP grade	IP20
Warranty	5 years
Certification	CE, CB, UKCA, Rohs, Reach

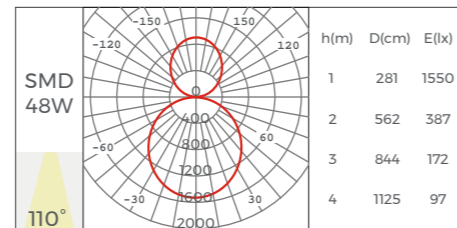
Installation Accessories

Pendant cable (with junction box)	PY-D	
Pendant cable	PN-D	
Pendant Rod	PG-I	
Pendant Clip	CP-32 L25.8*W20*H8.6mm	
Whole-luminaire splicing bar	EX-43 L120*W19.38*H15.65mm	

Luminaire Parameters

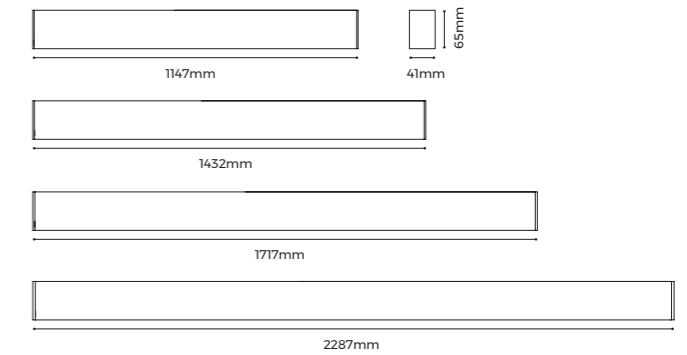

Light source	Brigelix 2835			
SDCM	≤3 Step(ANSI)			
CRI	80\90			
CCT	2700\3000\3500\4000\5000\6500K			
Length (mm)	1147	1432	1717	2287
Power (w)	48	60	72	96
Luminous flux (lm) (Up)	1350	1680	2020	2690
Luminous flux (lm) (Down)	3930	4920	5900	7870
Light efficiency	110LM/ W			
Beam angle	110°			

* The above parameters are based on Ra80, 4000K Light source.



LH40FP

Prismatic



Basic Parameters

Installation	Pendant
Lighting direction	Upward&Downward
Material	AL6063-T5, spraying surface/ anodizing
Coating	Silver anodized, Black, White
Dimming method	Non/ DALI-2+PUSH/1-10V optional
Input voltage	AC220-240V
Application	Indoor
IP grade	IP20
Warranty	5 years
Certification	CE, CB, UKCA, Rohs, Reach

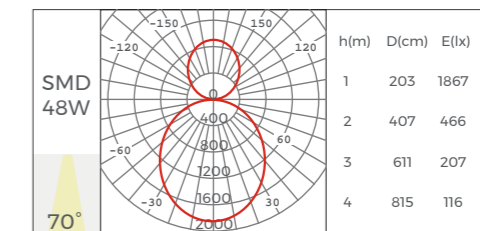
Installation Accessories

Pendant cable (with junction box)	PY-D	
Pendant cable	PN-D	
Pendant Rod	PG-I	
Pendant Clip	CP-32 L25.8*W20*H8.6mm	
Whole-luminaire splicing bar	EX-43 L120*W19.38*H15.65mm	

Luminaire Parameters

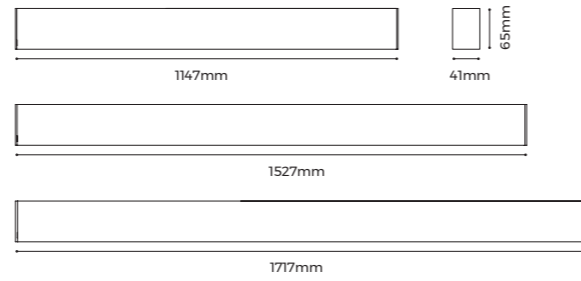
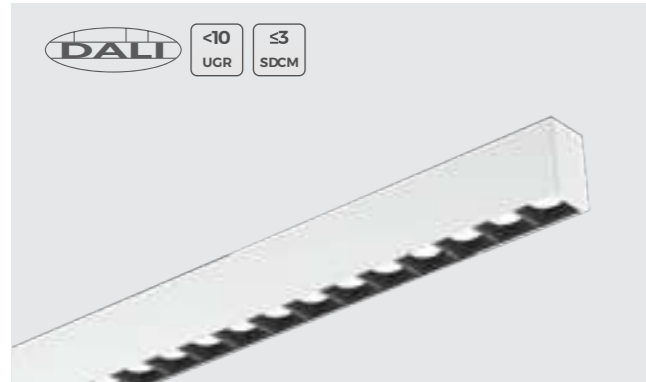
Light source	Brigelix 2835			
SDCM	≤3 Step(ANSI)			
UGR	<19 (X=4H, Y=8H)			
CRI	80\90			
CCT	2700\3000\3500\4000\5000\6500K			
Length (mm)	1147	1432	1717	2287
Power (w)	48	60	72	96
Luminous flux (lm) (Up)	1360	1700	2040	2720
Luminous flux (lm) (Down)	3680	4600	5520	7360
Light efficiency	105LM/ W			
Beam angle	70°			

* The above parameters are based on Ra80, 4000K Light source.



LH40G

Grating



Basic Parameters

Installation	Pendant
Lighting direction	Upward&Downward
Material	AL6063-T5, spraying surface/ anodizing
Coating	Silver anodized, Black, White
Dimming method	Non/ DALI-2+PUSH/1-10V optional
Input voltage	AC220-240V
Application	Indoor
IP grade	IP20
Warranty	5 years
Certification	CE, CB, UKCA, Rohs, Reach

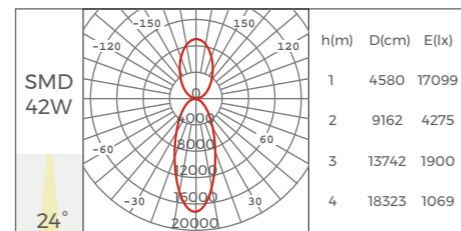
Luminaire Parameters

Light source	OSRAM 3030		
SDCM	≤ 3 Step(ANSI)		
UGR	< 10		
CRI	80\90		
CCT	2700\3000\3500\4000\5000\6500K		
Length (mm)	1147	1527	1717
Power (w)	42	56	63
Luminous flux (lm) (Up)	1300	1730	1950
Luminous flux (lm) (Down)	3030	4040	4540
Light efficiency	103LM/ W		
Beam angle	12° \24° \38° \50°		

* The above parameters are based on Ra80, 4000K, 24° Light source.

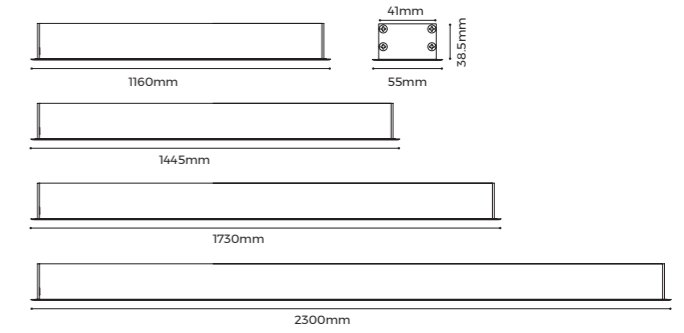
Installation Accessories

Pendant cable (with junction box)	PY-D	
Pendant cable	PN-D	
Pendant Rod	PG-I	
Pendant Clip	CP-32 L25.8*W20*H8.6mm	
Whole-luminaire splicing bar	EX-43 L120*W19.38*H15.65mm	



LE40FD

Diffuser



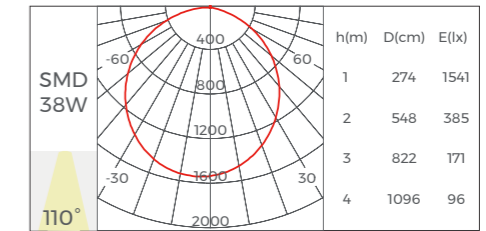
Basic Parameters

Installation	Recessed
Lighting direction	Downward
Material	AL6063-T5, spraying surface/ anodizing
Coating	Silver anodized, Black, White
Dimming method	Non/ DALI-2+PUSH/1-10V/ Tuya/ Casambi optional
Input voltage	AC220-240V
Application	Indoor
IP grade	IP20
Warranty	5 years
Certification	CE, CB, UKCA, Rohs, Reach
Warranty	5 years

Luminaire Parameters

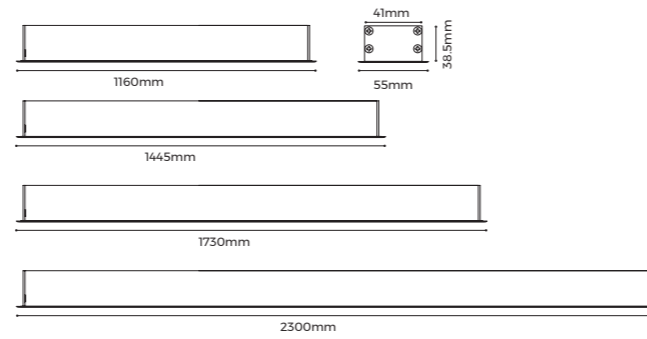
Light source	Brigelux 2835			
SDCM	≤ 3 Step(ANSI)			
CRI	80\90			
CCT	2700\3000\3500\4000\5000\6500K			
Length (mm)	1160	1445	1730	2300
Power (w)	38	48	56	76
Luminous flux (lm)	4200	5280	6160	8360
Light efficiency	110LM/ W			
Beam angle	110°			

* The above parameters are based on Ra80, 4000K Light source.



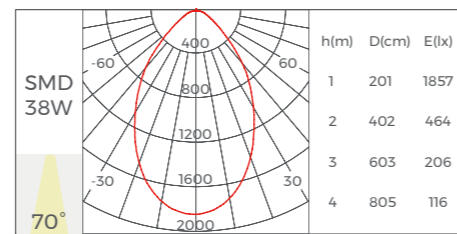
LE40FP

Prismatic



Basic Parameters

Installation	Recessed
Lighting direction	Downward
Material	AL6063-T5, spraying surface/ anodizing
Coating	Silver anodized, Black, White
Dimming method	Non/ DALI-2+PUSH/1-10V/ Tuya/ Casambi optional
Input voltage	AC220-240V
Application	Indoor
IP grade	IP20
Warranty	5 years
Certification	CE, CB, UKCA, Rohs, Reach



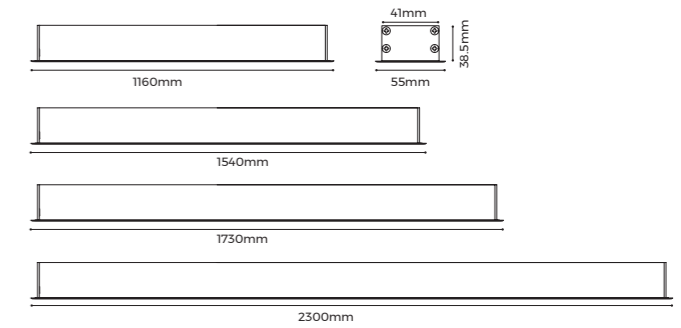
Luminaire Parameters

Light source	Brigelux 2835			
SDCM	≤3 Step(ANSI)			
UGR	<19 (X=4H, Y=8H)			
CRI	80\90			
CCT	2700\3000\3500\4000\5000\6500K			
Length (mm)	1160	1445	1730	2300
Power (w)	38	48	56	76
Luminous flux (lm)	3990	5040	5880	7980
Light efficiency	105LM/ W			
Beam angle	70°			

* The above parameters are based on Ra80, 4000K Light source.

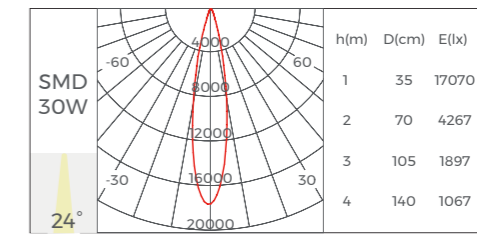
LE40G

Grating



Basic Parameters

Installation	Recessed
Lighting direction	Downward
Material	AL6063-T5, spraying surface/ anodizing
Coating	Silver anodized, Black, White
Dimming method	Non/ DALI-2+PUSH/1-10V/ Tuya/ Casambi optional
Input voltage	AC220-240V
Application	Indoor
IP grade	IP20
Warranty	5 years
Certification	CE, CB, UKCA, Rohs, Reach



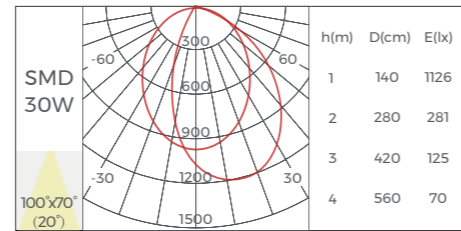
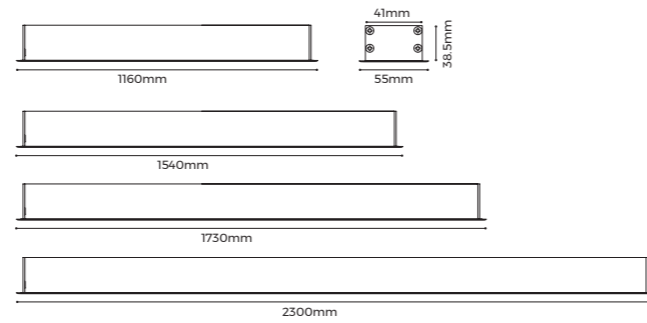
Luminaire Parameters

Light source	OSRAM 3030			
SDCM	≤3 Step(ANSI)			
UGR	<10			
CRI	80\90			
CCT	2700\3000\3500\4000\5000\6500K			
Length (mm)	1160	1540	1730	2300
Power (w)	30	40	45	60
Luminous flux (lm)	3030	4040	4550	6060
Light efficiency	110LM/ W			
Beam angle	12° \24° \38° \50°			

* The above parameters are based on Ra80, 4000K, 24° Light source.

LE40GW

Wall washer




Basic Parameters

Installation	Recessed
Lighting direction	Downward
Material	AL6063-T5, spraying surface/ anodizing
Coating	Silver anodized, Black, White
Dimming method	Non/ DALI-2+PUSH/1-10V/ Tuya/ Casambi optional
Input voltage	AC220-240V
Application	Indoor
IP grade	IP20
Warranty	5 years
Certification	CE, CB, UKCA, Rohs, Reach

Luminaire Parameters

Light source	OSRAM 3030			
SDCM	≤3 Step(ANSI)			
CRI	80\90			
CCT	2700\3000\3500\4000\5000\6500K			
Length (mm)	1160	1540	1730	2300
Power (w)	30	40	45	60
Luminous flux (lm)	2040	2720	3060	4080
Light efficiency	68LM/ W			
Beam angle	100° x70° x20°			

*The above parameters are based on Ra80, 4000K Light source.





LINE 60 Series

LINE60 is a linear luminaire with 60mm luminous surface. It supports pendant, ceiling and recessed installation. It has 7 optics including 145lm/ W, UGR<19 (X=4H, Y=8H) diffuse module together with smart sensors to create you a healthy and smart high-end office lighting.

Light and shadow follow, choose as you like

Pendant / Ceiling

General Lighting


Adopt High light transmittance mask and the performance is excellent. High flux and high efficiency, uniform luminous surface and high quality of light output is the best choice to provide efficient illumination in the public space.

LS60FD




Diffuser

LS60FP




Prismatic
diffuser

LS60BD



Louver

LS60HP



Honeycomb


Pendant (Lighting upward&downward)

LH60FD



Diffuser

LH60FP



Prismatic
diffuser

LH60BD



Louver

LH60HP



Honeycomb

Accent lighting

Adopt ultra anti-glare design, shielding angle>30°, UGR<13, provide "eye-friendly" lighting, suitable for video conference rooms, and can also be used for high-space lighting and accent lighting.

LS60G



Grating 24°



Grating 38°

LH60G



Grating 24°



Grating 38°

Polarizing lighting

Asymmetric optical design, with excellent light uniformity in the vertical lighting direction, suitable for metope lighting and shelf lighting, can be applied in museum, library, retail or reception area.

LS60LA




Asymmetric

LS60LS




Double
Asymmetric

LH60LA



Asymmetric

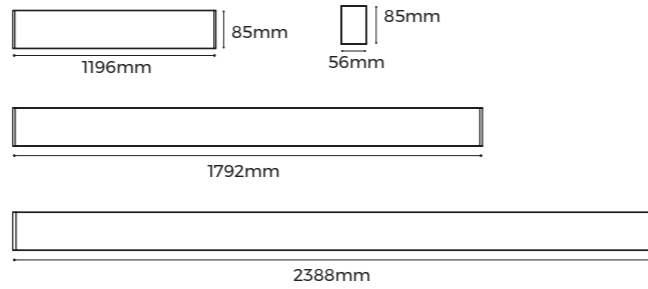
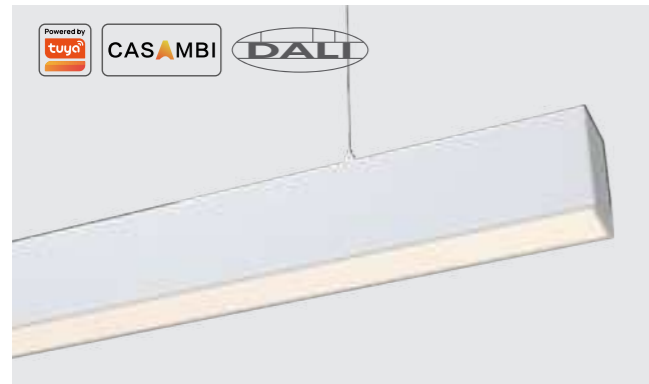
LH60LS



Double
Asymmetric

LS60FD

Diffuser



Basic Parameters

Installation	Pendant, Ceiling
Lighting direction	Downward
Material	AL6063-T5, spraying surface
Coating	Black, White
Dimming method	Non/ DALI-2+PUSH/1-10V/ Tuya/ Casambi optional
Input voltage	AC220-240V
Application	Indoor
IP grade	IP20
Warranty	5 years (Emergency: 3 years)
Emergency lighting	3H optional
Certification	CE, CB, UKCA, SAA, Rohs, Reach

Luminaire Parameters

Light source	Brigelux 2835/ Qizhi 2835		
SDCM	≤3 Step(ANSI)		
CRI	80\90		
CCT	2700\3000\3500\4000\5000\6500\3000-6500K		
Length (mm)	1196	1792	2388
Power (w)	34	51	68
Luminous flux (lm) (Regular model)	3808	5712	7616
Luminous flux (lm) (High-efficiency model)	4862	7150	9724
Light efficiency	112LM/ W, 145M/ W		
Beam angle	110°		

* The above parameters are based on Ra80, 4000K Light source.

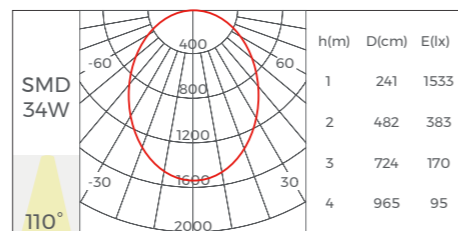
Installation Accessories

Pendant Cable (with junction box)	PY-D	
Pendant Cable	PN-D	
Pendant clip	CP-16 37X20X7mm	
Ceiling accessory	CL-06 90.5X54X5.9mm	
Pendant Rod	PG-I	
Whole luminaire splicing bars	EX-41 110X11.5X11.7mm	

Corner accessories

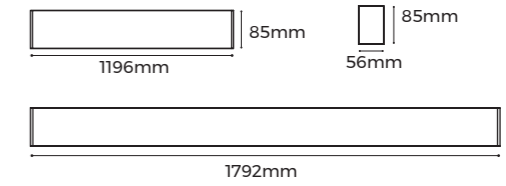
L-shaped	L90-LS60 200X200X85mm	
L-shaped (Inward)	L90N-LS60 200X200X56mm	
L-shaped (Outward)	L90W-LS60 200X200X56mm	
T-shaped	T90-LS60 305X188X85mm	
X-shaped	X90-LS60 350X350X85mm	

* None of the five corners contains Light sources.



LS60FP

Prismatic



Basic Parameters

Installation	Pendant, Ceiling
Lighting direction	Downward
Material	AL6063-T5, spraying surface
Coating	Black, White
Dimming method	Non/ DALI-2+PUSH/1-10V/ Tuya/ Casambi optional
Input voltage	AC220-240V
Application	Indoor
IP grade	IP20
Warranty	5 years (Emergency: 3 years)
Emergency lighting	3H optional
Certification	CE, CB, UKCA, SAA, Rohs, Reach

Luminaire Parameters

Light source	Brigelux 2835	
SDCM	≤3 Step(ANSI)	
UGR	<19 (X=4H, Y=8H)	
CRI	80\90	
CCT	2700\3000\3500\4000\5000\6500\3000-6500K	
Length (mm)	1196	1792
Power (w)	28	40
Luminous flux (lm)	2440	3480
Light efficiency	85LM/ W	
Beam angle	70°	

* The above parameters are based on Ra80, 4000K Light source.

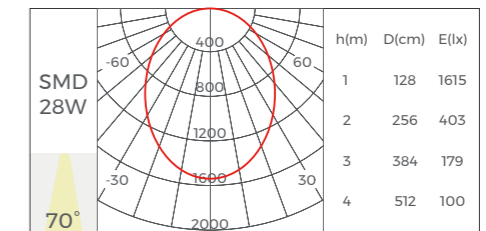
Installation Accessories

Pendant Cable (with junction box)	PY-D	
Pendant Cable	PN-D	
Pendant clip	CP-16 37X20X7mm	
Ceiling accessory	CL-06 90.5X54X5.9mm	
Pendant Rod	PG-I	
Whole luminaire splicing bars	EX-41 110X11.5X11.7mm	

Corner accessories

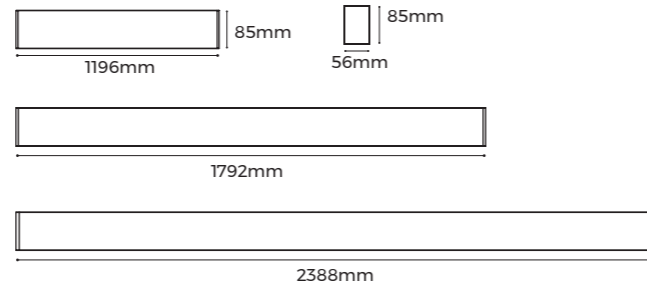
L-shaped	L90-LS60 200X200X85mm	
L-shaped (Inward)	L90N-LS60 200X200X56mm	
L-shaped (Outward)	L90W-LS60 200X200X56mm	
T-shaped	T90-LS60 305X188X85mm	
X-shaped	X90-LS60 350X350X85mm	

* None of the five corners contains Light sources.



LS60HP

Honeycomb



Basic Parameters

Installation	Pendant, Ceiling
Lighting direction	Downward
Material	AL6063-T5, spraying surface
Coating	Black, White
Dimming method	Non/ DALI-2+PUSH/1-10V/ Tuya/ Casambi optional
Input voltage	AC220-240V
Application	Indoor
IP grade	IP20
Warranty	5 years (Emergency: 3 years)
Emergency lighting	3H optional
Certification	CE, CB, UKCA, SAA, Rohs, Reach

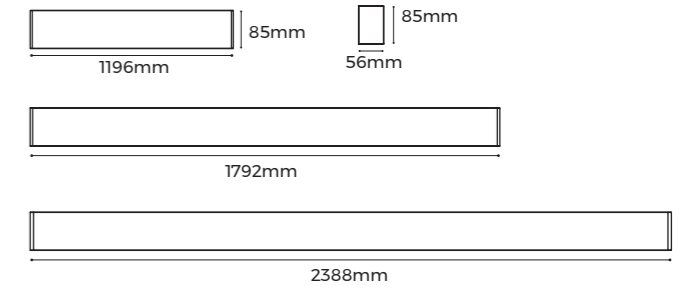
Luminaire Parameters

Light source	Brigelux 2835		
SDCM	≤3 Step(ANSI)		
UGR	<19 (X=4H, Y=8H)		
CRI	80\90		
CCT	2700\3000\3500\4000\5000\6500\3000-6500K		
Length (mm)	1196	1792	2388
Power (w)	34	51	68
Luminous flux (lm)	1980	2960	3950
Light efficiency	60LM/ W		
Beam angle	60°		

* The above parameters are based on Ra80, 4000K Light source.

LS60BD

Louver



Basic Parameters

Installation	Pendant, Ceiling
Lighting direction	Downward
Material	AL6063-T5, spraying surface
Coating	Black, White
Dimming method	Non/ DALI-2+PUSH/1-10V/ Tuya/ Casambi optional
Input voltage	AC220-240V
Application	Indoor
IP grade	IP20
Warranty	5 years (Emergency: 3 years)
Emergency lighting	3H optional
Certification	CE, CB, UKCA, SAA, Rohs, Reach

Luminaire Parameters

Light source	Brigelux 2835		
SDCM	≤3 Step(ANSI)		
UGR	<19 (X=4H, Y=8H)		
CRI	80\90		
CCT	2700\3000\3500\4000\5000\6500\3000-6500K		
Length (mm)	1196	1792	2388
Power (w)	34	51	68
Luminous flux (lm)	2210	3320	4420
Light efficiency	65LM/ W		
Beam angle	(80° x60°)		

* The above parameters are based on Ra80, 4000K Light source.

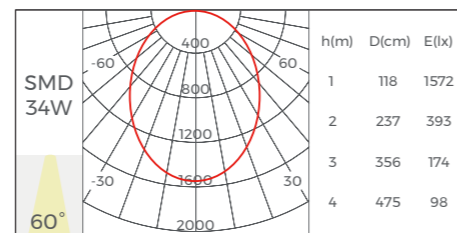
Installation Accessories

Pendant Cable (with junction box)	PY-D	
Pendant Cable	PN-D	
Pendant clip	CP-16 37X20X7mm	
Ceiling accessory	CL-06 90.5X54X5.9mm	
Pendant Rod	PG-I	
Whole luminaire splicing bars	EX-41 110X11.5X11.7mm	

Corner accessories

L-shaped	L90-LS60 200X200X85mm	
L-shaped (Inward)	L90N-LS60 200X200X56mm	
L-shaped (Outward)	L90W-LS60 200X200X56mm	
T-shaped	T90-LS60 305X188X85mm	
X-shaped	X90-LS60 350X350X85mm	

* None of the five corners contains Light sources.



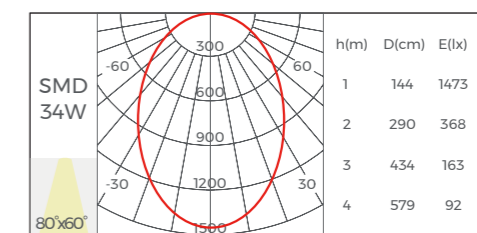
Installation Accessories

Pendant Cable (with junction box)	PY-D	
Pendant Cable	PN-D	
Pendant clip	CP-16 37X20X7mm	
Ceiling accessory	CL-06 90.5X54X5.9mm	
Pendant Rod	PG-I	
Whole luminaire splicing bars	EX-41 110X11.5X11.7mm	

Corner accessories

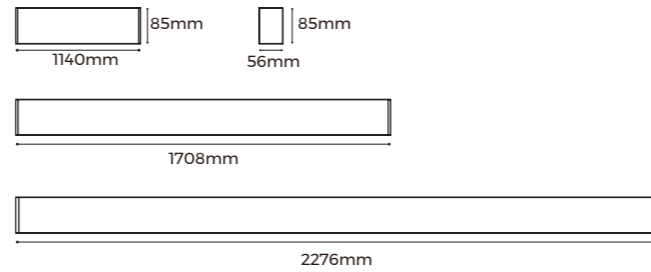
L-shaped	L90-LS60 200X200X85mm	
L-shaped (Inward)	L90N-LS60 200X200X56mm	
L-shaped (Outward)	L90W-LS60 200X200X56mm	
T-shaped	T90-LS60 305X188X85mm	
X-shaped	X90-LS60 350X350X85mm	

* None of the five corners contains Light sources.



LS60G

Grating



Basic Parameters

Installation	Pendant, Ceiling
Lighting direction	Downward
Material	AL6063-T5, spraying surface
Coating	Black, White
Dimming method	Non/ DALI-2+PUSH/1-10V/ Tuya/ Casambi optional
Input voltage	AC220-240V
Application	Indoor
IP grade	IP20
Warranty	5 years (Emergency: 3 years)
Emergency lighting	3H optional
Certification	CE, CB, UKCA, SAA, Rohs, Reach

Luminaire Parameters

Light source	OSRAM 3030		
SDCM	≤3 Step(ANSI)		
UGR	<10		
CRI	80\90		
CCT	2700\3000\3500\4000\5000\6500\3000-6500K		
Length (mm)	1140	1708	2276
Power (w)	25	37	50
Luminous flux (lm)	2300	3400	4600
Light efficiency	85LM/ W		
Beam angle	24° / 38°		

* The above parameters are based on Ra80, 4000K, 24° Light source.

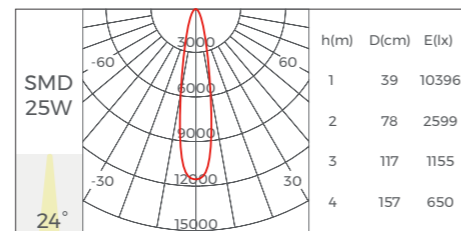
Installation Accessories

Pendant Cable (with junction box)	PY-D	
Pendant Cable	PN-D	
Pendant clip	CP-16 37X20X7mm	
Ceiling accessory	CL-06 90.5X54X5.9mm	
Pendant Rod	PG-I	
Whole luminaire splicing bars	EX-41 110X11.5X11.7mm	

Corner accessories

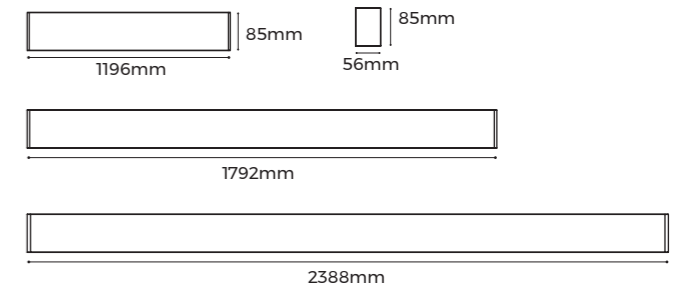
L-shaped	L90-LS60 200X200X85mm	
L-shaped (Inward)	L90N-LS60 200X200X56mm	
L-shaped (Outward)	L90W-LS60 200X200X56mm	
T-shaped	T90-LS60 305X188X85mm	
X-shaped	X90-LS60 350X350X85mm	

* None of the five corners contains Light sources.



LS60LA

Asymmetric



Basic Parameters

Installation	Pendant, Ceiling
Lighting direction	Downward
Material	AL6063-T5, spraying surface
Coating	Black, White
Dimming method	Non/ DALI-2+PUSH/1-10V/ Tuya/ Casambi optional
Input voltage	AC220-240V
Application	Indoor
IP grade	IP20
Warranty	5 years (Emergency: 3 years)
Emergency lighting	3H optional
Certification	CE, CB, UKCA, SAA, Rohs, Reach

Luminaire Parameters

Light source	OSRAM 3030		
SDCM	≤3 Step(ANSI)		
CRI	80\90		
CCT	2700\3000\3500\4000\5000\6500\3000-6500K		
Length (mm)	1196	1792	2388
Power (w)	28	40	56
Luminous flux (lm)	3250	4640	6500
Light efficiency	116LM/ W		
Beam angle	(100° x45° x20°)		

* The above parameters are based on Ra80, 4000K Light source.

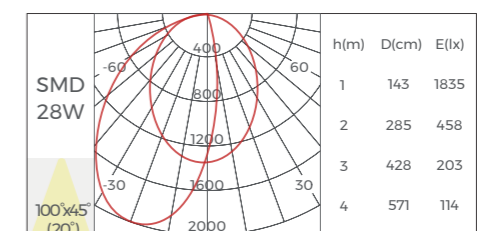
Installation Accessories

Pendant Cable (with junction box)	PY-D	
Pendant Cable	PN-D	
Pendant clip	CP-16 37X20X7mm	
Ceiling accessory	CL-06 90.5X54X5.9mm	
Pendant Rod	PG-I	
Whole luminaire splicing bars	EX-41 110X11.5X11.7mm	

Corner accessories

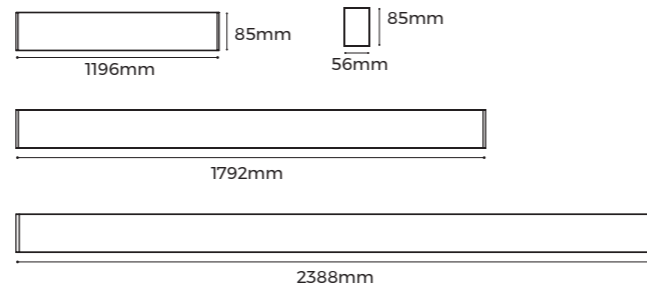
L-shaped	L90-LS60 200X200X85mm	
L-shaped (Inward)	L90N-LS60 200X200X56mm	
L-shaped (Outward)	L90W-LS60 200X200X56mm	
T-shaped	T90-LS60 305X188X85mm	
X-shaped	X90-LS60 350X350X85mm	

* None of the five corners contains Light sources.



LS60LS

Double asymmetric



Basic Parameters

Installation	Pendant, Ceiling
Lighting direction	Downward
Material	AL6063-T5, spraying surface
Coating	Black, White
Dimming method	Non/ DALI-2+PUSH/1-10V/ Tuya/ Casambi optional
Input voltage	AC220-240V
Application	Indoor
IP grade	IP20
Warranty	5 years (Emergency: 3 years)
Emergency lighting	3H optional
Certification	CE, CB, UKCA, SAA, Rohs, Reach

Luminaire Parameters

Light source	OSRAM 3030		
SDCM	≤3 Step(ANSI)		
CRI	80\90		
CCT	2700\3000\3500\4000\5000\6500\3000-6500K		
Length (mm)	1196	1792	2388
Power (w)	28	40	56
Luminous flux (lm)	3250	4640	6500
Light efficiency	116LM/ W		
Beam angle	(100° x90° x20°)		

* The above parameters are based on Ra80, 4000K Light source.

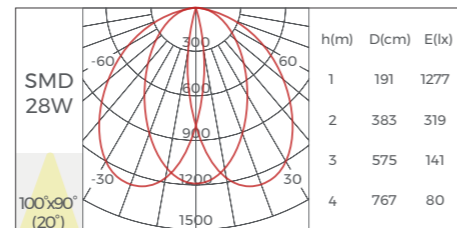
Installation Accessories

Pendant Cable (with junction box)	PY-D	
Pendant Cable	PN-D	
Pendant clip	CP-16 37X20X7mm	
Ceiling accessory	CL-06 90.5X54X5.9mm	
Pendant Rod	PG-I	
Whole luminaire splicing bars	EX-41 110X11.5X11.7mm	

Corner accessories

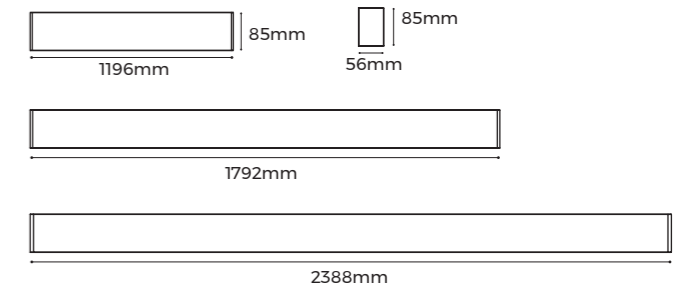
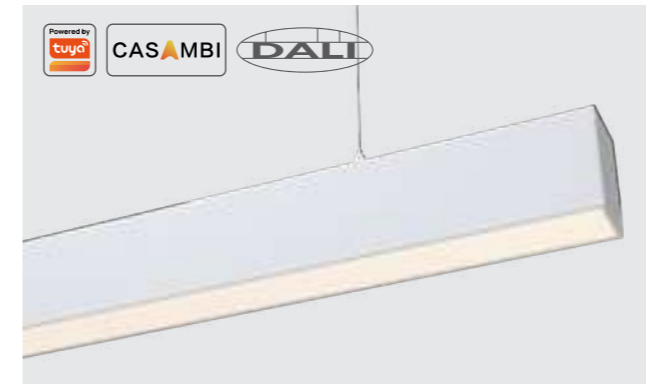
L-shaped	L90-LS60 200X200X85mm	
L-shaped (Inward)	L90N-LS60 200X200X56mm	
L-shaped (Outward)	L90W-LS60 200X200X56mm	
T-shaped	T90-LS60 305X188X85mm	
X-shaped	X90-LS60 350X350X85mm	

* None of the five corners contains Light sources.



LH60FD

Diffuser



Basic Parameters

Installation	Pendant
Lighting direction	Upward&Downward
Material	AL6063-T5, spraying surface
Coating	Black, White
Dimming method	Non/ DALI-2+PUSH/1-10V/ Tuya/ Casambi optional
Input voltage	AC220-240V
Application	Indoor
IP grade	IP20
Warranty	5 years (Emergency: 3 years)
Emergency lighting	3H optional
Certification	CE, CB, UKCA, SAA, Rohs, Reach

Luminaire Parameters

Light source	Brigelux 2835 / Qizhi 2835		
SDCM	≤3 Step(ANSI)		
CRI	80\90		
CCT	2700\3000\3500\4000\5000\6500\3000-6500K		
Length (mm)	1196	1792	2388
Power (w)	51	78	102
Luminous flux (lm) (Regular model)	Up: 1912 Down: 3808	Up: 3028 Down: 5712	Up: 3814 Down: 7616
Luminous flux (lm) (High-efficiency model)	Up: 2538 Down: 4862	Up: 4160 Down: 7150	Up: 5076 Down: 9724
Light efficiency	112LM/ W, 145M/ W		
Beam angle	110°		

* The above parameters are based on Ra80, 4000K Light source.

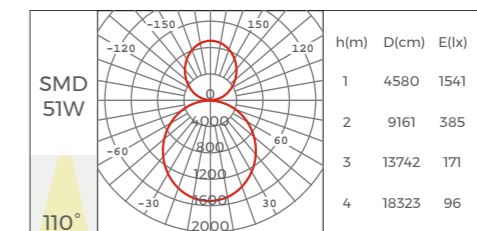
Installation Accessories

Pendant Cable (with junction box)	PY-D	
Pendant Cable	PN-D	
Pendant clip	CP-16 37X20X7mm	
Pendant Rod	PG-I	
Whole luminaire splicing bars	EX-41 110X11.5X11.7mm	

Corner accessories

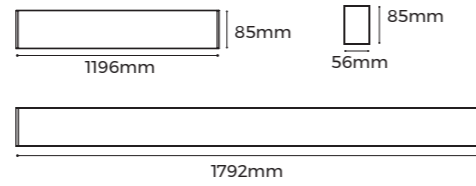

L-shaped	L90-LS60 200X200X85mm	
L-shaped (Inward)	L90N-LS60 200X200X56mm	
L-shaped (Outward)	L90W-LS60 200X200X56mm	
T-shaped	T90-LS60 305X188X85mm	
X-shaped	X90-LS60 350X350X85mm	

* None of the five corners contains Light sources.



LH60FP

Prismatic



Basic Parameters

Installation	Pendant
Lighting direction	Upward&Downward
Material	AL6063-T5, spraying surface
Coating	Black, White
Dimming method	Non/ DALI-2+PUSH/1-10V/ Tuya/ Casambi optional
Input voltage	AC220-240V
Application	Indoor
IP grade	IP20
Warranty	5 years (Emergency: 3 years)
Emergency lighting	3H optional
Certification	CE, CB, UKCA, SAA, Rohs, Reach

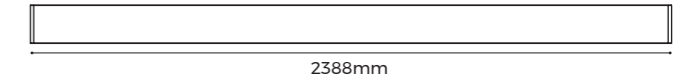
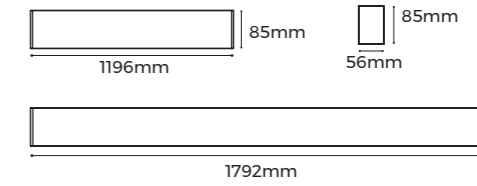
Luminaire Parameters

Light source	Brigelux 2835	
SDCM	≤3 Step(ANSI)	
UGR	<19 (X=4H, Y=8H)	
CRI	80\90	
CCT	2700\3000\3500\4000\5000\6500\3000-6500K	
Length (mm)	1196	1792
Power (w)	40	60
luminous flux (lm) Up	1240	2040
luminous flux (lm) Down	2440	3480
Light efficiency	92LM/ W	
Beam angle	70°	

* The above parameters are based on Ra80, 4000K Light source.

LH60HP

Honeycomb



Basic Parameters

Installation	Pendant
Lighting direction	Upward&Downward
Material	AL6063-T5, spraying surface
Coating	Black, White
Dimming method	Non/ DALI-2+PUSH/1-10V/ Tuya/ Casambi optional
Input voltage	AC220-240V
Application	Indoor
IP grade	IP20
Warranty	5 years (Emergency: 3 years)
Emergency lighting	3H optional
Certification	CE, CB, UKCA, SAA, Rohs, Reach

Luminaire Parameters

Light source	Brigelux 2835		
SDCM	≤3 Step(ANSI)		
UGR	<19 (X=4H, Y=8H)		
CRI	80\90		
CCT	2700\3000\3500\4000\5000\6500\3000-6500K		
Length (mm)	1196	1792	2388
Power (w)	51	78	102
luminous flux (lm) Up	1850	2890	3700
luminous flux (lm) Down	1980	2960	3950
Light efficiency	75LM/ W		
Beam angle	60°		

* The above parameters are based on Ra80, 4000K Light source.

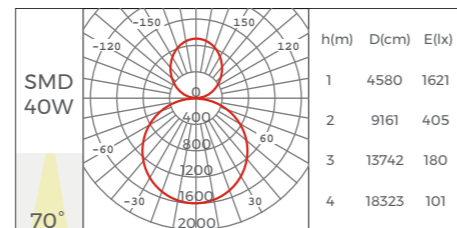
Installation Accessories

Pendant Cable (with junction box)	PY-D	
Pendant Cable	PN-D	
Pendant clip	CP-16 37X20X7mm	
Pendant Rod	PG-I	
Whole luminaire splicing bars	EX-41 110X11.5X11.7mm	

Corner accessories

L-shaped	L90-LS60 200X200X85mm	
L-shaped (Inward)	L90N-LS60 200X200X56mm	
L-shaped (Outward)	L90W-LS60 200X200X56mm	
T-shaped	T90-LS60 305X188X85mm	
X-shaped	X90-LS60 350X350X85mm	

* None of the five corners contains Light sources.



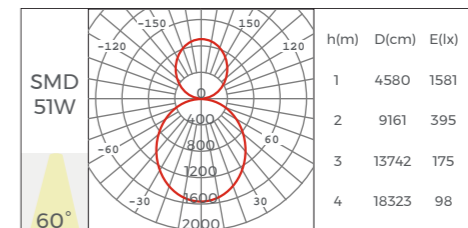
Installation Accessories

Pendant Cable (with junction box)	PY-D	
Pendant Cable	PN-D	
Pendant clip	CP-16 37X20X7mm	
Pendant Rod	PG-I	
Whole luminaire splicing bars	EX-41 110X11.5X11.7mm	

Corner accessories

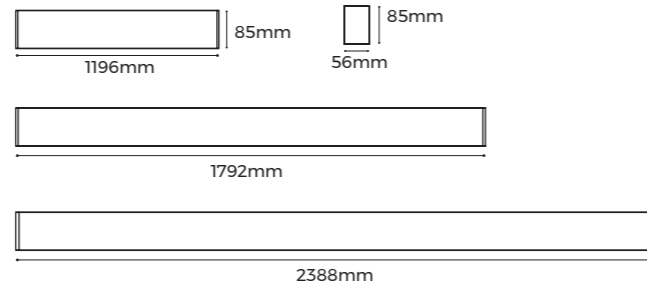
L-shaped	L90-LS60 200X200X85mm	
L-shaped (Inward)	L90N-LS60 200X200X56mm	
L-shaped (Outward)	L90W-LS60 200X200X56mm	
T-shaped	T90-LS60 305X188X85mm	
X-shaped	X90-LS60 350X350X85mm	

* None of the five corners contains Light sources.



LH60BD

Louver



Basic Parameters

Installation	Pendant
Lighting direction	Upward&Downward
Material	AL6063-T5, spraying surface
Coating	Black, White
Dimming method	Non/ DALI-2+PUSH/1-10V/ Tuya/ Casambi optional
Input voltage	AC220-240V
Application	Indoor
IP grade	IP20
Warranty	5 years (Emergency: 3 years)
Emergency lighting	3H optional
Certification	CE, CB, UKCA, SAA, Rohs, Reach

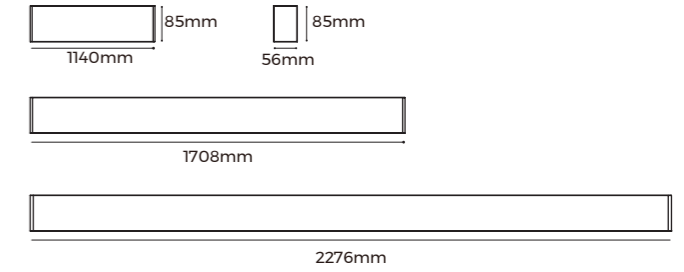
Luminaire Parameters

Light source	Brigelux 2835		
SDCM	≤ 3 Step(ANSI)		
UGR	<19 (X=4H, Y=8H)		
CRI	80\90		
CCT	2700\3000\3500\4000\5000\6500\3000-6500K		
Length (mm)	1196	1792	2388
Power (w)	51	78	102
luminous flux (lm) Up	1870	2920	3740
luminous flux (lm) Down	2210	3320	4420
Light efficiency	80LM/ W		
Beam angle	(80° x60°)		

* The above parameters are based on Ra80, 4000K Light source.

LH60G

Grating



Basic Parameters

Installation	Pendant
Lighting direction	Upward&Downward
Material	AL6063-T5, spraying surface
Coating	Black, White
Dimming method	Non/ DALI-2+PUSH/1-10V/ Tuya/ Casambi optional
Input voltage	AC220-240V
Application	Indoor
IP grade	IP20
Warranty	5 years (Emergency: 3 years)
Emergency lighting	3H optional
Certification	CE, CB, UKCA, SAA, Rohs, Reach

Luminaire Parameters

Light source	Up: Brigelux 2835 / Down: OSRAM 3030		
SDCM	≤ 3 Step(ANSI)		
UGR	<10		
CRI	80\90		
CCT	2700\3000\3500\4000\5000\6500\3000-6500K		
Length (mm)	1140	1708	2276
Power (w)	37	56	74
luminous flux (lm) Up	1100	1760	2210
luminous flux (lm) Down	2300	3400	4600
Light efficiency	90LM/ W		
Beam angle	24° \38°		

* The above parameters are based on Ra80, 4000K, 24° Light source.

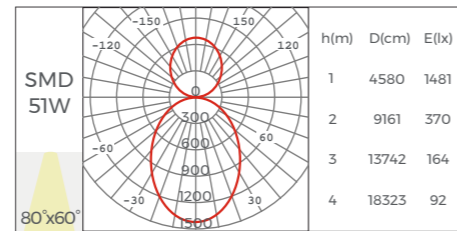
Installation Accessories

Pendant Cable (with junction box)	PY-D	
Pendant Cable	PN-D	
Pendant clip	CP-16 37X20X7mm	
Pendant Rod	PG-I	
Whole luminaire splicing bars	EX-41 110X11.5X11.7mm	

Corner accessories

L-shaped	L90-LS60 200X200X85mm	
L-shaped (Inward)	L90N-LS60 200X200X56mm	
L-shaped (Outward)	L90W-LS60 200X200X56mm	
T-shaped	T90-LS60 305X188X85mm	
X-shaped	X90-LS60 350X350X85mm	

* None of the five corners contains Light sources.



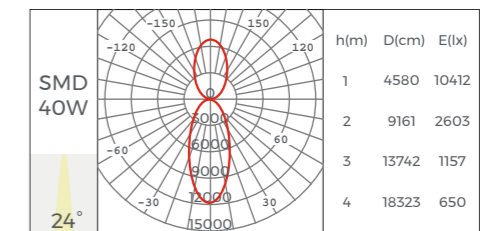
Installation Accessories

Pendant Cable (with junction box)	PY-D	
Pendant Cable	PN-D	
Pendant clip	CP-16 37X20X7mm	
Pendant Rod	PG-I	
Whole luminaire splicing bars	EX-41 110X11.5X11.7mm	

Corner accessories

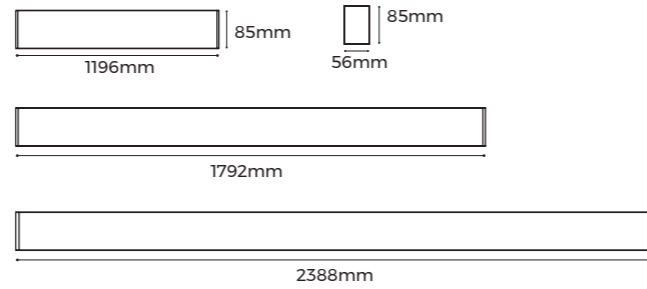
L-shaped	L90-LS60 200X200X85mm	
L-shaped (Inward)	L90N-LS60 200X200X56mm	
L-shaped (Outward)	L90W-LS60 200X200X56mm	
T-shaped	T90-LS60 305X188X85mm	
X-shaped	X90-LS60 350X350X85mm	

* None of the five corners contains Light sources.



LH60LA

Asymmetric



Basic Parameters

Installation	Pendant
Lighting direction	Upward&Downward
Material	AL6063-T5, spraying surface
Coating	Black, White
Dimming method	Non/ DALI-2+PUSH/1-10V/ Tuya/ Casambi optional
Input voltage	AC220-240V
Application	Indoor
IP grade	IP20
Warranty	5 years (Emergency: 3 years)
Emergency lighting	3H optional
Certification	CE, CB, UKCA, SAA, Rohs, Reach

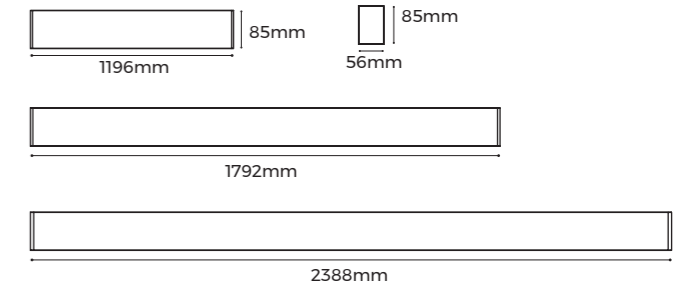
Luminaire Parameters

Light source	Brigelux 2835		
SDCM	≤3 Step(ANSI)		
CRI	80\90		
CCT	2700\3000\3500\4000\5000\6500\3000-6500K		
Length (mm)	1196	1792	2388
Power (w)	40	60	80
luminous flux (lm) Up	1390	2320	2780
luminous flux (lm) Down	3250	4640	6500
Light efficiency	116LM/ W		
Beam angle	(100° x45° x20°)		

* The above parameters are based on Ra80, 4000K Light source.

LH60LS

Double asymmetric



Basic Parameters

Installation	Pendant
Lighting direction	Upward&Downward
Material	AL6063-T5, spraying surface
Coating	Black, White
Dimming method	Non/ DALI-2+PUSH/1-10V/ Tuya/ Casambi optional
Input voltage	AC220-240V
Application	Indoor
IP grade	IP20
Warranty	5 years (Emergency: 3 years)
Emergency lighting	3H optional
Certification	CE, CB, UKCA, SAA, Rohs, Reach

Luminaire Parameters

Light source	Brigelux 2835		
SDCM	≤3 Step(ANSI)		
CRI	80\90		
CCT	2700\3000\3500\4000\5000\6500\3000-6500K		
Length (mm)	1196	1792	2388
Power (w)	40	60	80
luminous flux (lm) Up	1390	2320	2780
luminous flux (lm) Down	3250	4640	6500
Light efficiency	116LM/ W		
Beam angle	(100° x90° x20°)		

* The above parameters are based on Ra80, 4000K Light source.

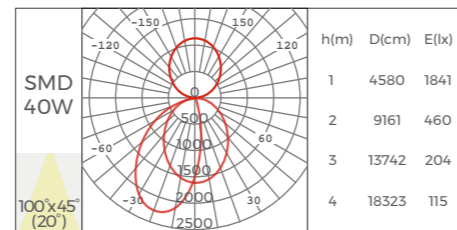
Installation Accessories

Pendant Cable (with junction box)	PY-D	
Pendant Cable	PN-D	
Pendant clip	CP-16 37X20X7mm	
Pendant Rod	PG-I	
Whole luminaire splicing bars	EX-41 110X11.5X11.7mm	

Corner accessories

L-shaped	L90-LS60 200X200X85mm	
L-shaped (Inward)	L90N-LS60 200X200X56mm	
L-shaped (Outward)	L90W-LS60 200X200X56mm	
T-shaped	T90-LS60 305X188X85mm	
X-shaped	X90-LS60 350X350X85mm	

* None of the five corners contains Light sources.



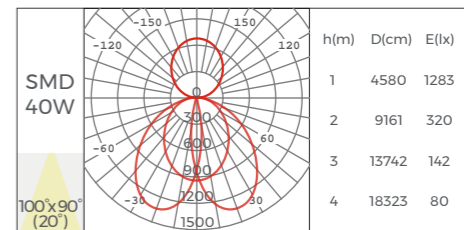
Installation Accessories

Pendant Cable (with junction box)	PY-D	
Pendant Cable	PN-D	
Pendant clip	CP-16 37X20X7mm	
Pendant Rod	PG-I	
Whole luminaire splicing bars	EX-41 110X11.5X11.7mm	

Corner accessories

L-shaped	L90-LS60 200X200X85mm	
L-shaped (Inward)	L90N-LS60 200X200X56mm	
L-shaped (Outward)	L90W-LS60 200X200X56mm	
T-shaped	T90-LS60 305X188X85mm	
X-shaped	X90-LS60 350X350X85mm	

* None of the five corners contains Light sources.





BASIC

BASIC is a linear luminaire of 30/ 50/ 70mm width. It supports pendant, recessed installation, whole luminaire splicing, with on/off, 1-10V, DALI2+Push dimming and Casambi/ Tuya smart control, can satisfy needs for flood lighting and indirect lighting.



Light and shadow follow,
choose as you like

Pendant / Ceiling



Pendant
(Lighting upward&downward)

Recessed



30MM



50MM

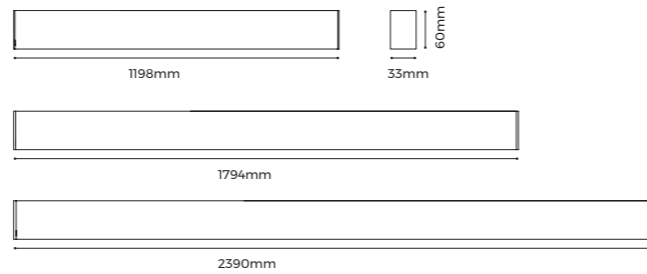


70MM



BS3360FD

Diffuser



Basic Parameters

Installation	Pendant/ Ceiling
Lighting direction	Downward
Material	AL6063-T5, spraying surface/ anodizing
Coating	Silver anodized, Black, White
Dimming method	Non/ DALI-2+PUSH/1-10V optional
Input voltage	AC220-240V
Application	Indoor
IP grade	IP20
Warranty	5 years (Emergency: 3 years)
Certification	CE, CB, UKCA, ROHS, Reach

Luminaire Parameters

Light source	Brigelux 2835 / Qizhi 2835		
SDCM	≤3 Step(ANSI)		
CRI	80\90		
CCT	2700\3000\3500\4000\5000\6500\3000-6500K		
Length (mm)	1198	1794	2390
Power (w)	19	27	38
Luminous flux (lm) (Regular model)	1900	2700	3800
Luminous flux (lm) (High-efficiency model)	2370	3370	4750
Light efficiency	100LM/ W, 125LM/ W		
Beam angle	110°		

* The above parameters are based on Ra80, 4000K Light source.

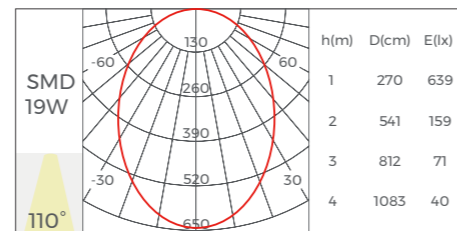
Installation Accessories

Pendant cable (with junction box)	PY-D	
Pendant cable	PN-D	
Pendant Rod	PG-I	
Ceiling clips	CP-42 25.8X20X8.6mm	
Whole luminaire splicing bars	EX-41 110X11.5X11.7mm	

Corner accessories

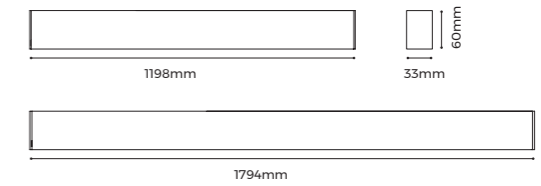

L-shaped	L90-BS3360 150X150X60mm	
L-shaped (Inward)	L90N-BS3360 150X150X33mm	
L-shaped (Outward)	L90W-BS3360 150X150X33mm	
T-shaped	T90W- BS3360 300X166.5X60mm	
X-shaped	X90-BS3360 300X300X60mm	

* None of the five corners contains Light sources.



BS3360FP

Prismatic



Basic Parameters

Installation	Pendant/ Ceiling
Lighting direction	Downward
Material	AL6063-T5, spraying surface/ anodizing
Coating	Silver anodized, Black, White
Dimming method	Non/ DALI-2+PUSH/1-10V optional
Input voltage	AC220-240V
Application	Indoor
IP grade	IP20
Warranty	5 years (Emergency: 3 years)
Certification	CE, CB, UKCA, ROHS, Reach

Luminaire Parameters

Light source	Brigelux 2835	
SDCM	≤3 Step(ANSI)	
UGR	<19 (X=4H, Y=8H)	
CRI	80\90	
CCT	2700\3000\3500\4000\5000\6500K	
Length (mm)	1198	1794
Power (w)	19	27
Luminous flux (lm)	1810	2580
Light efficiency	95LM/ W	
Beam angle	70°	

* The above parameters are based on Ra80, 4000K Light source.

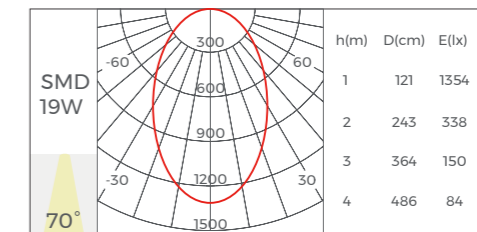
Installation Accessories

Pendant cable (with junction box)	PY-D	
Pendant cable	PN-D	
Pendant Rod	PG-I	
Ceiling clips	CP-42 25.8X20X8.6mm	
Whole luminaire splicing bars	EX-41 110X11.5X11.7mm	

Corner accessories

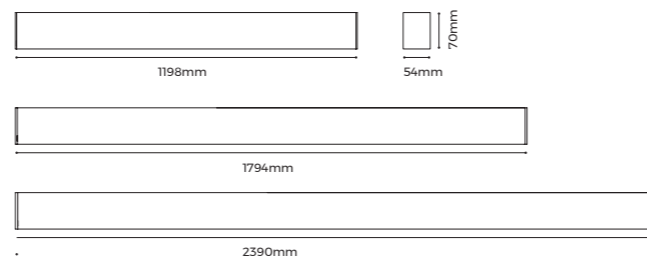
L-shaped	L90-BS3360 150X150X60mm	
L-shaped (Inward)	L90N-BS3360 150X150X33mm	
L-shaped (Outward)	L90W-BS3360 150X150X33mm	
T-shaped	T90W- BS3360 300X166.5X60mm	
X-shaped	X90-BS3360 300X300X60mm	

* None of the five corners contains Light sources.



BS5470FD

Diffuser



Basic Parameters

Installation	Pendant/ Ceiling/ Trimless recessed
Lighting direction	Downward
Material	AL6063-T5, spraying surface/ anodizing
Coating	Silver anodized, Black, White
Dimming method	Non/ DALI-2+PUSH/1-10V/ Tuya/ Casambi optional
Input voltage	AC220-240V
Application	Indoor
IP grade	IP20
Warranty	5 years (Emergency: 3 years)
Certification	CE, CB, UKCA, ROHS, Reach

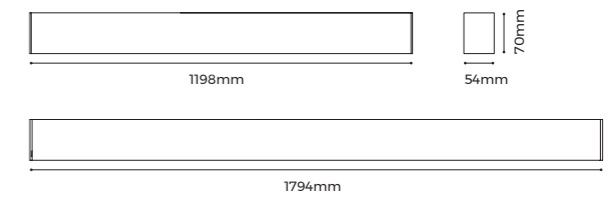
Luminaire Parameters

Light source	Brigelux 2835 / Qizhi 2835		
SDCM	≤3 Step(ANSI)		
CRI	80\90		
CCT	2700\3000\3500\4000\5000\6500\3000-6500K		
Length (mm)	1198	1794	2390
Power (w)	27	38	53
Luminous flux (lm) (Regular model)	2970	4180	5830
Luminous flux (lm) (High-efficiency model)	3510	4940	6890
Light efficiency	110LM/ W, 130LM/ W		
Beam angle	110°		

* The above parameters are based on Ra80, 4000K Light source.

BS5470FP

Prismatic



Basic Parameters

Installation	Pendant/ Ceiling/ Trimless recessed
Lighting direction	Downward
Material	AL6063-T5, spraying surface/ anodizing
Coating	Silver anodized, Black, White
Dimming method	Non/ DALI-2+PUSH/1-10V/ Tuya/ Casambi optional
Input voltage	AC220-240V
Application	Indoor
IP grade	IP20
Warranty	5 years (Emergency: 3 years)
Certification	CE, CB, UKCA, ROHS, Reach

Luminaire Parameters

Light source	Brigelux 2835	
SDCM	≤3 Step(ANSI)	
UGR	<19 (X=4H, Y=8H)	
CRI	80\90	
CCT	2700\3000\3500\4000\5000\6500K	
Length (mm)	1198	1794
Power (w)	27	38
Luminous flux (lm)	2400	3370
Light efficiency	90LM/ W	
Beam angle	70°	

* The above parameters are based on Ra80, 4000K Light source.

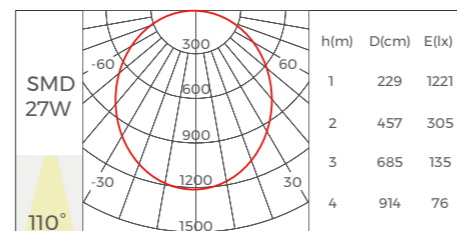
Installation Accessories

Pendant cable (with junction box)	PY-D	
Pendant cable	PN-D	
Trimless recessed accessory	RE-03 110X25X82mm	
Ceiling accessory	CL-06 90.5X54X5.9mm	
Pendant Rod	PG-I	
Whole luminaire splicing bars	EX-41 110X11.5X11.7mm	

Corner accessories

L-shaped	L90-BS5470 150X150X70mm	
L-shaped (Inward)	L90N-BS5470 150X150X54mm	
L-shaped (Outward)	L90W-BS5470 150X150X54mm	
T-shaped	T90-BS5470 300X177.5X70mm	
X-shaped	X90-BS5470 300X300X70mm	

* None of the five corners contains Light sources.



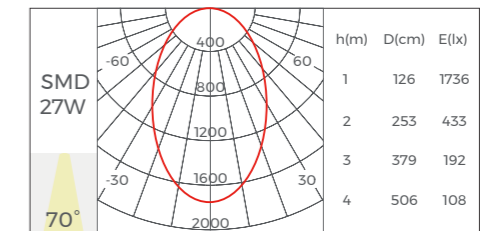
Installation Accessories

Pendant cable (with junction box)	PY-D	
Pendant cable	PN-D	
Trimless recessed accessory	RE-03 110X25X82mm	
Ceiling accessory	CL-06 90.5X54X5.9mm	
Pendant Rod	PG-I	
Whole luminaire splicing bars	EX-41 110X11.5X11.7mm	

Corner accessories

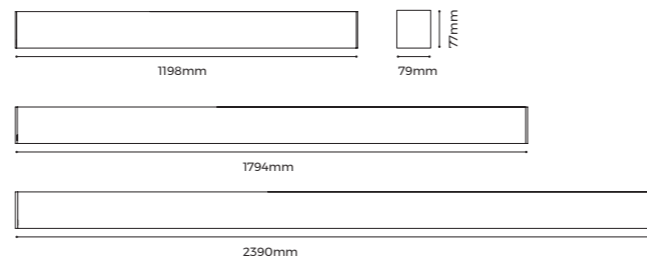
L-shaped	L90-BS5470 150X150X70mm	
L-shaped (Inward)	L90N-BS5470 150X150X54mm	
L-shaped (Outward)	L90W-BS5470 150X150X54mm	
T-shaped	T90-BS5470 300X177.5X70mm	
X-shaped	X90-BS5470 300X300X70mm	

* None of the five corners contains Light sources.



BS7977FD

Diffuser



Basic Parameters

Installation	Pendant/ Ceiling/ Trimless recessed
Lighting direction	Downward
Material	AL6063-T5, spraying surface/ anodizing
Coating	Silver anodized, Black, White
Dimming method	Non/ DALI-2+PUSH/1-10V/ Tuya/ Casambi optional
Input voltage	AC220-240V
Application	Indoor
IP grade	IP20
Warranty	5 years (Emergency: 3 years)
Certification	CE, CB, UKCA, ROHS, Reach

Luminaire Parameters

Light source	Brigelux 2835 / Qizhi 2835		
SDCM	≤3 Step(ANSI)		
CRI	80\90		
CCT	2700\3000\3500\4000\5000\6500\3000-6500K		
Length (mm)	1198	1794	2390
Power (w)	38	60	75
Luminous flux (lm) (Regular model)	4180	6600	8250
Luminous flux (lm) (High-efficiency model)	4940	7800	9750
Light efficiency	110LM/ W, 130LM/ W		
Beam angle	110°		

* The above parameters are based on Ra80, 4000K Light source.

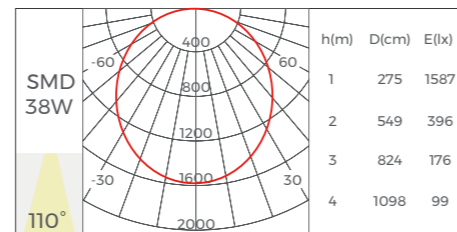
Installation Accessories

Pendant cable (with junction box)	PY-D	
Pendant cable	PN-D	
Trimless recessed accessory	RE-04 135.4X25X90mm	
Ceiling accessory	CL-09 126X54X5.9mm	
Pendant Rod	PG-I	
Whole luminaire splicing bars	EX-41 110X11.5X11.7mm	

Corner accessories

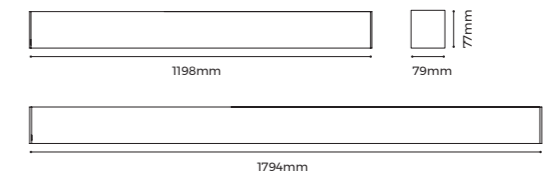
L-shaped	L90-BS7977 150X150X77mm	
L-shaped (Inward)	L90N-BS7977 150X150X79mm	
L-shaped (Outward)	L90W-BS7977 150X150X79mm	
T-shaped	T90-BS7977 300X189.5X77mm	
X-shaped	X90-BS7977 300X300X77mm	

* None of the five corners contains Light sources.



BS7977FP

Prismatic



Basic Parameters

Installation	Pendant/ Ceiling/ Trimless recessed
Lighting direction	Downward
Material	AL6063-T5, spraying surface/ anodizing
Coating	Silver anodized, Black, White
Dimming method	Non/ DALI-2+PUSH/1-10V/ Tuya/ Casambi optional
Input voltage	AC220-240V
Application	Indoor
IP grade	IP20
Warranty	5 years (Emergency: 3 years)
Certification	CE, CB, UKCA, ROHS, Reach

Luminaire Parameters

Light source	Brigelux 2835	
SDCM	≤3 Step(ANSI)	
UGR	<19 (X=4H, Y=8H)	
CRI	80\90	
CCT	2700\3000\3500\4000\5000\6500K	
Length (mm)	1198	1794
Power (w)	34	51
Luminous flux (lm)	3470	5190
Light efficiency	100LM/ W	
Beam angle	70°	

* The above parameters are based on Ra80, 4000K Light source.

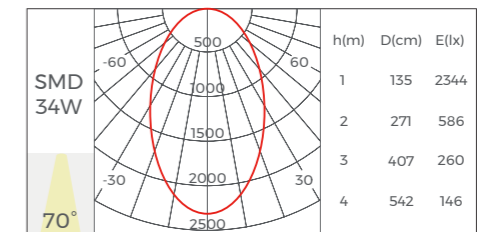
Installation Accessories

Pendant cable (with junction box)	PY-D	
Pendant cable	PN-D	
Trimless recessed accessory	RE-04 135.4X25X90mm	
Ceiling accessory	CL-09 126X54X5.9mm	
Pendant Rod	PG-I	
Whole luminaire splicing bars	EX-41 110X11.5X11.7mm	

Corner accessories

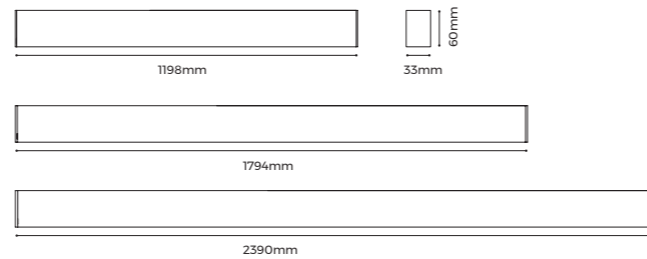

L-shaped	L90-BS7977 150X150X77mm	
L-shaped (Inward)	L90N-BS7977 150X150X79mm	
L-shaped (Outward)	L90W-BS7977 150X150X79mm	
T-shaped	T90-BS7977 300X189.5X77mm	
X-shaped	X90-BS7977 300X300X77mm	

* None of the five corners contains Light sources.



BH3360FD

Diffuser



Basic Parameters

Installation	Pendant
Lighting direction	Upward&Downward
Material	AL6063-T5, spraying surface/ anodizing
Coating	Silver anodized, Black, White
Dimming method	Non/ DALI-2+PUSH/1-10V optional
Input voltage	AC220-240V
Application	Indoor
IP grade	IP20
Warranty	5 years (Emergency: 3 years)
Certification	CE, CB, UKCA, ROHS, Reach

Luminaire Parameters

Light source	Brigelux 2835 / Qizhi 2835		
SDCM	≤3 Step(ANSI)		
CRI	80\90		
CCT	2700\3000\3500\4000\5000\6500\3000-6500K		
Length (mm)	1198	1794	2390
Power (w)	27	45	60
Luminous flux (lm) (Regular model)	Up: 835	Up: 1390	Up: 1855
	Down: 1865	Down: 3110	Down: 4145
Luminous flux (lm) (High-efficiency model)	Up: 1200	Up: 1870	Up: 2490
	Down: 2240	Down: 3735	Down: 4980
Light efficiency	100LM/ W, 125LM/ W		
Beam angle	110°		

* The above parameters are based on Ra80, 4000K Light source.

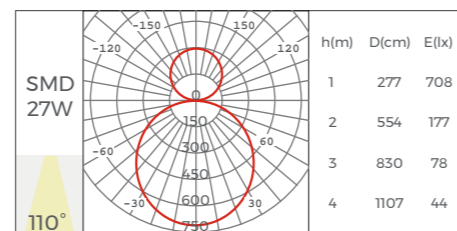
Installation Accessories

Pendant cable (with junction box)	PY-D	
Pendant cable	PN-D	
Pendant clip	CP-33 21.7X20X7.2mm	
Pendant Rod	PG-I	
Whole luminaire splicing bars	EX-41 110X11.5X11.7mm	

Corner accessories

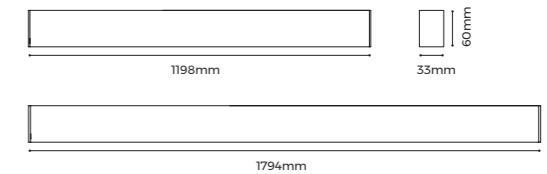
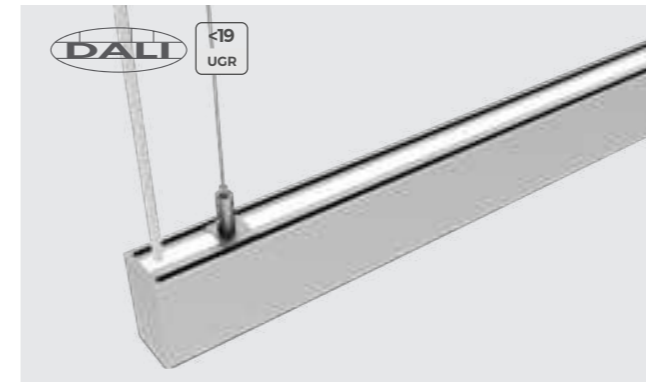
L-shaped	L90- BH3360 150X150X60mm	
T-shaped	T90- BH3360 300X189.5X60mm	
X-shaped	X90- BH3360 300X300X60mm	

* None of the five corners contains Light sources.



BH3360FP

Prismatic



Basic Parameters

Installation	Pendant
Lighting direction	Upward&Downward
Material	AL6063-T5, spraying surface/ anodizing
Coating	Silver anodized, Black, White
Dimming method	Non/ DALI-2+PUSH/1-10V optional
Input voltage	AC220-240V
Application	Indoor
IP grade	IP20
Warranty	5 years (Emergency: 3 years)
Certification	CE, CB, UKCA, ROHS, Reach

Luminaire Parameters

Light source	Brigelux 2835	
SDCM	≤3 Step(ANSI)	
UGR	≤ 19 (X=4H, Y=8H)	
CRI	80\90	
CCT	2700\3000\3500\4000\5000\6500\3000-6500K	
Length (mm)	1198	1794
Power (w)	27	45
Luminous flux (lm) (Regular model)	Up: 835	Up: 1390
	Down: 1865	Down: 3110
Luminous flux (lm) (High-efficiency model)	Up: 1200	Up: 1870
	Down: 2240	Down: 3735
Light efficiency	100LM/ W	
Beam angle	70°	

* The above parameters are based on Ra80, 4000K Light source.

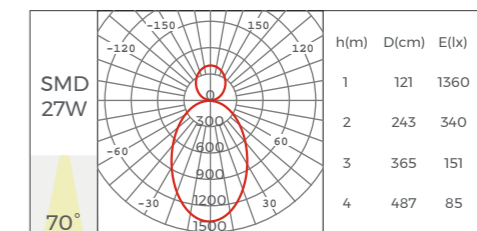
Installation Accessories

Pendant cable (with junction box)	PY-D	
Pendant cable	PN-D	
Pendant clip	CP-33 21.7X20X7.2mm	
Pendant Rod	PG-I	
Whole luminaire splicing bars	EX-41 110X11.5X11.7mm	

Corner accessories

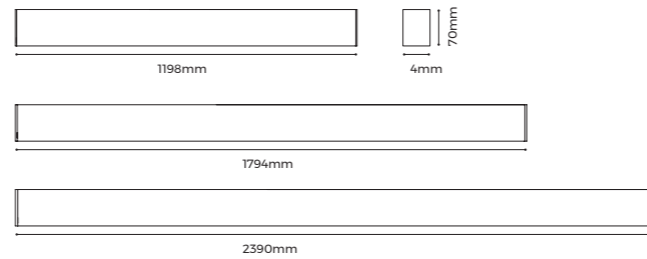
L-shaped	L90- BH3360 150X150X60mm	
T-shaped	T90- BH3360 300X189.5X60mm	
X-shaped	X90- BH3360 300X300X60mm	

* None of the five corners contains Light sources.



BH5470FD

Diffuser



Basic Parameters

Installation	Pendant
Lighting direction	Upward&Downward
Material	AL6063-T5, spraying surface/ anodizing
Coating	Silver anodized, Black, White
Dimming method	Non/ DALI-2+PUSH/1-10V/ Tuya/ Casambi optional
Input voltage	AC220-240V
Application	Indoor
IP grade	IP20
Warranty	5 years (Emergency: 3 years)
Certification	CE, CB, UKCA, ROHS, Reach

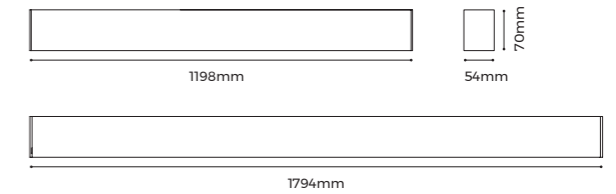

Luminaire Parameters

Light source	Brigelux 2835 / Qizhi 2835		
SDCM	≤3 Step(ANSI)		
CRI	80\90		
CCT	2700\3000\3500\4000\5000\6500\3000-6500K		
Length (mm)	1198	1794	2390
Power (w)	38	60	75
Luminous flux (lm) (Regular model)	Up: 1175	Up: 1855	Up: 2320
	Down: 3005	Down: 4745	Down: 5930
Luminous flux (lm) (High-efficiency model)	Up: 1690	Up: 2600	Up: 3250
	Down: 3250	Down: 5200	Down: 6500
Light efficiency	100LM/ W, 130LM/ W		
Beam angle	110°		

* The above parameters are based on Ra80, 4000K Light source.

BH5470FP

Prismatic



Basic Parameters

Installation	Pendant
Lighting direction	Upward&Downward
Material	AL6063-T5, spraying surface/ anodizing
Coating	Silver anodized, Black, White
Dimming method	Non/ DALI-2+PUSH/1-10V/ Tuya/ Casambi optional
Input voltage	AC220-240V
Application	Indoor
IP grade	IP20
Warranty	5 years (Emergency: 3 years)
Certification	CE, CB, UKCA, ROHS, Reach

Luminaire Parameters

Light source	Brigelux 2835	
SDCM	≤3 Step(ANSI)	
UGR	<19 (X=4H, Y=8H)	
CRI	80\90	
CCT	2700\3000\3500\4000\5000\6500K	
Length (mm)	1198	1794
Power (w)	38	60
Luminous flux (lm) (Regular model)	Up: 1580	Up: 2235
	Down: 4250	Down: 6015
Luminous flux (lm) (High-efficiency model)	Up: 1720	Up: 2440
	Down: 5170	Down: 7310
Light efficiency	100LM/ W	
Beam angle	70°	

* The above parameters are based on Ra80, 4000K Light source.

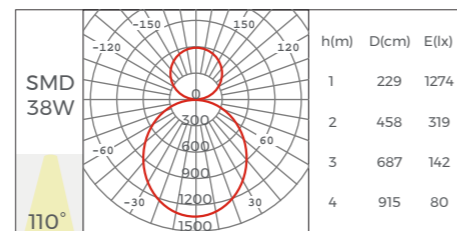
Installation Accessories

Pendant cable (with junction box)	PY-D	
Pendant cable	PN-D	
Pendant rod	PG-I	
Pendant clip	CP-16 37X20X7mm	
Whole luminaire splicing bars	EX-41 110X11.5X11.7mm	

Corner accessories

L-shaped	L90-BH5470 150X150X70mm	
T-shaped	T90-BH5470 300X177X77mm	
X-shaped	X90-BH5470 300X300X77mm	

* None of the five corners contains Light sources.



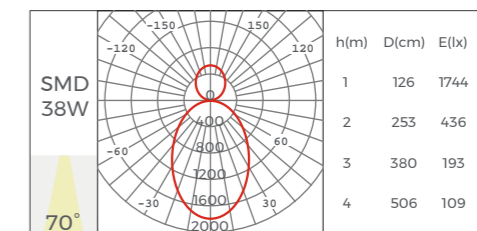
Installation Accessories

Pendant cable (with junction box)	PY-D	
Pendant cable	PN-D	
Pendant rod	PG-I	
Pendant clip	CP-16 37X20X7mm	
Whole luminaire splicing bars	EX-41 110X11.5X11.7mm	

Corner accessories

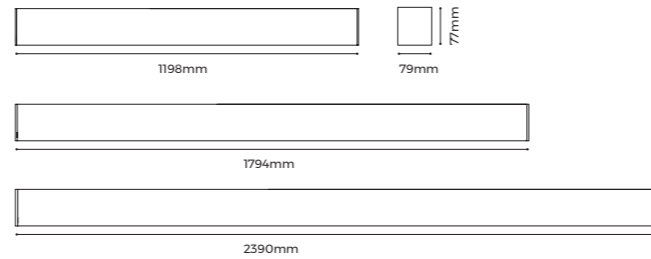
L-shaped	L90-BH5470 150X150X70mm	
T-shaped	T90-BH5470 300X177X77mm	
X-shaped	X90-BH5470 300X300X77mm	

* None of the five corners contains Light sources.



BH7977FD

Diffuser



Basic Parameters

Installation	Pendant
Lighting direction	Upward&Downward
Material	AL6063-T5, spraying surface/ anodizing
Coating	Silver anodized, Black, White
Dimming method	Non/ DALI-2+PUSH/1-10V/ Tuya/ Casambi optional
Input voltage	AC220-240V
Application	Indoor
IP grade	IP20
Warranty	5 years (Emergency: 3 years)
Certification	CE, CB, UKCA, ROHS, Reach

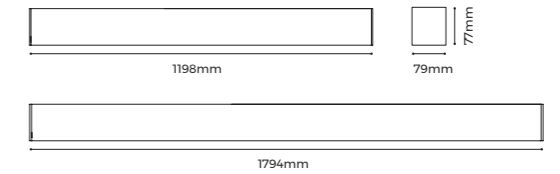
Luminaire Parameters

Light source	Brigelux 2835		
SDCM	≤3 Step(ANSI)		
CRI	80\90		
CCT	2700\3000\3500\4000\5000\6500\3000-6500K		
Length (mm)	1198	1794	2390
Power (w)	53	75	102
Luminous flux (lm) (Regular model)	Up: 1580	Up: 2235	Up: 3040
	Down: 4250	Down: 6015	Down: 8180
Luminous flux (lm) (High-efficiency model)	Up: 1720	Up: 2440	Up: 3315
	Down: 5170	Down: 7310	Down: 9945
Light efficiency	100LM/ W, 130LM/ W		
Beam angle	110°		

* The above parameters are based on Ra80, 4000K Light source.

BH7977FP

Prismatic



Basic Parameters

Installation	Pendant
Lighting direction	Upward&Downward
Material	AL6063-T5, spraying surface/ anodizing
Coating	Silver anodized, Black, White
Dimming method	Non/ DALI-2+PUSH/1-10V/ Tuya/ Casambi optional
Input voltage	AC220-240V
Application	Indoor
IP grade	IP20
Warranty	5 years (Emergency: 3 years)
Certification	CE, CB, UKCA, ROHS, Reach

Luminaire Parameters

Light source	Brigelux 2835	
SDCM	≤3 Step(ANSI)	
UGR	<19 (X=4H, Y=8H)	
CRI	80\90	
CCT	2700\3000\3500\4000\5000\6500K	
Length (mm)	1198	1794
Power (w)	51	78
Luminous flux (lm) (Regular model)	Up: 1580	Up: 2235
	Down: 4250	Down: 6015
Luminous flux (lm) (High-efficiency model)	Up: 1720	Up: 2440
	Down: 5170	Down: 7310
Light efficiency	100LM/ W	
Beam angle	70°	

* The above parameters are based on Ra80, 4000K Light source.

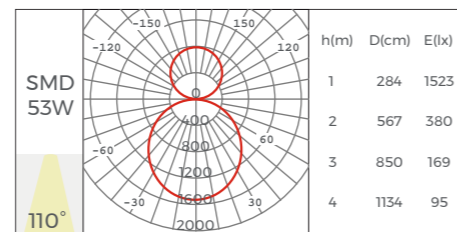
Installation Accessories

Pendant cable (with junction box)	PY-D	
Pendant cable	PN-D	
Pendant rod	PG-I	
Pendant clip	CP-16 37X20X7mm	
Whole luminaire splicing bars	EX-41 110X11.5X11.7mm	

Corner accessories

L-shaped	L90-BH5470 150X150X77mm	
T-shaped	T90-BH5470 300X177X77mm	
X-shaped	X90-BH5470 300X300X77mm	

* None of the five corners contains Light sources.



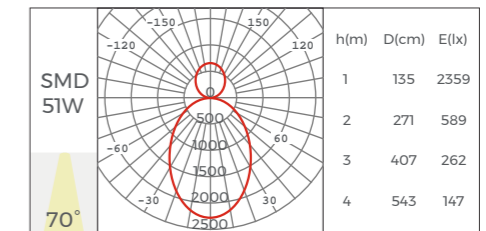
Installation Accessories

Pendant cable (with junction box)	PY-D	
Pendant cable	PN-D	
Pendant rod	PG-I	
Pendant clip	CP-16 37X20X7mm	
Whole luminaire splicing bars	EX-41 110X11.5X11.7mm	

Corner accessories

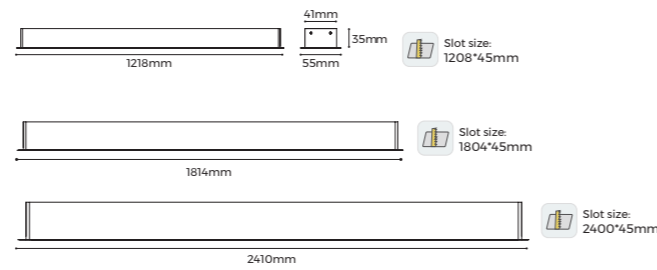
L-shaped	L90-BH7977 150X150X77mm	
T-shaped	T90-BH7977 300X177X77mm	
X-shaped	X90-BH7977 300X300X77mm	

* None of the five corners contains Light sources.



BE5535FD

Diffuser



Basic Parameters

Installation	Recessed
Lighting direction	Downward
Material	AL6063-T5, spraying surface/ anodizing
Coating	Silver anodized, Black, White
Dimming method	Non/ DALI-2+PUSH/1-10V/ Tuya/ Casambi optional
Input voltage	AC220-240V
Application	Indoor
IP grade	IP20
Warranty	5 years (Emergency: 3 years)
Emergency lighting	3H optional
Certification	CE, CB, UKCA, ROHS, Reach

Luminaire Parameters

Light source	Brigelux 2835		
SDCM	≤3 Step(ANSI)		
CRI	80\90		
CCT	2700\3000\3500\4000\5000\6500\3000-6500K		
Length (mm)	1218	1814	2410
Power (w)	19	27	38
Luminous flux (lm) (Regular model)	1900	2700	3800
Luminous flux (lm) (High-efficiency model)	2380	3380	4750
Light efficiency	100LM/ W, 125LM/ W		
Beam angle	110°		

* The above parameters are based on Ra80, 4000K Light source.

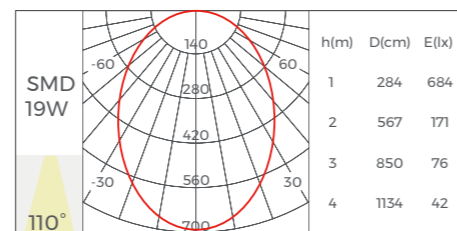
Installation Accessories

Recessed accessory	RB-02 L68.5xW35xH31.6mm	
--------------------	----------------------------	--

Corner accessories

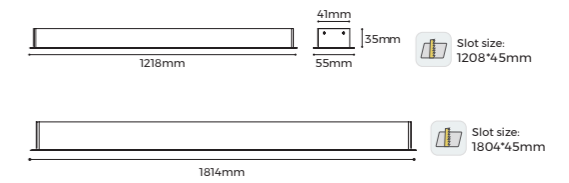
L-shaped	L90-BE5535 150X150X35mm	
L-shaped (Inward)	L90N-BE5535 150X150X55mm	
L-shaped (Outward)	L90W-BE5535 150X150X55mm	
T-shaped	T90-BE5535 300X184.5X35mm	
X-shaped	X90-BE5535 300X300X35mm	

* None of the five corners contains Light sources.



BE5535FP

Prismatic



Basic Parameters

Installation	Recessed
Lighting direction	Downward
Material	AL6063-T5, spraying surface/ anodizing
Coating	Silver anodized, Black, White
Dimming method	Non/ DALI-2+PUSH/1-10V/ Tuya/ Casambi optional
Input voltage	AC220-240V
Application	Indoor
IP grade	IP20
Warranty	5 years (Emergency: 3 years)
Emergency lighting	3H optional
Certification	CE, CB, UKCA, ROHS, Reach

Luminaire Parameters

Light source	Brigelux 2835	
SDCM	≤3 Step(ANSI)	
UGR	<19 (X=4H, Y=8H)	
CRI	80\90	
CCT	2700\3000\3500\4000\5000\6500K	
Length (mm)	1218	1814
Power (w)	19	27
Luminous flux (lm)	1710	2430
Light efficiency	90LM/ W	
Beam angle	70°	

* The above parameters are based on Ra80, 4000K Light source.

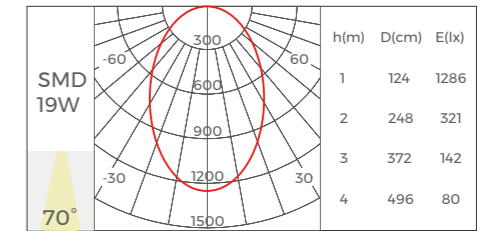
Installation Accessories

Recessed accessory	RB-02 L68.5xW35xH31.6mm	
--------------------	----------------------------	--

Corner accessories

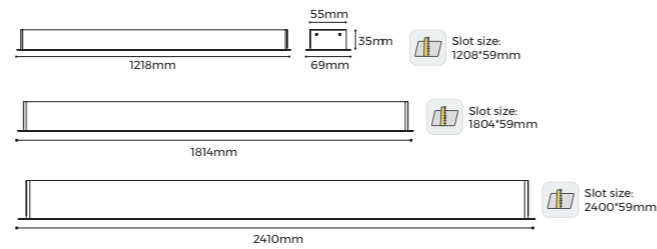
L-shaped	L90-BE5535 150X150X35mm	
L-shaped (Inward)	L90N-BE5535 150X150X55mm	
L-shaped (Outward)	L90W-BE5535 150X150X55mm	
T-shaped	T90-BE5535 300X184.5X35mm	
X-shaped	X90-BE5535 300X300X35mm	

* None of the five corners contains Light sources.



BE6935FD

Diffuser



Basic Parameters

Installation	Recessed
Lighting direction	Downward
Material	AL6063-T5, spraying surface/ anodizing
Coating	Silver anodized, Black, White
Dimming method	Non/ DALI-2+PUSH/1-10V/ Tuya/ Casambi optional
Input voltage	AC220-240V
Application	Indoor
IP grade	IP20
Warranty	5 years (Emergency: 3 years)
Certification	CE, CB, UKCA, ROHS, Reach

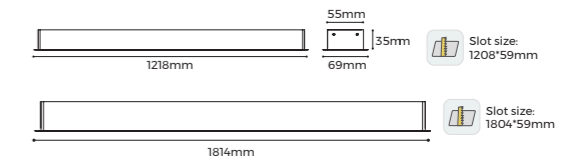
Luminaire Parameters

Light source	Brigelux 2835		
SDCM	≤3 Step(ANSI)		
CRI	80\90		
CCT	2700\3000\3500\4000\5000\6500\3000-6500K		
Length (mm)	1218	1814	2410
Power (w)	27	38	53
Luminous flux (lm) (Regular model)	2970	4180	5830
Luminous flux (lm) (High-efficiency model)	3510	4940	6890
Light efficiency	100LM/ W, 130LM/ W		
Beam angle	110°		

* The above parameters are based on Ra80, 4000K Light source.

BE6935FP

Prismatic



Basic Parameters

Installation	Recessed
Lighting direction	Downward
Material	AL6063-T5, spraying surface/ anodizing
Coating	Silver anodized, Black, White
Dimming method	Non/ DALI-2+PUSH/1-10V/ Tuya/ Casambi optional
Input voltage	AC220-240V
Application	Indoor
IP grade	IP20
Warranty	5 years (Emergency: 3 years)
Certification	CE, CB, UKCA, ROHS, Reach

Luminaire Parameters

Light source	Brigelux 2835	
SDCM	≤3 Step(ANSI)	
UGR	<19 (X=4H, Y=8H)	
CRI	80\90	
CCT	2700\3000\3500\4000\5000\6500K	
Length (mm)	1218	1814
Power (w)	27	38
Luminous flux (lm)	2520	3550
Light efficiency	95LM/ W	
Beam angle	70°	

* The above parameters are based on Ra80, 4000K Light source.

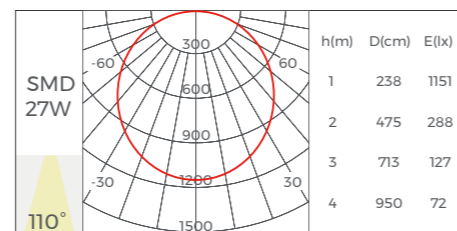
Installation Accessories

Recessed accessory	RB-02 L68.5xW35xH31.6mm	
--------------------	----------------------------	--

Corner accessories

L-shaped	L90-BE6935 150X150X35mm	
L-shaped (Inward)	L90N-BE6935 150X150X69mm	
L-shaped (Outward)	L90W-BE6935 150X150X69mm	
T-shaped	T90-BE6935 300X184.5X35mm	
X-shaped	X90-BE6935 300X300X35mm	

* None of the five corners contains Light sources.



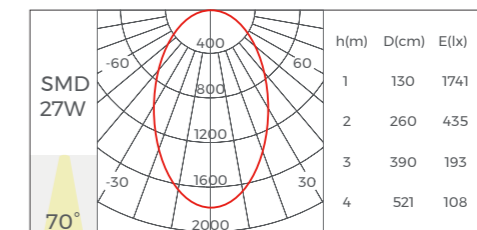
Installation Accessories

Recessed accessory	RB-02 L68.5xW35xH31.6mm	
--------------------	----------------------------	--

Corner accessories

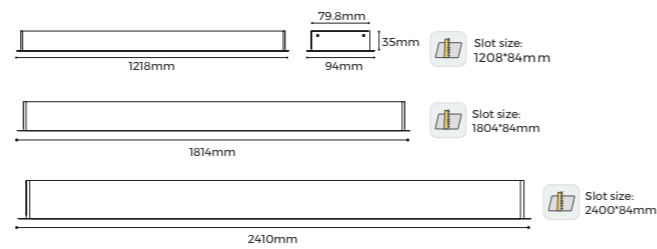
L-shaped	L90-BE6935 150X150X35mm	
L-shaped (Inward)	L90N-BE6935 150X150X69mm	
L-shaped (Outward)	L90W-BE6935 150X150X69mm	
T-shaped	T90-BE6935 300X184.5X35mm	
X-shaped	X90-BE6935 300X300X35mm	

* None of the five corners contains Light sources.



BE9435FD

Diffuser



Basic Parameters

Installation	Recessed
Lighting direction	Downward
Material	AL6063-T5, spraying surface/ anodizing
Coating	Silver anodized, Black, White
Dimming method	Non/ DALI-2+PUSH/1-10V/ Tuya/ Casambi optional
Input voltage	AC220-240V
Application	Indoor
IP grade	IP20
Warranty	5 years (Emergency: 3 years)
Certification	CE, CB, UKCA, ROHS, Reach

Luminaire Parameters

Light source	Brigelux 2835		
SDCM	≤3 Step(ANSI)		
CRI	80\90		
CCT	2700\3000\3500\4000\5000\6500\3000-6500K		
Length (mm)	1218	1814	2410
Power (w)	38	60	75
Luminous flux (lm) (Regular model)	4180	6600	8250
Luminous flux (lm) (High-efficiency model)	4940	7800	9750
Light efficiency	100LM/ W, 130LM/ W		
Beam angle	110°		

* The above parameters are based on Ra80, 4000K Light source.

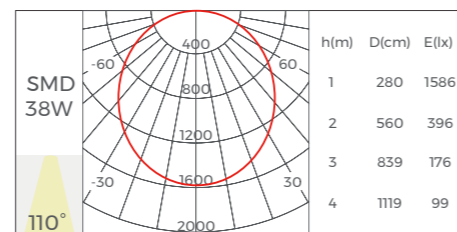
Installation Accessories

Recessed accessory	RB-02 L68.5xW35xH31.6mm	
--------------------	----------------------------	--

Corner accessories

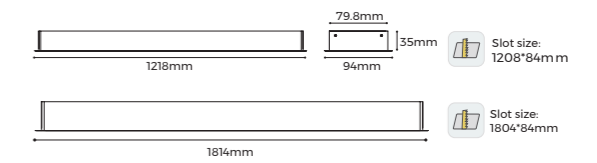
L-shaped	L90N-BE9435 150X150X35mm	
L-shaped (Inward)	L90N-BE9435 150X150X94mm	
L-shaped (Outward)	L90W-BE9435 150X150X94mm	
T-shaped	T90-BE9435 300X197.5X35mm	
X-shaped	X90-BE9435 300X300X35mm	

* None of the five corners contains Light sources.



BE9435FP

Prismatic



Basic Parameters

Installation	Recessed
Lighting direction	Downward
Material	AL6063-T5, spraying surface/ anodizing
Coating	Silver anodized, Black, White
Dimming method	Non/ DALI-2+PUSH/1-10V/ Tuya/ Casambi optional
Input voltage	AC220-240V
Application	Indoor
IP grade	IP20
Warranty	5 years (Emergency: 3 years)
Certification	CE, CB, UKCA, ROHS, Reach

Luminaire Parameters

Light source	Brigelux 2835	
SDCM	≤3 Step(ANSI)	
UGR	<19 (X=4H, Y=8H)	
CRI	80\90	
CCT	2700\3000\3500\4000\5000\6500K	
Length (mm)	1218	1814
Power (w)	34	51
Luminous flux (lm)	3280	4910
Light efficiency	100LM/ W	
Beam angle	70°	

* The above parameters are based on Ra80, 4000K Light source.

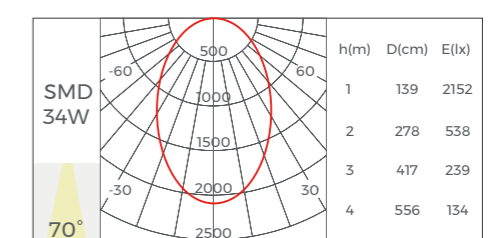
Installation Accessories

Recessed accessory	RB-02 L68.5xW35xH31.6mm	
--------------------	----------------------------	--

Corner accessories

L-shaped	L90N-BE9435 150X150X35mm	
L-shaped (Inward)	L90N-BE9435 150X150X94mm	
L-shaped (Outward)	L90W-BE9435 150X150X94mm	
T-shaped	T90-BE9435 300X197.5X35mm	
X-shaped	X90-BE9435 300X300X35mm	

* None of the five corners contains Light sources.






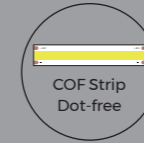

SKYLINE

SKYLINE links two points together as an outright line. It can match with 6m COF/ high-brightness LED strip and 12m/ 20m ultra-long LED strip to achieve direct, indirect lighting and wall washing, full of the charm of purest linear.



SKYLINE Package

☼ Ra90 2700 K 3000 K 4000 K 6000 K

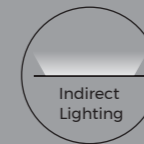



10 W/m

1000 LM/m

DC 24V

☼ Ra80 2200 K 2850 K 4000 K 5700 K

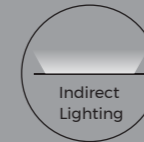
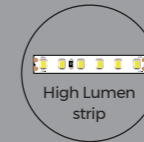


10.6 W/m

1100 LM/m

AC220-240V 50/60Hz

☼ Ra90 2700 K 3000 K 4000 K 6000 K

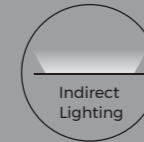


13.5 W/m

1320 LM/m

DC 24V


☼ Ra90 2700 K 3000 K 4000 K 6000 K




8.7 W/m

890 LM/m


DC 24V



SKY-20C 20M



SKY-06A

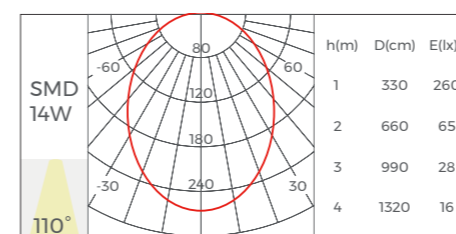


Basic Parameters


Installation	Ceiling
Lighting direction	Upward
Material	Zinc alloy, spraying surface, steel belt (stainless steel)
Coating	Black
Dimming method	No Power supply
Input voltage	DC24V
Application	Indoor
IP grade	IP20
Warranty	5 years
Certification	CE, Rohs, Reach

Luminaire Parameters

Light source	D8120-24V-8mm			
Power (W)	13.5			
CRI	90			
CCT	2700K	3000K	4000K	6000K
Luminous flux (lm/m)	1200	1270	1320	1270
Light efficiency (LM/W)	89	94	98	94
Beam angle	110°			



SKY-06B

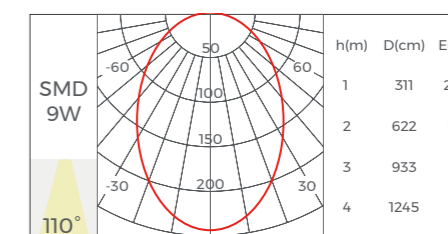


Basic Parameters


Installation	Ceiling
Lighting direction	Downward
Material	Zinc alloy, spraying surface, steel belt (stainless steel)
Coating	Black
Dimming method	No Power supply
Input voltage	DC24V
Application	Indoor
IP grade	IP20
Warranty	5 years
Certification	CE, Rohs, Reach

Luminaire Parameters

Light source	DF10-24V-8mm			
Power (W)	10			
CRI	90			
CCT	2700K	3000K	4000K	6500K
Luminous flux (lm/m)	820	900	980	1000
Light efficiency (LM/W)	82	90	98	100
Beam angle	110°			



SKY-06D

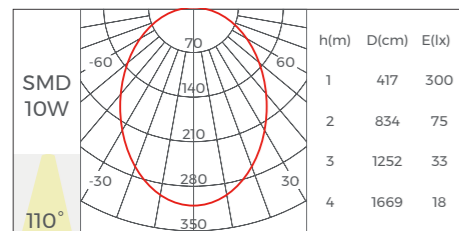


Basic Parameters

Installation	Ceiling
Lighting direction	Upward
Material	Zinc alloy, spraying surface, steel belt (stainless steel)
Coating	Black
Dimming method	No Power supply
Input voltage	AC220-240V
Application	Indoor
IP grade	IP20
Warranty	5 years
Certification	CE, Rohs, Reach

Luminaire Parameters

Light source	H8104-230V-12mm			
Power (W)	10.6			
CRI	80			
CCT	2200K	2850K	4000K	5700K
Luminous flux (lm/m)	820	990	1060	1100
Light efficiency (LM/W)	78	94	100	104
Beam angle	110°			



SKY-12C

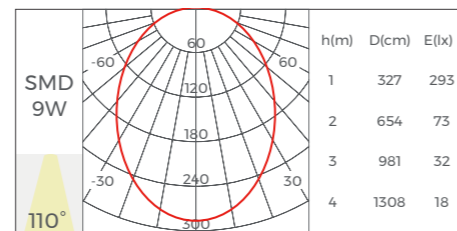


Basic Parameters

Installation	Ceiling
Lighting direction	Upward
Material	Zinc alloy, spraying surface, steel belt (stainless steel)
Coating	Black
Dimming method	No Power supply
Input voltage	DC24V
Application	Indoor
IP grade	IP20
Warranty	5 years
Certification	CE, Rohs, Reach

Luminaire Parameters

Light source	DS8120-24V-12mm			
Power (W)	8.7			
CRI	90			
CCT	2700K	3000K	4000K	6000K
Luminous flux (lm/m)	810	850	890	850
Light efficiency (LM/W)	93	98	102	98
Beam angle	110°			



SKY-20C

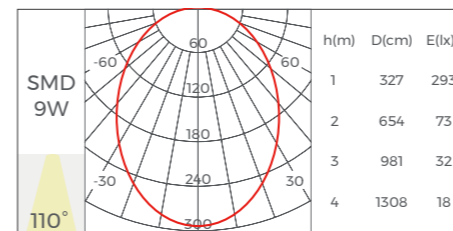


Basic Parameters

Installation	Ceiling
Lighting direction	Upward
Material	Zinc alloy, spraying surface, steel belt (stainless steel)
Coating	Black
Dimming method	No Power supply
Input voltage	DC24V
Application	Indoor
IP grade	IP20
Warranty	5 years
Certification	CE, Rohs, Reach

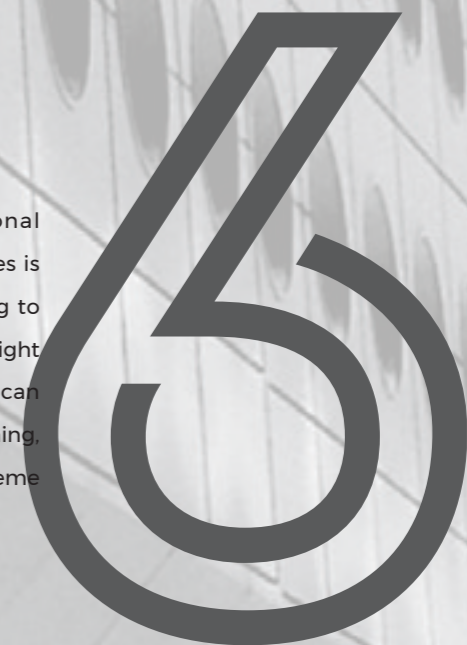
Luminaire Parameters

Light source	DS8120-24V-12mm			
Power (W)	8.7			
CRI	90			
CCT	2700K	3000K	4000K	6000K
Luminous flux (lm/m)	810	850	890	850
Light efficiency (LM/W)	93	98	102	98
Beam angle	110°			



Downlights

COLORS Downlights include Genie professional downlight and Magicube mini grille light. The series is designed miniature, slender and delicate, catering to aesthetic trend of interior design. It emphasizes on light spot, deep anti-glare and natural gradient of light, can achieve accent lighting, flood lighting and wall washing, satisfying differentiated needs for villa mansions, theme hotels, commercial clubs, etc.



Product Series

Downlights include Genie professional downlight and Magicube mini grille light, can satisfy differentiated needs for villa mansions, theme hotels, commercial clubs, etc.



GENIE

GENIE is a professional downlight that can be make higher power in the same size as those on market. It adopts four anti-glare concepts, including hidden light source, condensed light, diffuse lens and dark reflector to achieve UGR<10, assuring you of visual comfort with no glare. It's 25° tilting angle adjustable, can achieve precise accent lighting.



MAGICUBE

MAGICUBE mini grille light is delicate, compact and of linear outlook. It includes 4 optics, including ±20° adjustable round grille, retractable spotlight, flood lighting and wall washer and supports recessed, pre-recessed and surface-mounted installation. It can achieve precise accent lighting, basic lighting and wall washing.



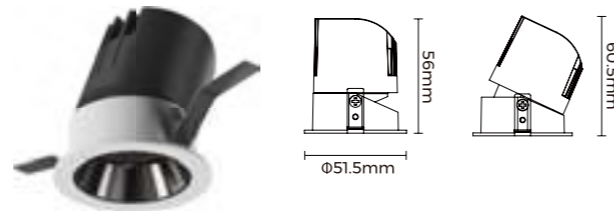
Application



GENIE

GENIE is a professional downlight that can make higher power in the same size as those on market. It adopts four anti-glare concepts, including hidden light source, condensed light, diffuse lens and dark reflector to achieve $UGR < 10$, assuring you of visual comfort with no glare. It's 25° tilting angle adjustable, can achieve precise accent lighting.

DLE-GEC45L6



Basic Parameters

Body structure	Angle adjustable
Aluminum Material	ADC12
Surface Processing	Oil spraying
Optical Cover	Anti-glare diffuser
Installation method	Recessed
Size	Ø51.5x56mm

Customizable


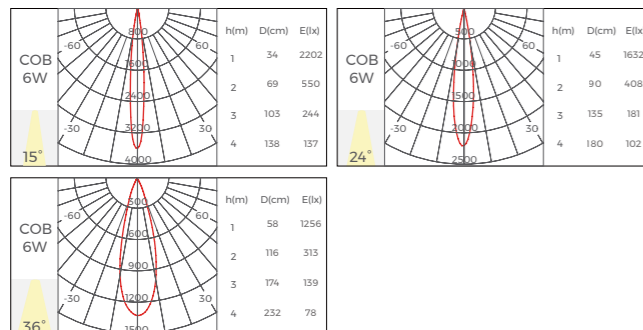
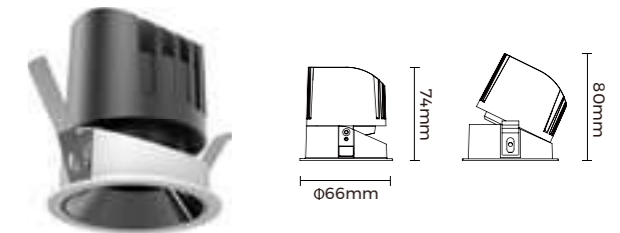


Photo-electric Parameters

Model	DLE-GEC45L6		
Light Source	COB		
Input Voltage	220-240VAC		
power	6W		
CRI	Ra>90		
CCT	2700K	3000K	4000K
Beam Angle	15°/24°/36°	15°/24°/36°	15°/24°/36°
Luminous Flux (lm)	370/370/370	390/390/390	420/420/420
Light Efficiency (lm/w)	61/61/61	65/65/65	70/70/70



DLE-GEC60L8/10



Basic Parameters

Body structure	Angle adjustable
Aluminum Material	ADC12
Surface Processing	Oil spraying
Optical Cover	Anti-glare diffuser
Installation method	Recessed
Size	Ø66x74mm

Customizable



Photo-electric Parameters

Model	DLE-GEC60L8		
Light Source	COB		
Input Voltage	220-240VAC		
power	8W		
CRI	Ra>90		
CCT	2700K	3000K	4000K
Beam Angle	15°/24°/36°/50°	15°/24°/36°/50°	15°/24°/36°/50°
Luminous Flux (lm)	510/620/620/620	540/660/660/660	580/700/700/700
Light Efficiency (lm/w)	64/78/78/78	68/83/83/83	73/88/88/88

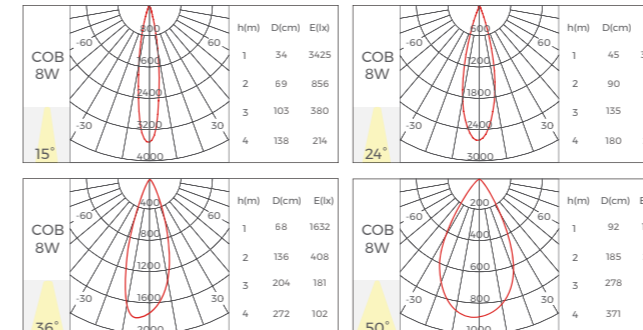
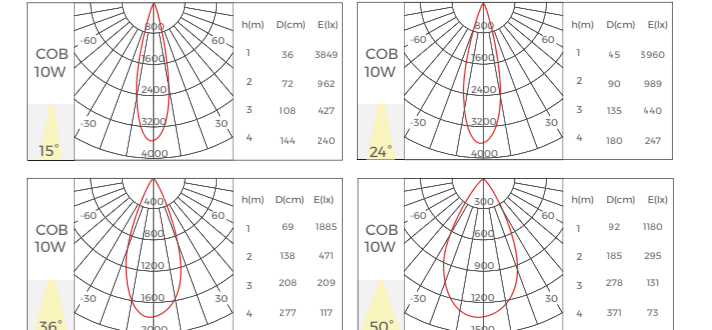
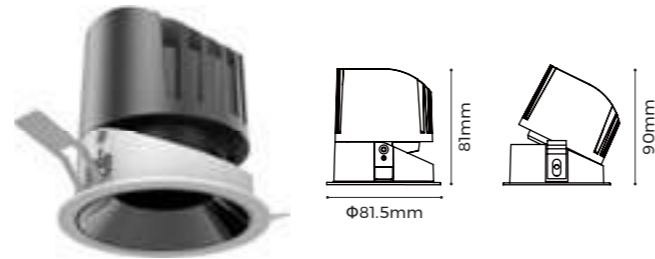



Photo-electric Parameters

Model	DLE-GEC60L10		
Light Source	COB		
Input Voltage	220-240VAC		
power	10W		
CRI	Ra>90		
CCT	2700K	3000K	4000K
Beam Angle	15°/24°/36°/50°	15°/24°/36°/50°	15°/24°/36°/50°
Luminous Flux (lm)	630/760/760/760	670/800/800/800	710/850/850/850
Light Efficiency (lm/w)	53/76/76/76	67/80/80/80	71/85/85/85



DLE-GEC75L8/10/12/15



Basic Parameters

Body structure	Angle adjustable
Aluminum Material	ADC12
Surface Processing	Oil spraying
Optical Cover	Anti-glare diffuser
Installation method	Recessed
Size	Φ81.5x81mm

Customizable



Photo-electric Parameters

Model	DLE-GEC75L8		
Light Source	COB		
Input Voltage	220-240VAC		
power	8W		
CRI	Ra>90		
CCT	2700K	3000K	4000K
Beam Angle	15°/24°/36°/50°	15°/24°/36°/50°	15°/24°/36°/50°
Luminous Flux (lm)	640/750/710/640	670/780/750/670	720/830/800/720
Light Efficiency (lm/w)	80/93/88/90	83/97/93/83	90/103/100/90

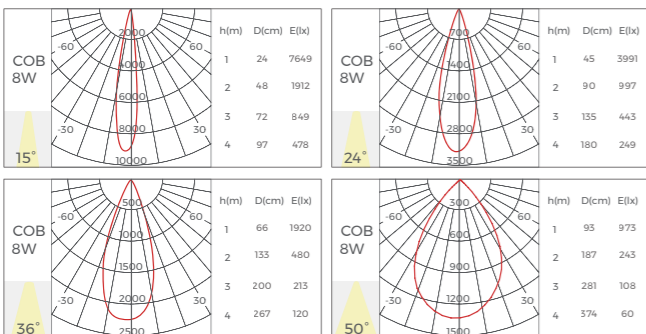


Photo-electric Parameters

Model	DLE-GEC75L10		
Light Source	COB		
Input Voltage	220-240VAC		
power	10W		
CRI	Ra>90		
CCT	2700K	3000K	4000K
Beam Angle	15°/24°/36°/50°	15°/24°/36°/50°	15°/24°/36°/50°
Luminous Flux (lm)	760/830/830/790	800/880/880/830	850/940/940/890
Light Efficiency (lm/w)	76/83/83/79	80/88/88/83	85/94/94/89

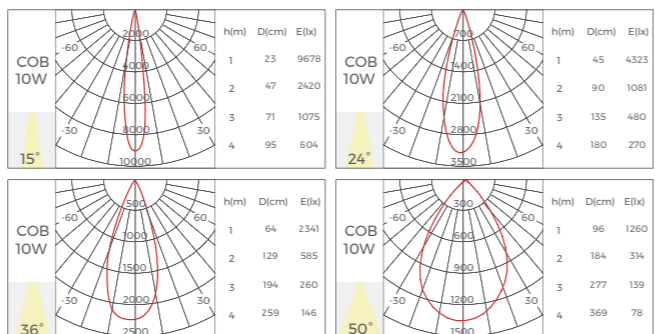


Photo-electric Parameters

Model	DLE-GEC75L12		
Light Source	COB		
Input Voltage	220-240VAC		
power	12W		
CRI	Ra>90		
CCT	2700K	3000K	4000K
Beam Angle	15°/24°/36°/50°	15°/24°/36°/50°	15°/24°/36°/50°
Luminous Flux (lm)	850/950/950/890	900/1000/1000/940	960/1070/1070/1000
Light Efficiency (lm/w)	71/79/79/74	75/83/83/78	80/89/89/83

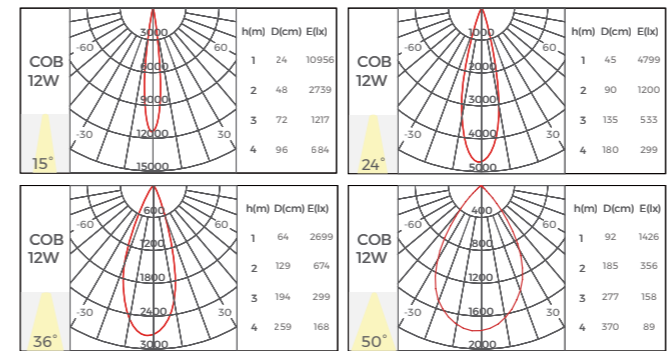
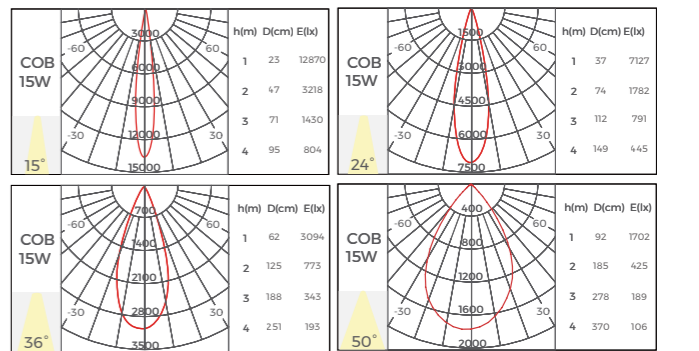
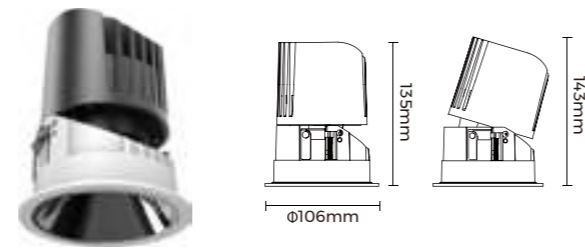


Photo-electric Parameters

Model	DLE-GEC75L15		
Light Source	COB		
Input Voltage	220-240VAC		
power	15W		
CRI	Ra>90		
CCT	2700K	3000K	4000K
Beam Angle	15°/24°/36°/50°	15°/24°/36°/50°	15°/24°/36°/50°
Luminous Flux (lm)	950/1020/1020/1000	1000/1080/1080/1060	1070/1150/1150/1120
Light Efficiency (lm/w)	63/68/68/66	66/72/72/70	71/76/76/74



DLE-GEC95L20/25

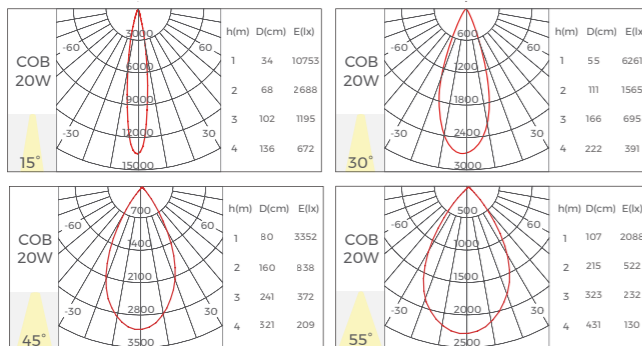


Basic Parameters

Body structure	Angle adjustable
Aluminum Material	ADC12
Surface Processing	Oil spraying
Optical Cover	Anti-glare diffuser
Installation method	Recessed
Size	Ø106x135mm

Photo-electric Parameters

Model	DLE-GEC95L20		
Light Source	COB		
Input Voltage	220-240VAC		
power	20W		
CRI	Ra>90		
CCT	2700K	3000K	4000K
Beam Angle	15°/30°/45°/55°	15°/30°/45°/55°	15°/30°/45°/55°
Luminous Flux (lm)	1380/1610/1610/1470	1450/1700/1700/1550	1550/1820/1820/1660
Light Efficiency (lm/w)	69/81/81/74	73/85/85/78	78/91/91/83

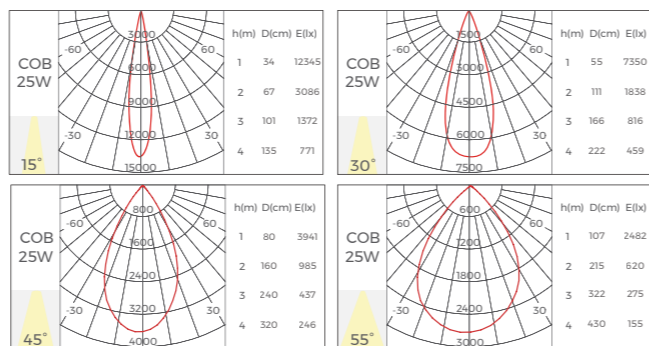


Customizable

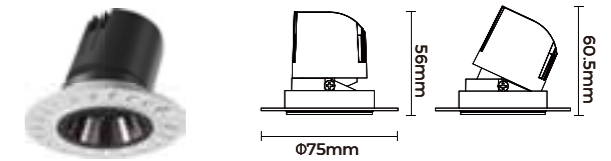


Photo-electric Parameters

Model	DLE-GEC95L25		
Light Source	COB		
Input Voltage	220-240VAC		
power	25W		
CRI	Ra>90		
CCT	2700K	3000K	4000K
Beam Angle	15°/30°/45°/55°	15°/30°/45°/55°	15°/30°/45°/55°
Luminous Flux (lm)	1600/1900/1900/1740	1680/2000/2000/1830	1800/2140/2140/1960
Light Efficiency (lm/w)	64/76/76/70	67/80/80/73	72/86/86/78



DLE-GRC50L6

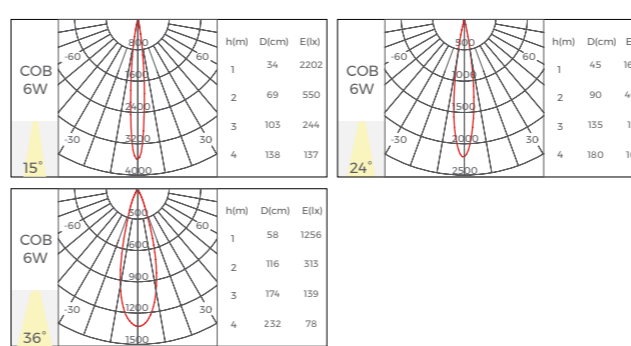


Basic Parameters

Body structure	Angle adjustable
Aluminum Material	ADC12
Surface Processing	Oil spraying
Optical Cover	Anti-glare diffuser
Installation method	Trimless recessed
Size	Ø75x56mm

Photo-electric Parameters

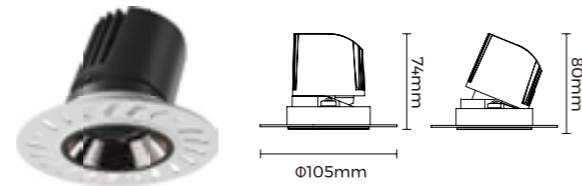
Model	DLE-GEC95L20		
Light Source	COB		
Input Voltage	220-240VAC		
power	6W		
CRI	Ra>90		
CCT	2700K	3000K	4000K
Beam Angle	15°/24°/36°	15°/24°/36°	15°/24°/36°
Luminous Flux (lm)	370/370/370	390/390/390	420/420/420
Light Efficiency (lm/w)	61/61/61	65/65/65	70/70/70



Customizable



DLE-GRC65L8/10

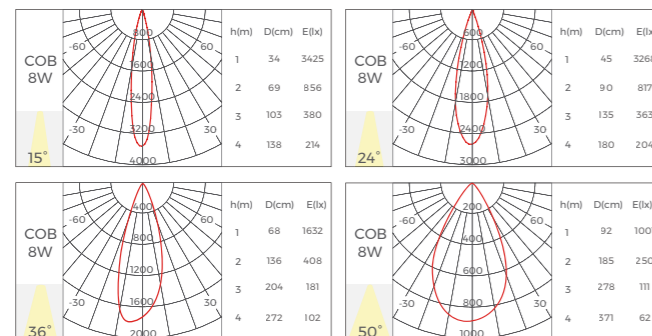


Basic Parameters

Body structure	Angle adjustable
Aluminum Material	ADC12
Surface Processing	Oil spraying
Optical Cover	Anti-glare diffuser
Installation method	Trimless recessed
Size	$\phi 105 \times 74\text{mm}$

Photo-electric Parameters

Model	DLE-GRC65L8		
Light Source	COB		
Input Voltage	220-240VAC		
power	8W		
CRI	Ra>90		
CCT	2700K	3000K	4000K
Beam Angle	15°/24°/36°/50°	15°/24°/36°/50°	15°/24°/36°/50°
Luminous Flux (lm)	510/620/620/620	540/660/660/660	580/700/700/700
Light Efficiency (lm/w)	64/78/78/78	68/83/83/83	73/88/88/88

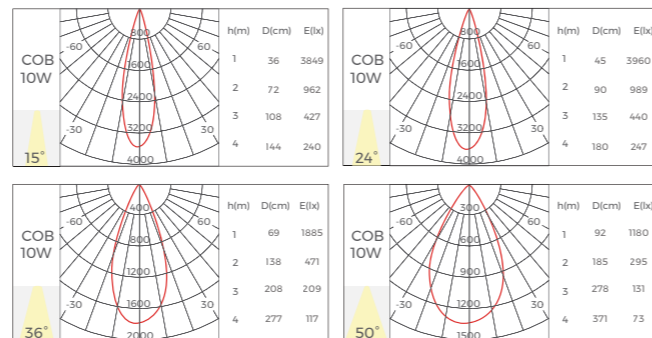


Customizable

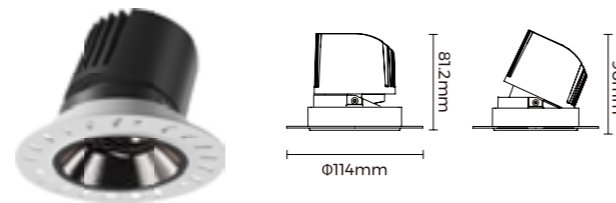


Photo-electric Parameters

Model	DLE-GEC65L10		
Light Source	COB		
Input Voltage	220-240VAC		
power	10W		
CRI	Ra>90		
CCT	2700K	3000K	4000K
Beam Angle	15°/24°/36°/50°	15°/24°/36°/50°	15°/24°/36°/50°
Luminous Flux (lm)	630/760/760/760	670/800/800/800	710/850/850/850
Light Efficiency (lm/w)	53/76/76/76	67/80/80/80	71/85/85/85



DLE-GRC80L8/10/12/15



Basic Parameters

Body structure	Angle adjustable
Aluminum Material	ADC12
Surface Processing	Oil spraying
Optical Cover	Anti-glare diffuser
Installation method	Trimless recessed
Size	Φ114x81.2mm

Customizable



Photo-electric Parameters

Model	DLE-GRC80L8		
Light Source	COB		
Input Voltage	220-240VAC		
power	8W		
CRI	Ra>90		
CCT	2700K	3000K	4000K
Beam Angle	15°/24°/36°/50°	15°/24°/36°/50°	15°/24°/36°/50°
Luminous Flux (lm)	640/750/710/640	670/780/750/670	720/830/800/720
Light Efficiency (lm/w)	80/93/88/90	83/97/93/83	90/103/100/90

Photo-electric Parameters

Model	DLE-GRC80L10		
Light Source	COB		
Input Voltage	220-240VAC		
power	10W		
CRI	Ra>90		
CCT	2700K	3000K	4000K
Beam Angle	15°/24°/36°/50°	15°/24°/36°/50°	15°/24°/36°/50°
Luminous Flux (lm)	760/830/830/790	800/880/880/830	850/940/940/890
Light Efficiency (lm/w)	76/83/83/79	80/88/88/83	85/94/94/89

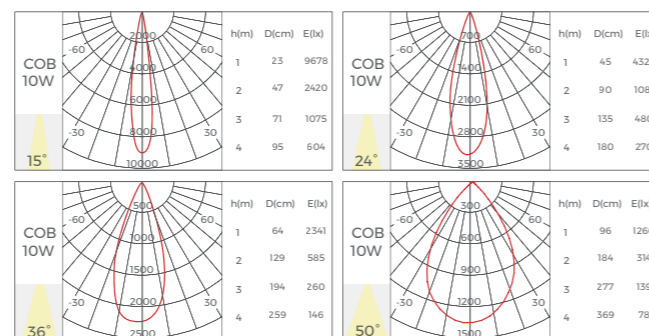
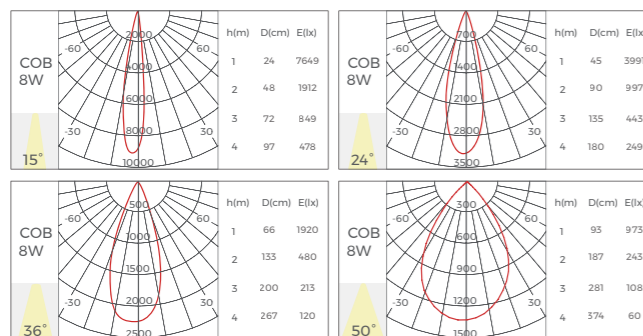


Photo-electric Parameters

Model	DLE-GRC80L12		
Light Source	COB		
Input Voltage	220-240VAC		
power	12W		
CRI	Ra>90		
CCT	2700K	3000K	4000K
Beam Angle	15°/24°/36°/50°	15°/24°/36°/50°	15°/24°/36°/50°
Luminous Flux (lm)	850/950/950/890	900/1000/1000/940	960/1070/1070/1000
Light Efficiency (lm/w)	71/79/79/74	75/83/83/78	80/89/89/83

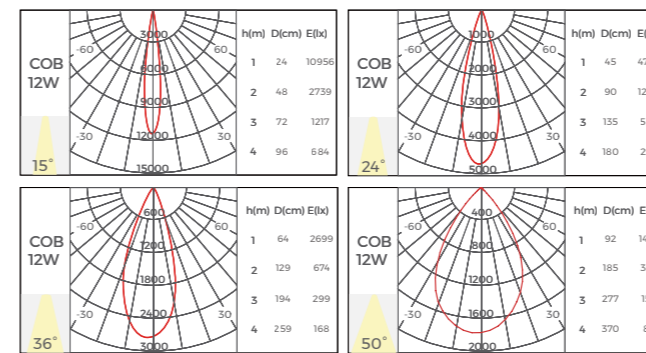
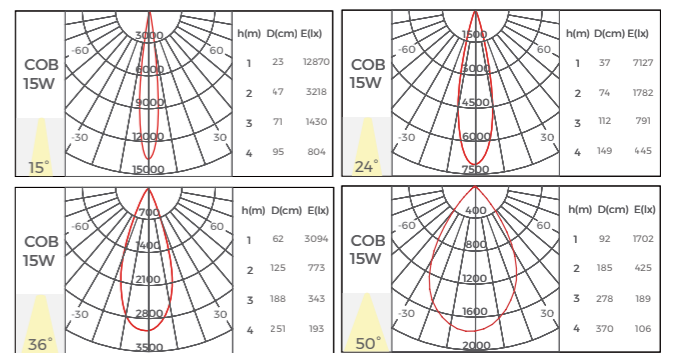
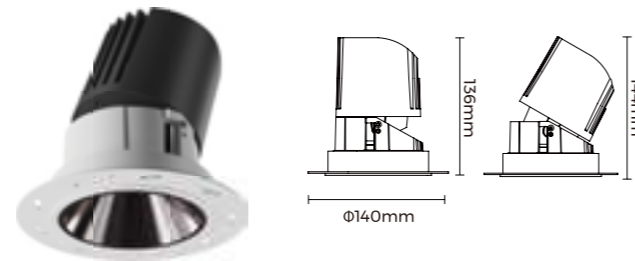


Photo-electric Parameters

Model	DLE-GRC80L15		
Light Source	COB		
Input Voltage	220-240VAC		
power	15W		
CRI	Ra>90		
CCT	2700K	3000K	4000K
Beam Angle	15°/24°/36°/50°	15°/24°/36°/50°	15°/24°/36°/50°
Luminous Flux (lm)	950/1020/1020/1000	1000/1080/1080/1060	1070/1150/1150/1120
Light Efficiency (lm/w)	63/68/68/66	66/72/72/70	71/76/76/74



DLE-GRC100L20/25

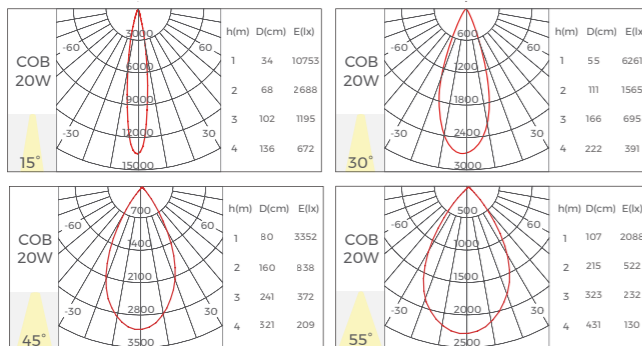


Basic Parameters

Body structure	Angle adjustable
Aluminum Material	ADC12
Surface Processing	Oil spraying
Optical Cover	Anti-glare diffuser
Installation method	Trimless recessed
Size	Ø140X136mm

Photo-electric Parameters

Model	DLE-GRC100L20		
Light Source	COB		
Input Voltage	220-240VAC		
power	20W		
CRI	Ra>90		
CCT	2700K	3000K	4000K
Beam Angle	15°/30°/45°/55°	15°/30°/45°/55°	15°/30°/45°/55°
Luminous Flux (lm)	1380/1610/1610/1470	1450/1700/1700/1550	1550/1820/1820/1660
Light Efficiency (lm/w)	69/81/81/74	73/85/85/78	78/91/91/83

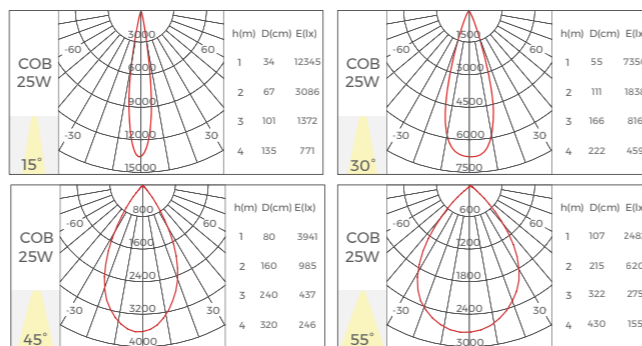


Customizable



Photo-electric Parameters

Model	DLE-GRC100L25		
Light Source	COB		
Input Voltage	220-240VAC		
power	25W		
CRI	Ra>90		
CCT	2700K	3000K	4000K
Beam Angle	15°/30°/45°/55°	15°/30°/45°/55°	15°/30°/45°/55°
Luminous Flux (lm)	1600/1900/1900/1740	1680/2000/2000/1830	1800/2140/2140/1960
Light Efficiency (lm/w)	64/76/76/70	67/80/80/73	72/86/86/78



DLE-GET55L6

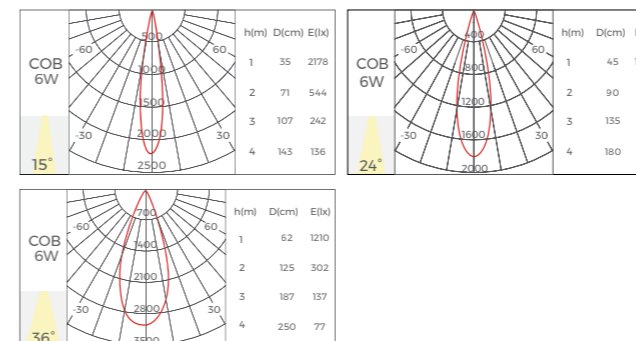


Basic Parameters

Body structure	Direct
Aluminum Material	AL6063-T5
Surface Processing	Oil spraying
Optical Cover	Anti-glare diffuser
Installation method	Recessed
Size	Ø62X40mm

Photo-electric Parameters

Model	DLE-GET55L6		
Light Source	COB		
Input Voltage	220-240VAC		
power	6W		
CRI	Ra>90		
CCT	2700K	3000K	4000K
Beam Angle	15°/24°/36°	15°/24°/36°	15°/24°/36°
Luminous Flux (lm)	440/470/460	460/490/480	490/520/510
Light Efficiency (lm/w)	73/78/77	77/82/80	82/87/85



Customizable



DLE-GET75L12

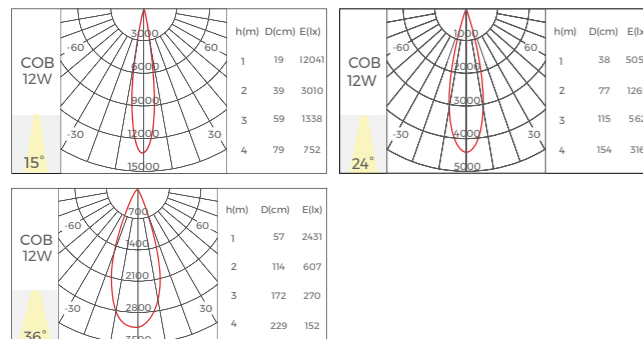


Basic Parameters

Body structure	Direct
Aluminum Material	AL6063-T5
Surface Processing	Oil spraying
Optical Cover	Anti-glare diffuser
Installation method	Recessed
Size	$\varnothing 82 \times 50\text{mm}$

Photo-electric Parameters

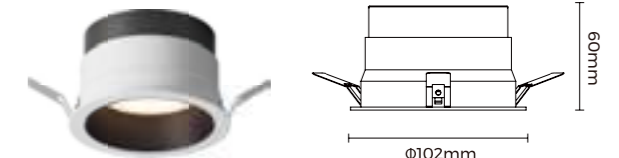
Model	DLE-GET75L12		
Light Source	COB		
Input Voltage	220-240VAC		
power	12W		
CRI	Ra>90		
CCT	2700K	3000K	4000K
Beam Angle	15°/24°/36°	15°/24°/36°	15°/24°/36°
Luminous Flux (lm)	890/830/740	940/880/780	1000/940/830
Light Efficiency (lm/w)	74/69/62	78/73/65	83/78/69



Customizable



DLE-GET95L18

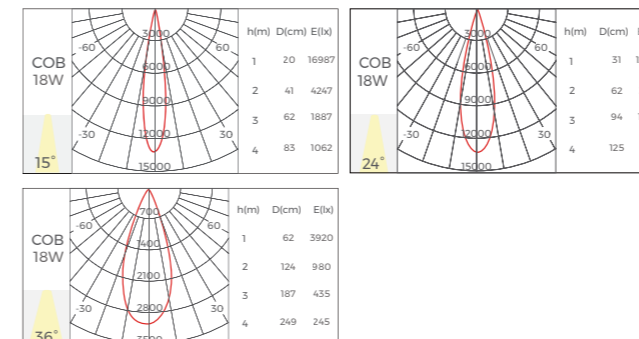


Basic Parameters

Body structure	Direct
Aluminum Material	AL6063-T5
Surface Processing	Oil spraying
Optical Cover	Anti-glare diffuser
Installation method	Recessed
Size	$\varnothing 102 \times 60\text{mm}$

Photo-electric Parameters

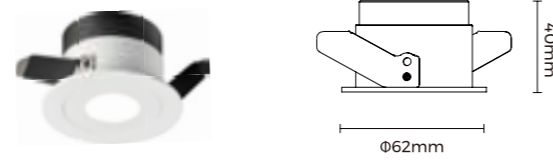
Model	DLE-GET95L18		
Light Source	COB		
Input Voltage	220-240VAC		
power	18W		
CRI	Ra>90		
CCT	2700K	3000K	4000K
Beam Angle	15°/24°/36°	15°/24°/36°	15°/24°/36°
Luminous Flux (lm)	1260/1350/1260	1300/1400/1300	1380/1490/1380
Light Efficiency (lm/w)	70/75/70	72/78/72	77/83/77



Customizable



DLE-GET55R6



Basic Parameters

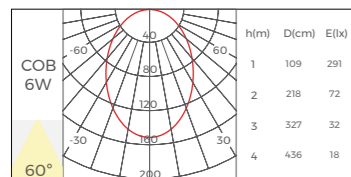
Body structure	Direct
Aluminum Material	AL6063-T5
Surface Processing	Oil spraying
Optical Cover	Anti-glare diffuser
Installation method	Recessed
Size	Φ62X40mm

Customizable

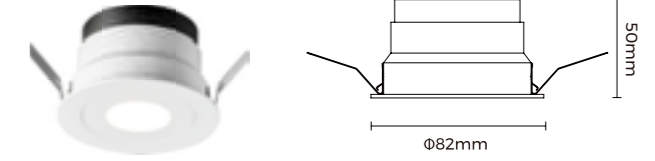


Photo-electric Parameters

Model	DLE-GET55R6		
Light Source	COB		
Input Voltage	220-240VAC		
power	6W		
CRI	Ra>90		
CCT	2700K	3000K	4000K
Beam Angle	60°	60°	60°
Luminous Flux (lm)	360	380	400
Light Efficiency (lm/w)	60	63	67



DLE-GET75R12



Basic Parameters

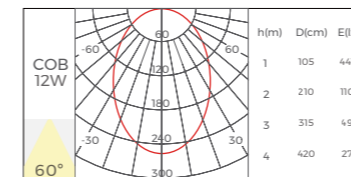
Body structure	Direct
Aluminum Material	AL6063-T5
Surface Processing	Oil spraying
Optical Cover	Anti-glare diffuser
Installation method	Recessed
Size	Φ82X50mm


Customizable



Photo-electric Parameters

Model	DLE-GET75R12		
Light Source	COB		
Input Voltage	220-240VAC		
power	12W		
CRI	Ra>90		
CCT	2700K	3000K	4000K
Beam Angle	60°	60°	60°
Luminous Flux (lm)	530	560	600
Light Efficiency (lm/w)	44	47	50

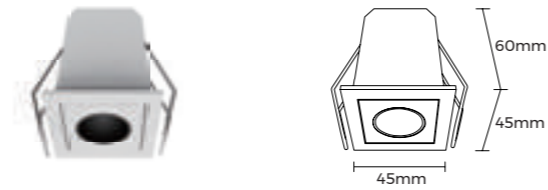




MAGICUBE

MAGICUBE mini grille light is delicate, compact and of linear outlook. It includes 4 optics, including $\pm 20^\circ$ adjustable round grille, retractable spotlight, flood lighting and wall washer and supports recessed, pre-recessed and surface-mounted installation. It can achieve precise accent lighting, basic lighting and wall washing.

GLE-ME35G01



Basic Parameters

Body structure	Direct
Aluminum Material	ADC12
Surface Processing	Oil Spraying
Optical Cover	Black/White
Installation	Recessed
Applicable thickness	5-25mm ceiling
Size	45×45×60mm

Customizable

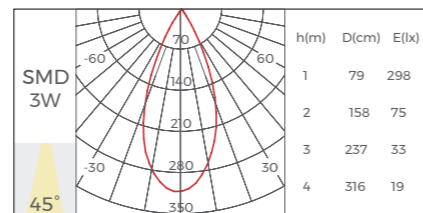
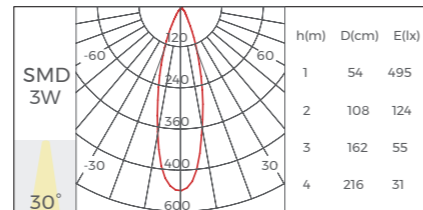

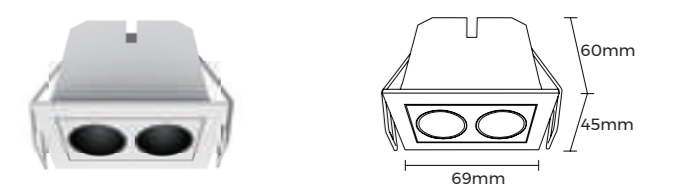


Photo-electric Parameters

Light Source	SMD		
Input voltage	220-240VAC		
Current	700mA		
power	3W		
CRI	Ra>90		
CCT	3000K	3500K	4000K
Luminous Flux (lm)	150/140	155/140	160/150
Light efficiency(lm/w)	50/47	51/47	53/50
Beam Angle	30°/45°	30°/45°	30°/45°

GLE-ME35G02



Basic Parameters

Body structure	Direct
Aluminum Material	ADC12
Surface Processing	Oil Spraying
Optical Cover	Black/White
Installation	Recessed
Applicable thickness	5-25mm ceiling
Size	69×45×60mm

Customizable

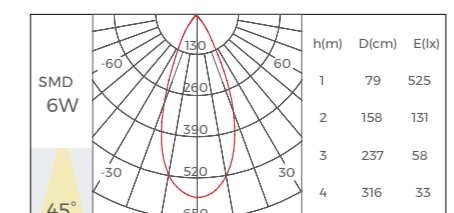
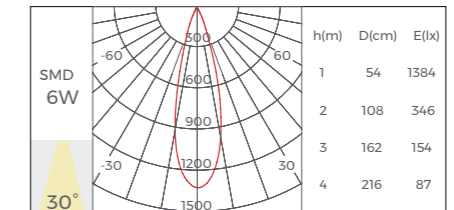
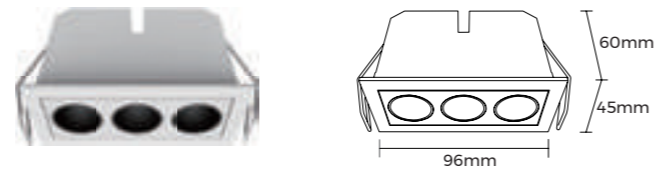


Photo-electric Parameters

Light Source	SMD		
Input voltage	220-240VAC		
Current	700mA		
power	6W		
CRI	Ra>90		
CCT	3000K	3500K	4000K
Luminous Flux (lm)	310/260	320/270	330/280
Light efficiency(lm/w)	51/43	53/45	55/47
Beam Angle	30°/45°	30°/45°	30°/45°

GLE-ME35G03



Basic Parameters

Body structure	Direct
Aluminum Material	ADC12
Surface Processing	Oil Spraying
Optical Cover	Black/White
Installation	Recessed
Applicable thickness	5-25mm ceiling
Size	96×45×60mm

Customizable

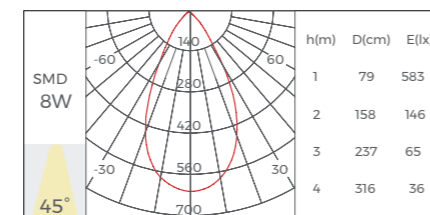
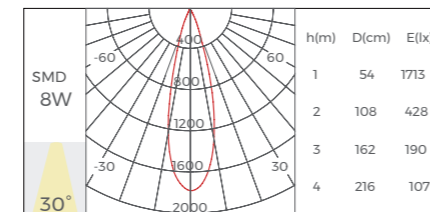
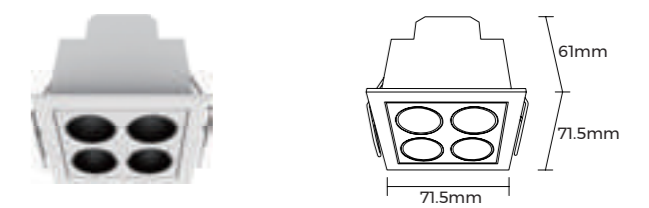


Photo-electric Parameters

Light Source	SMD		
Input voltage	220-240VAC		
Current	700mA		
power	8W		
CRI	Ra>90		
CCT	3000K	3500K	4000K
Luminous Flux (lm)	460/370	470/380	480/390
Light efficiency(lm/w)	58/46	59/48	60/49
Beam Angle	30°/45°	30°/45°	30°/45°

GLE-ME35G04



Basic Parameters

Body structure	Direct
Aluminum Material	ADC12
Surface Processing	Oil Spraying
Optical Cover	Black/White
Installation	Recessed
Applicable thickness	5-25mm ceiling
Size	71.5×71.5×61mm

Customizable

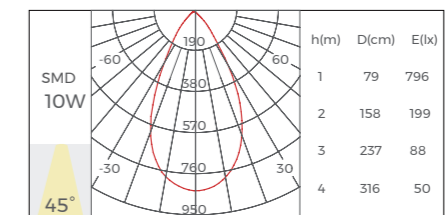
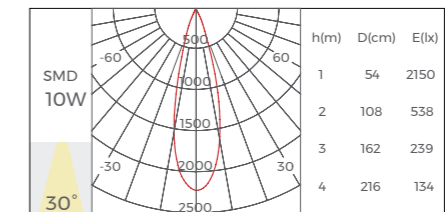




Photo-electric Parameters

Light Source	SMD		
Input voltage	220-240VAC		
Current	700mA		
power	10W		
CRI	Ra>90		
CCT	3000K	3500K	4000K
Luminous Flux (lm)	640/520	660/530	680/540
Light efficiency(lm/w)	64/52	66/53	68/54
Beam Angle	30°/45°	30°/45°	30°/45°

GLE-ME35G05



Basic Parameters

Body structure	Direct
Aluminum Material	ADC12
Surface Processing	Oil Spraying
Optical Cover	Black/White
Installation	Recessed
Applicable thickness	5-25mm ceiling
Size	150×45×60mm

Customizable

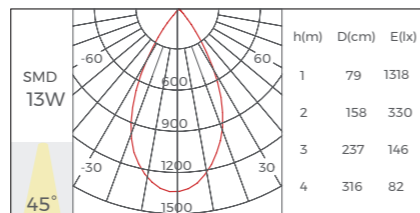
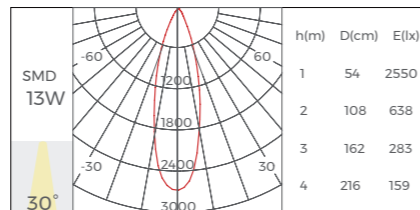
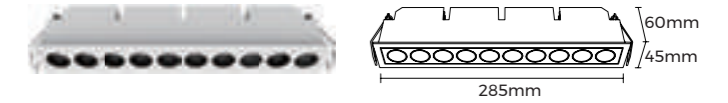
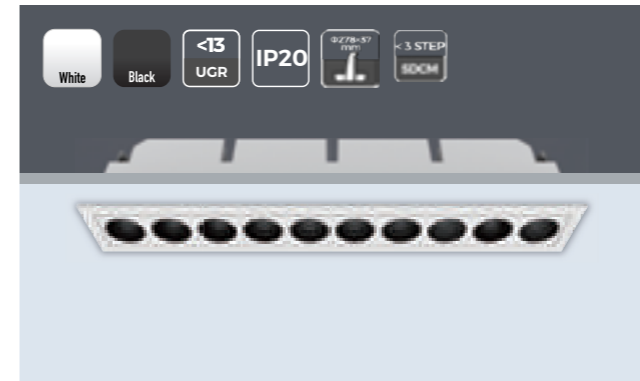


Photo-electric Parameters

Light Source	SMD		
Input voltage	220-240VAC		
Current	700mA		
power	13W		
CRI	Ra>90		
CCT	3000K	3500K	4000K
Luminous Flux (lm)	760/660	780/680	800/700
Light efficiency(lm/w)	58/51	60/52	62/54
Beam Angle	30°/45°	30°/45°	30°/45°

GLE-ME35G10



Basic Parameters

Body structure	Direct
Aluminum Material	ADC12
Surface Processing	Oil Spraying
Optical Cover	Black/White
Installation	Recessed
Applicable thickness	5-25mm ceiling
Size	285×45×60mm

Customizable

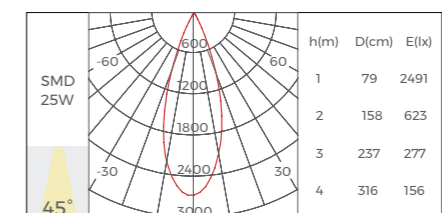
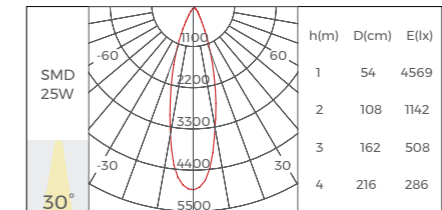
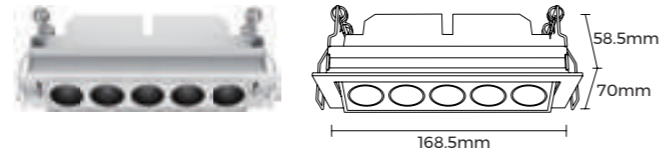


Photo-electric Parameters

Light Source	SMD		
Input voltage	220-240VAC		
Current	700mA		
power	25W		
CRI	Ra>90		
CCT	3000K	3500K	4000K
Luminous Flux (lm)	1550/1400	1600/1440	1640/1470
Light efficiency(lm/w)	62/56	64/58	66/59
Beam Angle	30°/45°	30°/45°	30°/45°

GLE-ME35GA05



Basic Parameters

Body structure	Angle adjustable
Aluminum Material	ADC12
Surface Processing	Oil Spraying
Optical Cover	Black/White
Installation	Recessed
Applicable thickness	5-25mm ceiling
Size	168.5×70×58.5mm

Customizable

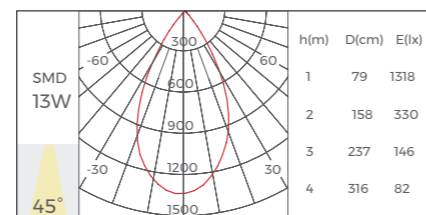
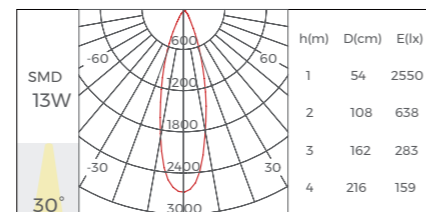
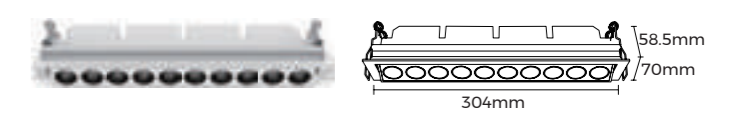


Photo-electric Parameters

Light Source	SMD		
Input voltage	220-240VAC		
Current	700mA		
power	13W		
CRI	Ra>90		
CCT	3000K	3500K	4000K
Luminous Flux (lm)	760/660	780L/680	800/700
Light efficiency(lm/w)	58/51	60/52	62/54v
Beam Angle	30°/45°	30°/45°	30°/45°

GLE-ME35GA10



Basic Parameters

Body structure	Angle adjustable
Aluminum Material	ADC12
Surface Processing	Oil Spraying
Optical Cover	Black/White
Installation	Recessed
Applicable thickness	5-25mm ceiling
Size	304×70×58.5mm

Customizable

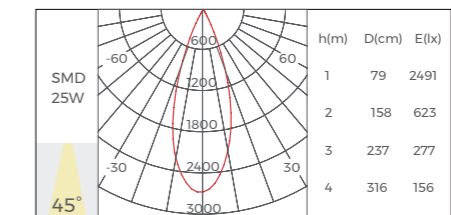
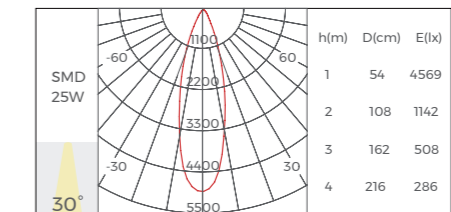
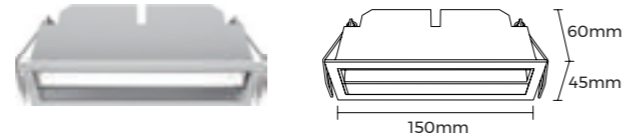



Photo-electric Parameters

Light Source	SMD		
Input voltage	220-240VAC		
Current	700mA		
power	25W		
CRI	Ra>90		
CCT	3000K	3500K	4000K
Luminous Flux (lm)	1550/1400	1600/1440	1640/1470
Light efficiency(lm/w)	62/56	64/58	66/59
Beam Angle	30°/45°	30°/45°	30°/45°

GLE-ME35W15



Basic Parameters

Body structure	Direct
Aluminum Material	ADC12
Surface Processing	Oil Spraying
Optical Cover	Black/White
Installation	Recessed
Applicable thickness	5-25mm ceiling
Size	150×45×60mm

Customizable

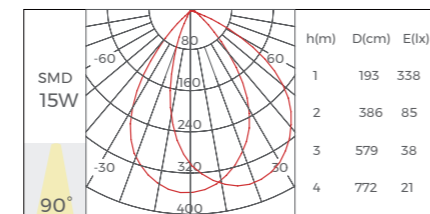
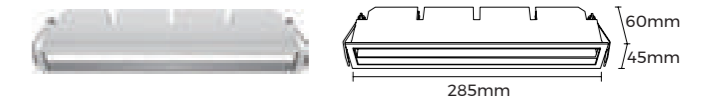


Photo-electric Parameters

Light Source	SMD		
Input voltage	220-240VAC		
Current	700mA		
power	15W		
CRI	Ra>90		
CCT	3000K	3500K	4000K
Luminous Flux (lm)	700	710	730
Light efficiency(lm/w)	47	47	49
Beam Angle	90°	90°	90°

GLE-ME35W24



Basic Parameters

Body structure	Direct
Aluminum Material	ADC12
Surface Processing	Oil Spraying
Optical Cover	Black/White
Installation	Recessed
Applicable thickness	5-25mm ceiling
Size	285×45×60mm

Customizable

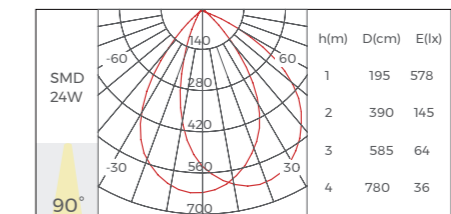
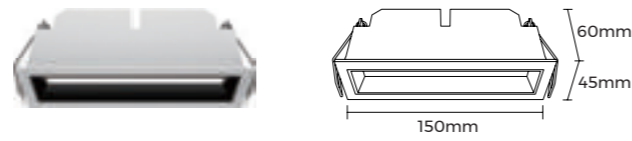



Photo-electric Parameters

Light Source	SMD		
Input voltage	220-240VAC		
Current	700mA		
power	24W		
CRI	Ra>90		
CCT	3000K	3500K	4000K
Luminous Flux (lm)	1280	1320	1350
Light efficiency(lm/w)	53	55	56
Beam Angle	90°	90°	90°

GLE-ME35D15



Basic Parameters

Body structure	Direct
Aluminum Material	ADC12
Surface Processing	Oil Spraying
Optical Cover	Black/White
Installation	Recessed
Applicable thickness	5-25mm ceiling
Size	150X45X60mm

Customizable

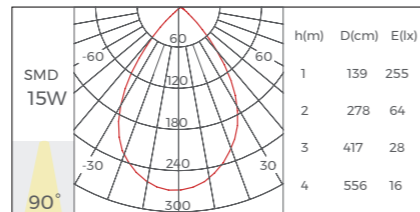

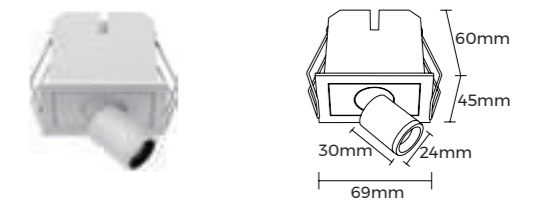


Photo-electric Parameters

Light Source	SMD		
Input voltage	220-240VAC		
Current	700mA		
power	15W		
CRI	Ra>90		
CCT	3000K	3500K	4000K
Luminous Flux (lm)	430	440	450
Light efficiency(lm/w)	29	29	30
Beam Angle	80°	80°	80°

GLE-ME35S01



Basic Parameters

Body structure	Angle adjustable
Aluminum Material	ADC12
Surface Processing	Oil Spraying
Optical Cover	Black/White
Installation	Recessed
Applicable thickness	5-25mm ceiling
Size	69X45X60mm

Customizable

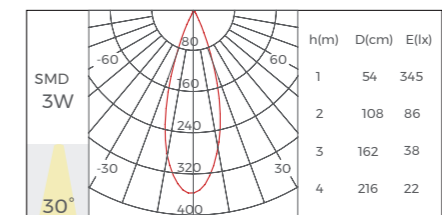
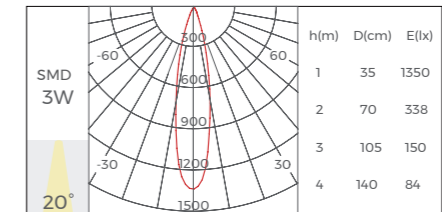
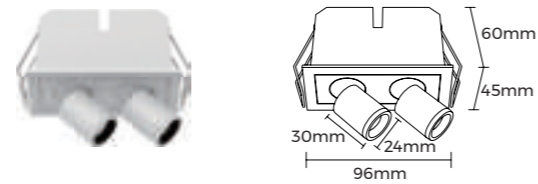


Photo-electric Parameters

Light Source	SMD		
Input voltage	220-240VAC		
Current	700mA		
power	3W		
CRI	Ra>90		
CCT	3000K	3500K	4000K
Luminous Flux (lm)	170/170	180/180	190/190
Light efficiency(lm/w)	57/57	60/60	63/63
Beam Angle	20°/30°	20°/30°	20°/30°

GLE-ME35S02



Basic Parameters

Body structure	Angle adjustable
Aluminum Material	ADC12
Surface Processing	Oil Spraying
Optical Cover	Black/White
Installation	Recessed
Applicable thickness	5-25mm ceiling
Size	96×45×60mm

Customizable

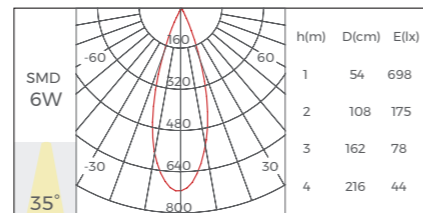
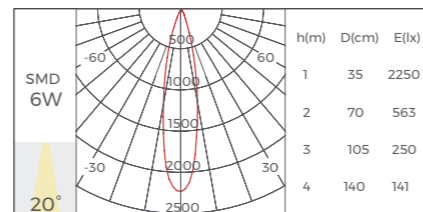

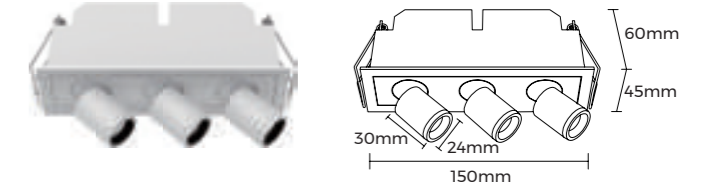


Photo-electric Parameters

Light Source	SMD		
Input voltage	220-240VAC		
Current	700mA		
power	6W		
CRI	Ra>90		
CCT	3000K	3500K	4000K
Luminous Flux (lm)	400/380	410/390	420/400
Light efficiency(lm/w)	67/63	68/65	70/67
Beam Angle	20°/30°	20°/30°	20°/30°

GLE-ME35S03



Basic Parameters

Body structure	Angle adjustable
Aluminum Material	ADC12
Surface Processing	Oil Spraying
Optical Cover	Black/White
Installation	Recessed
Applicable thickness	5-25mm ceiling
Size	150×45×60mm

Customizable

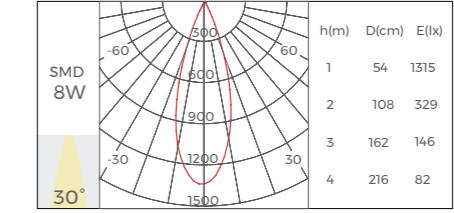
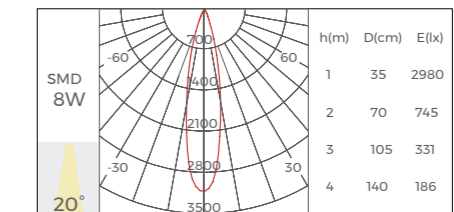

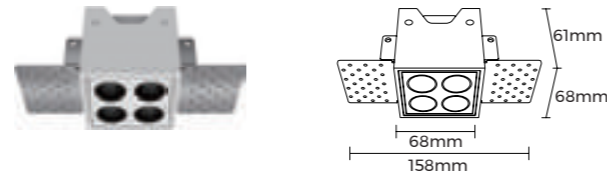



Photo-electric Parameters

Light Source	SMD		
Input voltage	220-240VAC		
Current	700mA		
power	8W		
CRI	Ra>90		
CCT	3000K	3500K	4000K
Luminous Flux (lm)	570/550	590/570	600/580
Light efficiency(lm/w)	71/69	73/71	75/73
Beam Angle	20°/30°	20°/30°	20°/30°

GLE-MR35G04



Basic Parameters

Body structure	Angle adjustable
Aluminum Material	ADC12
Surface Processing	Oil Spraying
Optical Cover	Black/White
Installation	Trimless Pre-recessed
Applicable thickness	5-25mm ceiling
Size	158X68X68mm

Customizable

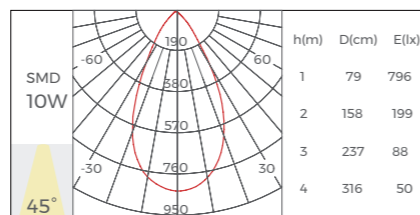
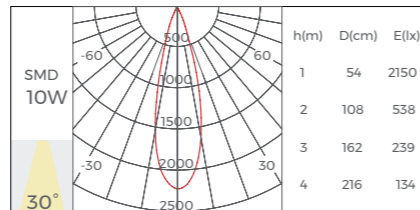

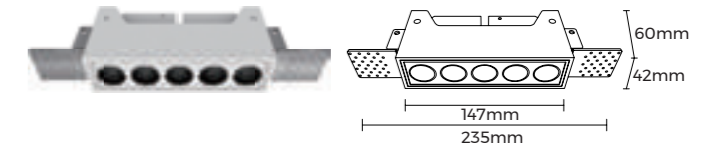


Photo-electric Parameters

Light Source	SMD		
Input voltage	220-240VAC		
Current	700mA		
power	10W		
CRI	Ra>90		
CCT	3000K	3500K	4000K
Luminous Flux (lm)	640/520	660/530	680/540
Light efficiency(lm/w)	64/52	66/53	68/54
Beam Angle	30°/45°	30°/45°	30°/45°

GLE-MR35G05



Basic Parameters

Body structure	Angle adjustable
Aluminum Material	ADC12
Surface Processing	Oil Spraying
Optical Cover	Black/White
Installation	Trimless Pre-recessed
Applicable thickness	5-25mm ceiling
Size	237X42X65mm

Customizable

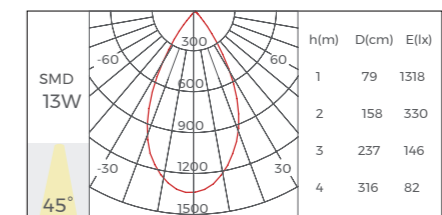
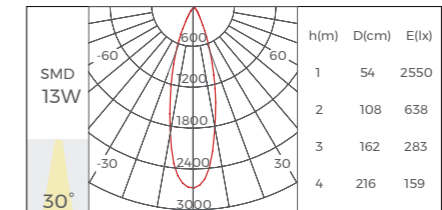
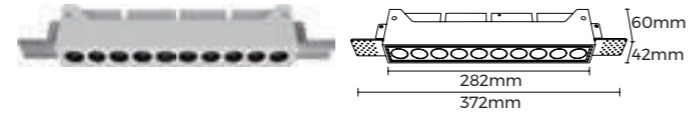


Photo-electric Parameters

Light Source	SMD		
Input voltage	220-240VAC		
Current	700mA		
power	13W		
CRI	Ra>90		
CCT	3000K	3500K	4000K
Luminous Flux (lm)	760/660	780L/680	800/700
Light efficiency(lm/w)	58/51	60/52	62/5
Beam Angle	30°/45°	30°/45°	30°/45°

GLE-MR35G10



Basic Parameters

Body structure	Angle adjustable
Aluminum Material	ADC12
Surface Processing	Oil Spraying
Optical Cover	Black/White
Installation	Trimless Pre-recessed
Applicable thickness	5-25mm ceiling
Size	372×42×65mm

Customizable

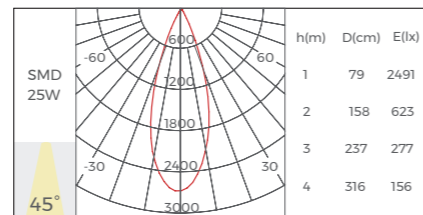
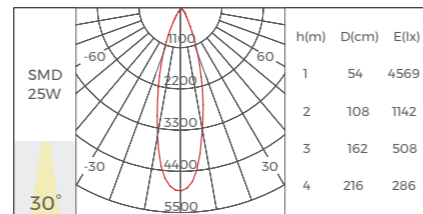

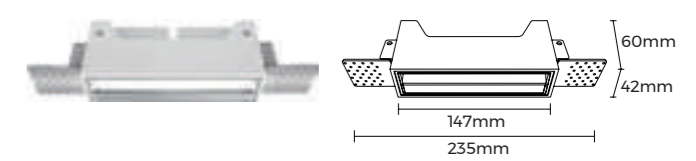


Photo-electric Parameters

Light Source	SMD		
Input voltage	220-240VAC		
Current	700mA		
power	25W		
CRI	Ra>90		
CCT	3000K	3500K	4000K
Luminous Flux (lm)	1550/1400	1600/1400	1640/1470
Light efficiency(lm/w)	62/56	64/58	66/59
Beam Angle	30°/45°	30°/45°	30°/45°

GLE-MR35W15



Basic Parameters

Body structure	Direct
Aluminum Material	ADC12
Surface Processing	Oil Spraying
Optical Cover	Black/White
Installation	Trimless Pre-recessed
Applicable thickness	5-25mm ceiling
Size	235×42×60mm

Customizable

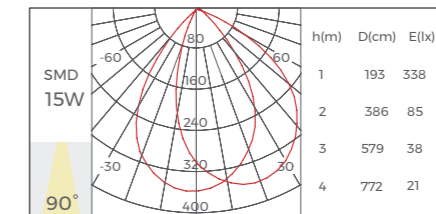
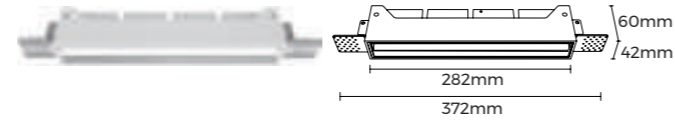


Photo-electric Parameters

Light Source	SMD		
Input voltage	220-240VAC		
Current	700mA		
power	15W		
CRI	Ra>90		
CCT	3000K	3500K	4000K
Luminous Flux (lm)	700	710	730
Light efficiency(lm/w)	63/55	65/57	67/58
Beam Angle	90°	90°	90°

GLE-MR35W24



Basic Parameters

Body structure	Direct
Aluminum Material	ADC12
Surface Processing	Oil Spraying
Optical Cover	Black/White
Installation	Trimless Pre-recessed
Applicable thickness	5-25mm ceiling
Size	372×42×60mm

Customizable

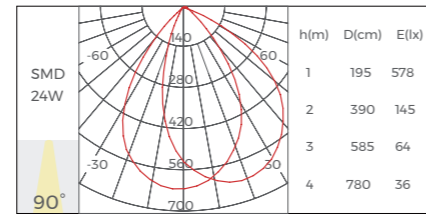
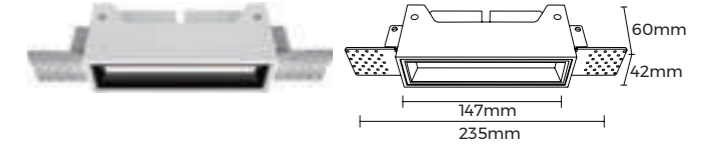



Photo-electric Parameters

Light Source	SMD		
Input voltage	220-240VAC		
Current	700mA		
power	24W		
CRI	Ra>90		
CCT	3000K	3500K	4000K
Luminous Flux (lm)	1280	1320	1350
Light efficiency(lm/w)	53	55	56
Beam Angle	90°	90°	90°

GLE-MR35D15



Basic Parameters

Body structure	Direct
Aluminum Material	ADC12
Surface Processing	Oil Spraying
Optical Cover	Black/White
Installation	Trimless Pre-recessed
Applicable thickness	5-25mm ceiling
Size	237×42×65mm

Customizable

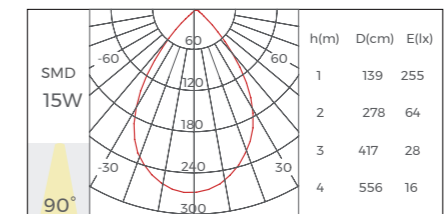
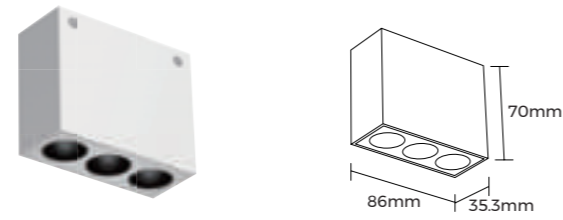


Photo-electric Parameters

Light Source	SMD		
Input voltage	220-240VAC		
Current	700mA		
power	15W		
CRI	Ra>90		
CCT	3000K	3500K	4000K
Luminous Flux (lm)	430	440	450
Light efficiency(lm/w)	29	29	30
Beam Angle	80°	80°	80°

GLE-MM35G03



Basic Parameters

Body structure	Direct
Aluminum Material	ADC12
Surface Processing	Oil Spraying
Optical Cover	Black/White
Installation	Surface mounted
Size	86×35.3×70mm

Customizable

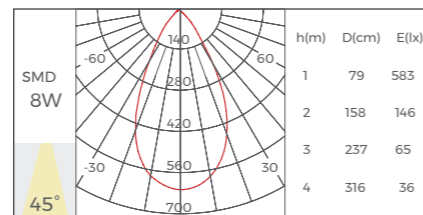
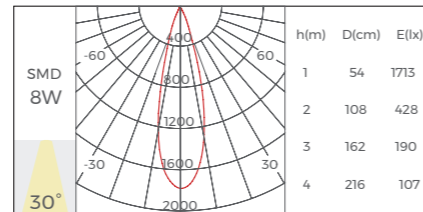
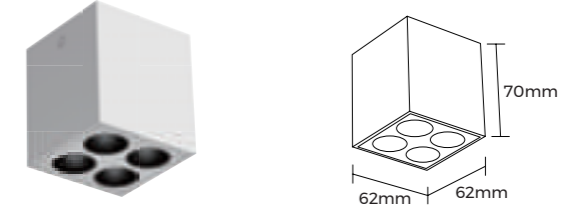
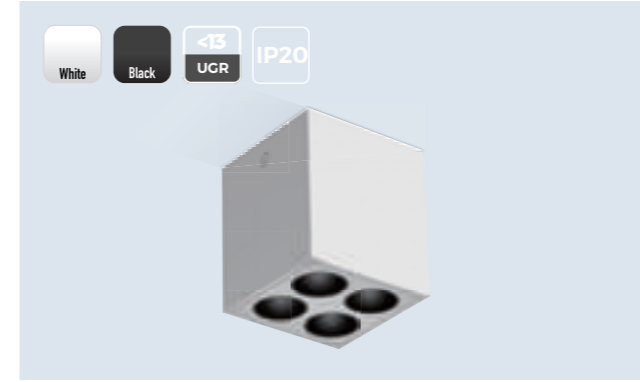


Photo-electric Parameters

Light Source	SMD		
Input voltage	220-240VAC		
Current	700mA		
power	8W		
CRI	Ra>90		
CCT	3000K	3500K	4000K
Luminous Flux (lm)	460/370	470/380	480/390
Light efficiency(lm/w)	58/46	59/48	60/49
Beam Angle	30°/45°	30°/45°	30°/45°

GLE-MM35G04



Basic Parameters

Body structure	Direct
Aluminum Material	ADC12
Surface Processing	Oil Spraying
Optical Cover	Black/White
Installation	Surface mounted
Size	61×61×70mm

Customizable

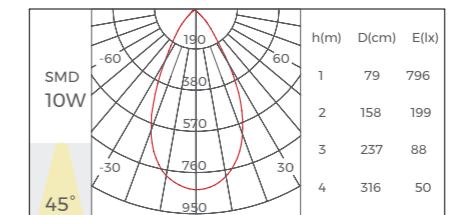
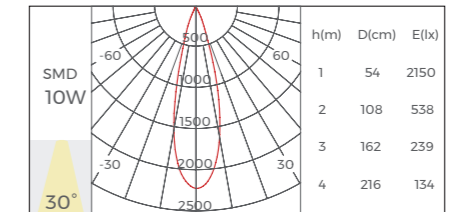

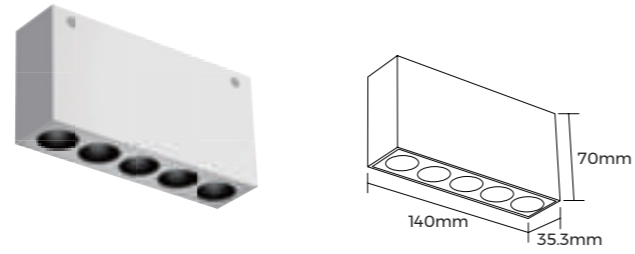
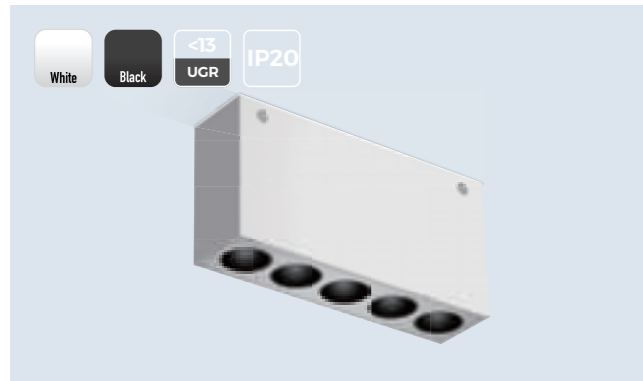


Photo-electric Parameters

Light Source	SMD		
Input voltage	220-240VAC		
Current	700mA		
power	10W		
CRI	Ra>90		
CCT	3000K	3500K	4000K
Luminous Flux (lm)	640/520	660/530	680/540
Light efficiency(lm/w)	64/52	66/53	68/54
Beam Angle	30°/45°	30°/45°	30°/45°

GLE-MM35G05



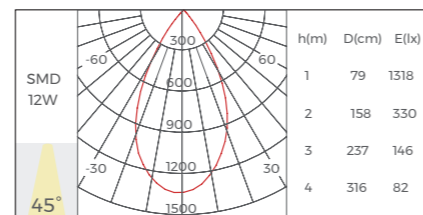
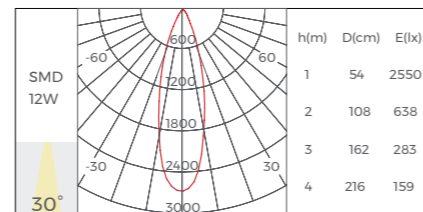

Basic Parameters

Body structure	Direct
Aluminum Material	ADC12
Surface Processing	Oil Spraying
Optical Cover	Black/White
Installation	Surface mounted
Size	140×35.3×70mm

Photo-electric Parameters


Light Source	SMD		
Input voltage	220-240VAC		
Current	700mA		
power	12W		
CRI	Ra>90		
CCT	3000K	3500K	4000K
Luminous Flux (lm)	760/660	780/680	800/700
Light efficiency(lm/w)	58/51	60/52	62/54
Beam Angle	30°/45°	30°/45°	30°/45°

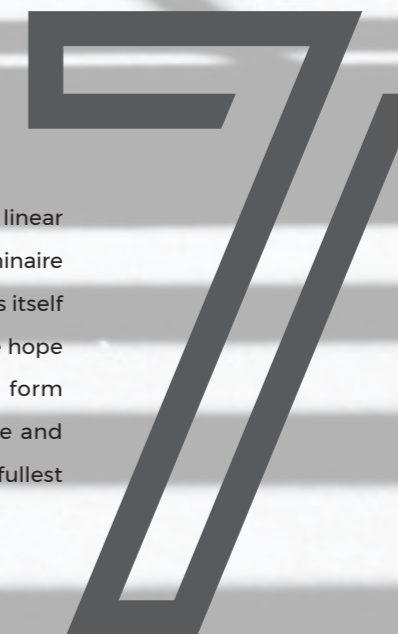
Customizable





Profile


 **COLORS** Profile, premised on flexible linear light source that supports splicing, highlights luminaire structure and optical performance. It distinguishes itself to be an important interior design element, in the hope that linear lights in space can shuttle freely to form creative styling, satisfying both lighting purpose and interior decoration, exuding linear charm to the fullest in space.



Product Series

ALS

ALS Series, min. to 5mm in width, is designed for linear lights to perfectly fit into architectural settings such as plastered line, skirting board, corner, wall edge and floor etc. to achieve integrated lighting, full light look but in small profile.



ALS ECO

ALS ECO, of 16/ 25mm mainstream width, is based on ALS Series to get upgrade on process to be more cost-effective. It can be recessed in micro scenes and corners to be profile-less full light look.



LLS ECO


LLS ECO, of 33-94mm width, supports down/ up&down lighting, pendant, recessed and ceiling installation. It can be cut, spliced and cornered in arbitrary length to form all kinds of creative styles, great flexibility in application.



LLS-C

LLS-C, of 35/ 55mm luminous surface, is available in 320-3000mm diameters and 45° / 90° radians. It can be spliced with 20m/ roll flexible diffuser and twisted 90°/ 180° to form creative 3D styling.


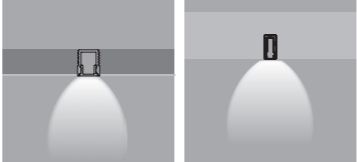

























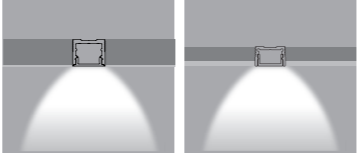







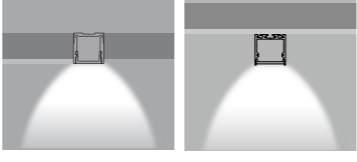
















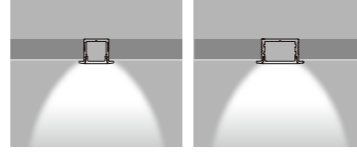












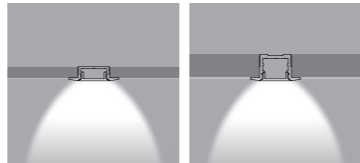







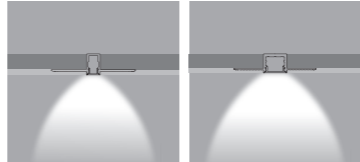







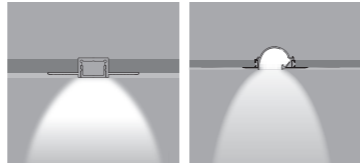







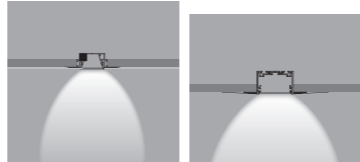











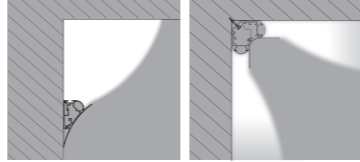







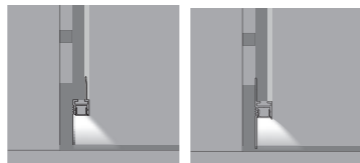






ALS

ALS Series, min. to 5mm in width, is designed for linear lights to perfectly fit into architectural settings such as plastered line, skirting board, corner, wall edge and floor etc. to achieve integrated lighting, full light look but in small profile.


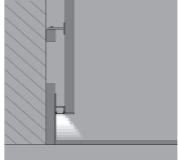



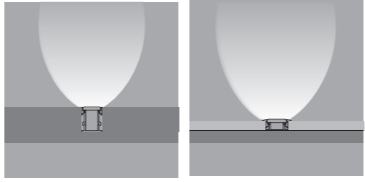















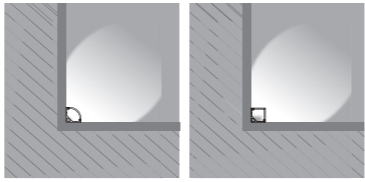







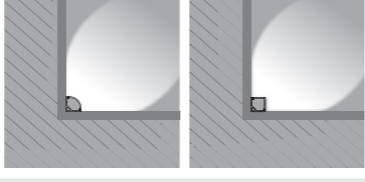







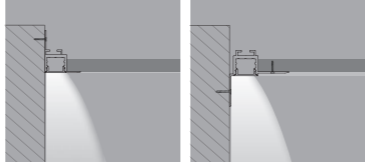






Product List







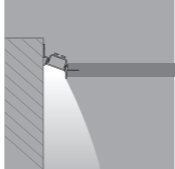


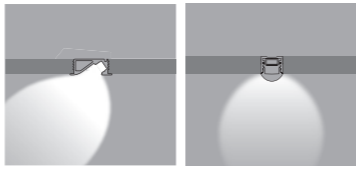



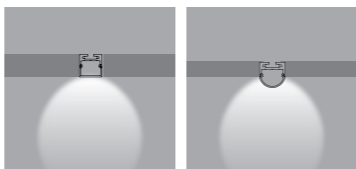


Model	Drawing	Lighting distribution	Size LxWxH(mm)	Installation	Coating	Light source
Basic						
LS0510			2500x5x10			NPS0409
LS0709			2500x7.6x9			D6140-24V-4mm
LS0812			2500x7.8x12			D6140-24V-4mm
LS1010 			2500*10*10			D6140-24V-8mm
LS1510 			2500*15*10			D6140-24V-8mm
LS1607			2500x16x7			D6280-24V-8mm
LS1613			2500x16x13			D6140-24V-8mm
LS2013			2500x20x13			D6280-24V-10mm
LS2020			2500x20x20			D6280-24V-10mm
LS3535			2500x35x35			D8280-24V-20mm
LS5050			2500x50x50			D8280-24V-34mm
LE1212			2500x12x12			D6140-24V-8mm
LE1410 			2500*14*10			D6140-24V-8mm
LE1910 			2500*19*15			D6140-24V-8mm

Product List

Model	Drawing	Lighting distribution	Size LxWxH(mm)	Installation	Coating	Light source
LE2507			2500x25x7			D6280-24V-8mm
LE2513			2500x25x13			D6140-24V-8mm
Basic						
LR0812			2500x47.8x12			D6140-24V-4mm
LR1613			2500x56x13			D6140-24V-8mm
LR2013			2500x60x13			D6280-24V-10mm
LR3735			2500x99x35			D8168-24V-10mm
LR3924			2500x85x24			D8280-24V-20mm
LR5535(A)			2500x95x35			D8280-24V-34mm
LR5535(B)			2500x93x35			D8280-24V-34mm
Gypsum line lighting						
LG7043			2500x43x70			D6140-24V-8mm
LG7070			2500x70x70			D6140-24V-8mm
Skirt line lighting						
SK6013(A)			2500x13.2x60			D6140-24V-8mm
SK6013(B)			2500x13.2x60			D6140-24V-8mm

Product List

Model	Drawing	Lighting distribution	Size LxWxH(mm)	Installation	Coating	Light source
SK10032			2500x31.7x99.5			D6140-24V-8mm
Floor lighting						
LS2126			2500x21.4x27			D6140-24V-8mm
LE2711			2500x27.1x11			D8168-24V-10mm
Corner lighting						
LG2323			2500x40.3x24.3			D6140-24V-4mm
LG2727			2500x44.9x22.2			D6140-24V-4mm
LG1616C			2500x16x16			D6140-24V-8mm
LG1616K			2500x16x16			D6140-24V-8mm
Corner lighting						
LG3030C			2500x30x30			D6280-24V-10mm
LG3030K			2500x30x30			D6280-24V-10mm
Edge lighting						
LE1616			2500x38.4x36.5			D6140-24V-8mm
LR1616			2500x26x30.5			D6140-24V-8mm

Model	Drawing	Lighting distribution	Size LxWxH(mm)	Installation	Coating	Light source
LR3840(A)			2500x64.5x60			D6280-24V-8mm
LR3840(B)			2500x73.3x40			D6280-24V-8mm
LR3943			2500x59x58			D8280-24V-20mm
Vario lighting						
LE2409			2500x23.8x8.8			D6140-24V-4mm
LS1612L			2500x16x12			D6140-12V-8mm
LS1911K			2500x19.7x19.7			D6280-24V-10mm
LS1911C			2500x19.7x19.6			D6280-24V-10mm


Light Source

* All ErP information are reference to commission regulation(EU) 2019/ 2020
 * ErP level may be different according to the CCT and CRI, the specific ErP level shall be subject to the specifications

Model	Drawing	LEDs/ m(pcs)	LEDs/ cut	Entry Cable	Input Voltage(V)	Max.W/ m	Typ.W/ m	ErP*	LM/ m(4000K)	CRI	CCT/ Color	Size	Package	Suitable profile	
Silicone neon strip															
NPS0409		140	7/ 50mm		24	5.8	5	✓	70	>90	2700 K 3000 K 4000 K 6000 K	5000x4x9mm	5M/ Roll	LS0510	
Flexible LED strip															
D6140-24V-4mm		140	7/ 50mm		24	7.2	6.6	✓	710	>90	2700 K 3000 K 4000 K 6000 K	5000x4x1.2mm	5M/ Roll	LS0709 / LS0812 / LE1212 / LE2409 / LR0812 / LG2323 / LG2727	
D6140-24V-8mm		140	7/ 50mm		24	12	6.6	✓	710	>90	2700 K 3000 K 4000 K 6000 K	5000x8x1.2mm	5M/ Roll	LS1613 / LE2513 / LG1616C / LG1616K / LS1612L / LG7070 / LG7043 / LS2126 / SK10032 / SK6013(A)/ SK6013(B)/ LR1613/ LE1616 / LR1616 / LS1612L/ LS1010/ LE1410/ LE1510/ LE1910	
D6280-24V-8mm		280	7/ 25mm		24	16.5	15	✓	1650	>90	2700 K 3000 K 4000 K 6000 K	5000x8x1.3mm	5M/ Roll	LS1607 / LE2507 / LR3840(A)/ LR3840(B)	
D6280-24V-10mm		280	14/ 50mm		24	16.2	15	✓	1508	>90	2700 K 3000 K 4000 K 6000 K	5000x10x1.2mm	5M/ Roll	LS1911K / LS1911C / LG3030C / LG3030K / LR2013 / LS2013 / LS2020	
D8168-24V-10mm		168	7/ 42mm		24	17.3	16.2	✓	1860	>90	1900 K 2300 K 2700 K 3000 K 3500 K 4000 K 5000 K 6000 K	5000x10x1.6mm	5M/ Roll	LE2711 / LR3735	
D8280-24V-20mm		280	14/ 50mm		24	22	20	✓	2700 2300	>80 >95	1900 K 2300 K 2700 K 3000 K 3500 K 4000 K 5000 K 6000 K	2500x20x1.5mm	2.5M/ Roll	LR3924/ LR3943/ LS3535	
D8280-24V-34mm		280	14/ 50mm		24	27.5	25	✓	3250 2750	>80 >95	1900 K 2300 K 2700 K 3000 K 3500 K 4000 K 5000 K 6000 K	2500x34x1.5mm	2.5M/ Roll	LR5535(A) / LR5535(B)/ LS5050	
D8560SWW-24V-34mm		560	28/ 50mm		24	27.5	25X2	✓	2740	>80	2700 K 6000 K	2500x34x1.5mm	2.5M/ Roll	LR5535(A) / LR5535(B)/ LS5050	
DY8280-24V-36mm		280	14/ 50mm		24	27.5	25	✓	3250 2750	>80 >95	1900 K 2300 K 2700 K 3000 K 3500 K 4000 K 5000 K 6000 K	499x36x5.6mm	20pcs/ Box	LR5535(A)/ LR5535(B)	
DY8560SWW-24V-36mm		560	28/ 50mm		24	27.5	25X2	✓	2740	>80	2700 K 6000 K	499x36x5.6mm	20pcs/ Box	LR5535(A)/ LR5535(B)	



It can be used for varies scenes like ceiling & wall, creating a fashionable and novel space decoration lighting effects.



LS0510



Profile

ProfileX1 L2500XW5XH10mm

Light Source

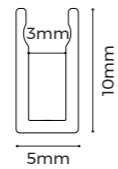
Silicone neon strip

Model	CRI	Lumens①	Voltage	Typ.power	Size	LEDs/meter	Cutting unit
NPS0409	>90	70LM/m	24V	5W/m	5000x4x9mm	140LEDs	50mm/7LEDs

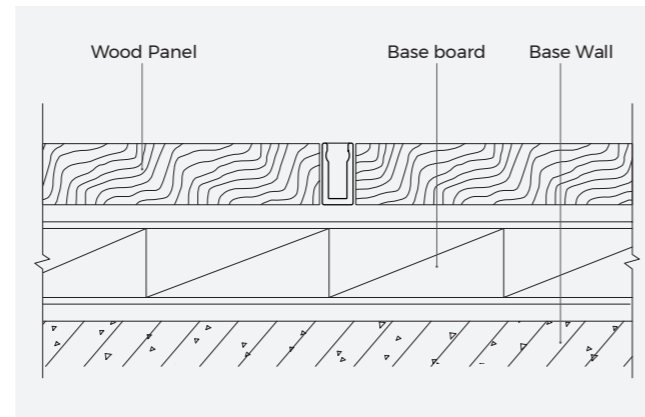


Basic Parameters

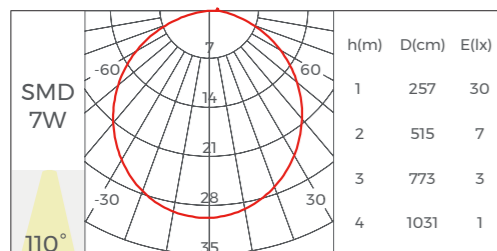
Installation	Trimless recessed
Material	AL6063-T5, spraying surface
Coating	Silver anodized
Application	Indoor
IP grade	IP20
Warranty	5 years
Certification	Rohs, Reach



Structure image



Effect image



LS0709

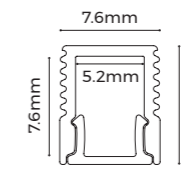


Basic Parameters

Installation	Ceiling, Trimless recessed
Material	AL6063-T5, spraying surface/ anodizing
Coating	Silver anodized, Black, White
Application	Indoor
IP grade	IP20
Warranty	5 years
Certification	Rohs, Reach

Profile Components

ProfileX1	L2500XW7.6XH9mm	
DiffuserX1	L2500XW6.4XH3.7mm	
Black DiffuserX1	CV-LR0812 L2500XW6.4XH3.7mm	
End capX2	EC-LS0709 L8XW7.6XH9mm	



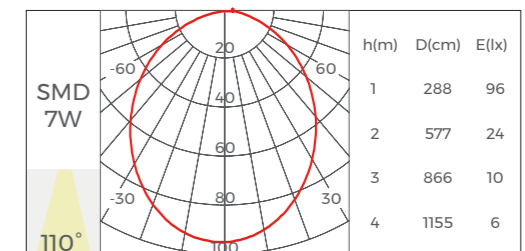
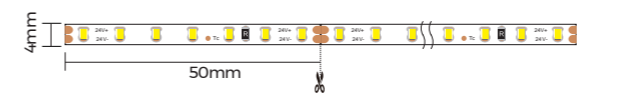
Installation Accessories

Mounting clip	CP-03 L15XW9.7XH4.5mm	
---------------	--------------------------	--

Light Source

Flexible Strip ①

Model	CRI	Lumens②	Voltage	Typ.power	Size	LEDs/meter	Cutting unit
D6140-24V-4mm	>90	710LM/m	24V	6.6W/m	5000X4X1.2mm	140LEDs	7LEDs/50mm



LS0812

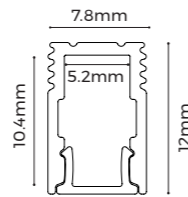


Basic Parameters

Installation	Ceiling, Trimless recessed
Material	AL6063-T5, spraying surface/ anodizing
Coating	Silver anodized, Black, White
Application	Indoor
IP grade	IP20
Warranty	5 years
Certification	Rohs, Reach

Profile Components

ProfileX1	L2500×W7.8×H12mm	
DiffuserX1	L2500×W6.4×H3.7mm	
Black DiffuserX1	CV-LR0812 L2500×W6.4×H3.7mm	
End capX2	EC-LS0812 L8×W7.8×H12mm	
End cap with holeX2	EC-LS0812 L8×W7.8×H12mm	

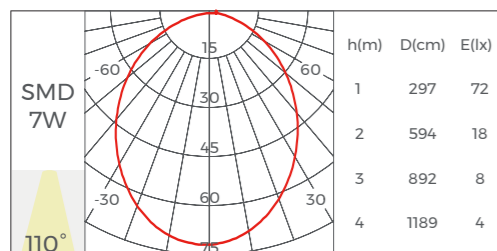
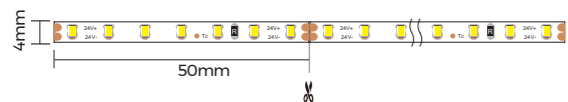


Installation Accessories

Mounting clip	CP-03 L15×W9.7×H4.5mm	
---------------	--------------------------	--

Light Source

Model	CRI	Lumens ②	Voltage	Typ.power	Size	LEDs/meter	Cutting unit
D6140-24V-4mm	>90	710LM/m	24V	6.6W/m	5000×4×1.2mm	140LEDs	7LEDs/50mm



LS1010

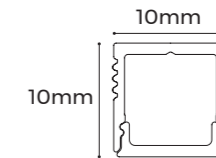


Basic Parameters

Installation	Ceiling, Trimless recessed
Material	AL6063-T5, spraying surface/ anodizing
Coating	Silver anodized, Black, White
Application	Indoor
IP grade	IP20
Warranty	5 years
Certification	Rohs, Reach

Profile Components

ProfileX1	L2500×W7.8×H12mm	
DiffuserX1	L2500×W9.43×H3.06mm	
Black DiffuserX1	CV-LS1010 L2500×W9.43×H3.06mm	
End capX2	EC-LS1010 L10×W10×H8mm	
End cap with holeX2	EC-LS1010 L10×W10×H8mm	

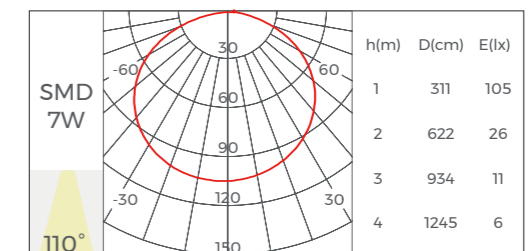
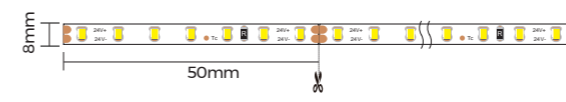


Installation Accessories

Mounting clip	CP-36 L12×W15×H4.5mm	
---------------	-------------------------	--

Light Source

Model	CRI	Lumens ②	Voltage	Typ.power	Size	LEDs/meter	Cutting unit
D6140-24V-8mm	>90	710LM/m	24V	6.6W/m	5000×4×1.2mm	140LEDs	7LEDs/50mm



LS1510



Basic Parameters

Installation	Ceiling, Trimless recessed
Material	AL6063-T5, spraying surface/ anodizing
Coating	Silver anodized, Black, White
Application	Indoor
IP grade	IP20
Warranty	5 years
Certification	Rohs, Reach

Profile Components

ProfileX1	L2500×W7.8×H12mm	
DiffuserX1	L2500×W6.4×H3.7mm	
Black DiffuserX1	CV-LS1510 L2500×W14.43×H3mm	
End capX2	EC-LS1510 L15×W10×H8mm	
End cap with holeX2	EC-LS1510 L15×W10×H8mm	

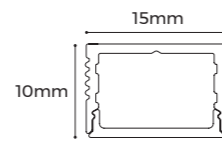
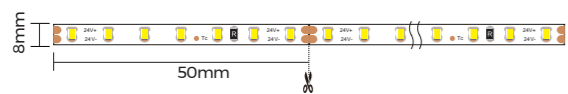
Installation Accessories

Mounting clip	CP-37 L7×W15×H4.5mm	
---------------	------------------------	--

Light Source

Flexible Strip ①

Model	CRI	Lumens ②	Voltage	Typ.power	Size	LEDs/meter	Cutting unit
D6140-24V-8mm	>90	710LM/m	24V	6.6W/m	5000×4×1.2mm	140LEDs	7LEDs/50mm



LS1607



Basic Parameters

Installation	Ceiling, Trimless recessed
Material	AL6063-T5, spraying surface/ anodizing
Coating	Silver anodized, Black, White
Application	Indoor
IP grade	IP20
Warranty	5 years
Certification	Rohs, Reach

Profile Components

ProfileX1	L2500×W16×H7mm	
DiffuserX1	L2500×W14.7×H4.5mm	
Microprism DiffuserX1	CV-LR1613 L2500×W14.7×H4.3mm	
Black Microprism DiffuserX1	CV-LR1613 L2500×W14.7×H4.3mm	
End capX2	EC-LS1607 L6×W16×H7mm	
End cap with holeX2	EC-LS1607 L6×W16×H7mm	

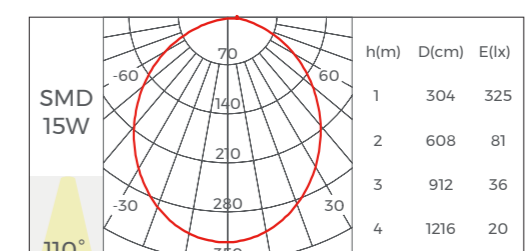
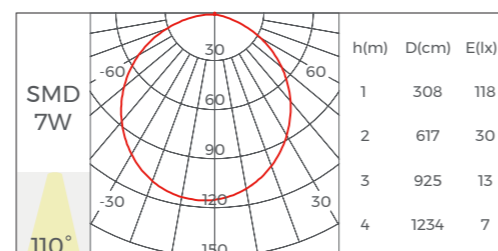
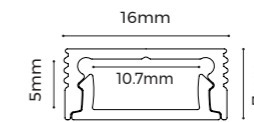
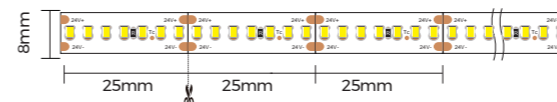
Installation Accessories

Mounting clip	CP-04 17.8×15×4.5mm	
0-180° adjustable mounting clip	CP-06 35×17.7×21.4mm	

Light Source

Flexible Strip ①

Model	CRI	Lumens ②	Voltage	Typ.power	Size	LEDs/meter	Cutting unit
D6280-24V-8mm	>90	1650LM/m	24V	15W/m	5000×8×1.3mm	280LEDs	7LEDs/25mm



LS1613



Basic Parameters

Installation	Ceiling, Trimless recessed
Material	AL6063-T5, spraying surface/ anodizing
Coating	Silver anodized, Black, White
Application	Indoor
IP grade	IP20
Warranty	5 years
Certification	Rohs, Reach

Profile Components

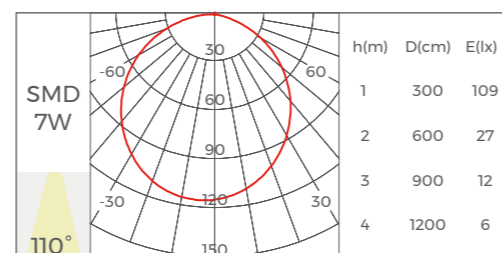
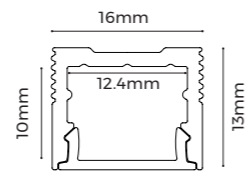
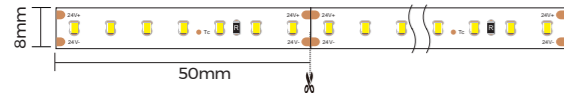
ProfileX1	L2500×W16×H13mm	
DiffuserX1	L2500×W14.7×H4.5mm	
Microprism DiffuserX1	L2500×W14.7×H4.3mm	
Black Microprism DiffuserX1	CV-LR1613 L2500×W14.7×H4.3mm	
End capX2	EC-LS1613 L7×W16×H13mm	
End cap with holeX2	EC-LS1613 L7×W16×H13mm	

Installation Accessories

Mounting clip	CP-04 17.8×15×4.5mm	
0-180° adjustable mounting clip	CP-06 35×17.7×21.4mm	

Light Source

Model	CRI	Lumens ^②	Voltage	Typ.power	Size	LEDs/meter	Cutting unit
D6140-24V-8mm	>90	710LM/m	24V	6.6W/m	5000×8×12mm	140LEDs	7LEDs/50mm



LS2013



Basic Parameters

Material	AL6063-T5, spraying surface/ anodizing
Coating	Silver anodized, Black, White
Application	Indoor
Installation	Ceiling, Trimless recessed
IP grade	IP20
Certification	Rohs, Reach
Warranty	5 years

Profile Components

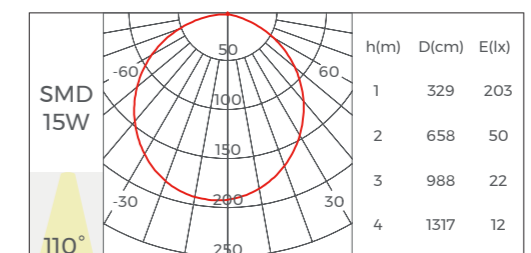
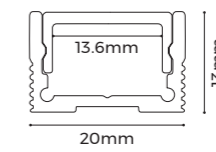
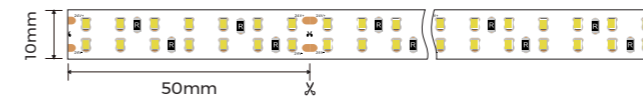
ProfileX1	L2500×W20×H13mm	
DiffuserX1	L2500×W16.7×H7.8mm	
Microprism DiffuserX1	CV-LR2013 L2500×W16.7×H7.8mm	
Black Microprism DiffuserX1	CV-LR2013 L2500×W16.7×H7.8mm	
End capX2	EC-LS2013 L20×W13×H4.5mm	
End cap with holeX2	EC-LS2013 L20×W13×H4.5mm	

Installation Accessories

Mounting clip	CP-08 21.8×12×6.4mm	
---------------	------------------------	--

Light Source

Model	CRI	Lumens ^②	Voltage	Typ.power	Size	LEDs/meter	Cutting unit
D6280-24V-10mm	>90	1508LM/M	24V	15W/M	5000x10x1.2mm	280LEDs	50mm/14LEDs

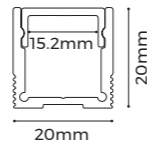


LS2020



Basic Parameters

Installation	Ceiling, Trimless recessed
Material	AL6063-T5, spraying surface/ anodizing
Coating	Silver anodized, Black, White
Application	Indoor
IP grade	IP20
Warranty	5 years
Certification	Rohs, Reach



Profile Components

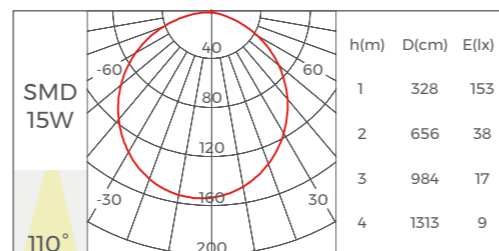
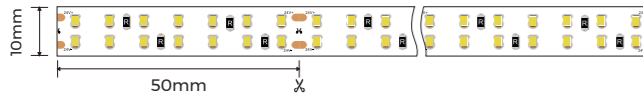
ProfileX1	L2500xW20xH20mm	
DiffuserX1	L2500xW16.7xH7.8mm	
Microprism DiffuserX1	CV-LR2013 L2500xW16.7xH7.8mm	
Black Microprism DiffuserX1	CV-LR2013 L2500xW16.7xH7.8mm	
End capX2	EC-LS2020 L20xW20xH4.5mm	
End cap with holeX2	EC-LS2020 L20xW20xH4.5mm	

Installation Accessories

Mounting clip	CP-08 21.8x12x6.4mm	
---------------	------------------------	--

Light Source

Model	CRI	Lumens ^②	Voltage	Typ.power	Size	LEDs/ meter	Cutting unit
D6280-24V-10mm	>90	1508LM/M	24V	15W/M	5000x10x1.2mm	280LEDs	50mm/ 14LEDs

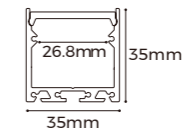


LS3535



Basic Parameters

Installation	Pendant, Ceiling, Trimless recessed
Material	AL6063-T5, spraying surface/ anodizing
Coating	Silver anodized, Black, White
Application	Indoor
IP grade	IP20
Warranty	5 years
Certification	Rohs, Reach



Profile Components

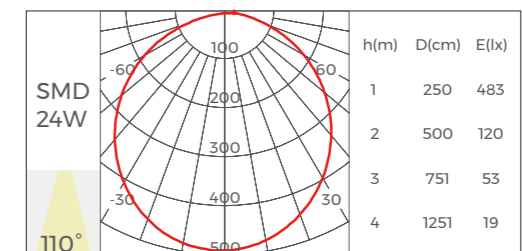
ProfileX1	L2500xW35xH35mm	
DiffuserX1	L2500xW32.8xH5.1mm	
End capX2	EC-LS3535 L35xW35xH9mm	

Installation Accessories

Mounting clip	CP-15 L24.6xW20xH6.2mm	
Pendant Cable (with junction box)	PY-D	
Pendant Cable	PN-D	
Splicing Bar	EX-09 L1000xW13.32xH2.65mm	

Light Source

Model	CRI	Lumens ^②	Voltage	Typ.power	Size	LEDs/ meter	Cutting unit
D8280-24V-20mm	>80 >95	2700LM/M 2300LM/M	24V	20W/M	2500x20x1.5mm	280LEDs	50mm/ 14LEDs



LS5050

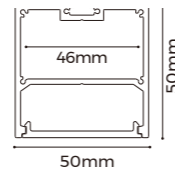


Basic Parameters

Installation	Pendant
Material	AL6063-T5, spraying surface/ anodizing
Coating	Silver anodized, Black, White
Application	Indoor
IP grade	IP20
Warranty	5 years
Certification	Rohs, Reach

Profile Components

ProfileX1	L2500×W50×H50mm	
DiffuserX1	L2500×W44.7×H6.1mm	
End capX2	EC-LS5050(N) L50×W50×H12mm	

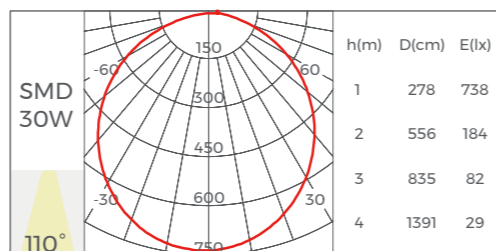
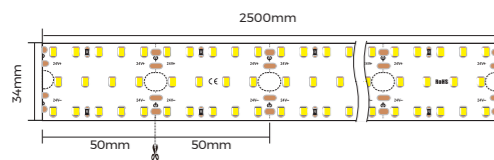


Installation Accessories

Pendant Cable (with junction box)	PY-D	
Pendant Cable	PN-D	
Pendant Rod	PG-I	
Splicing Bar	EX-II L400×W45.8×H21.7mm	

Lighting Source

Model	CRI	Lumens ^②	Voltage	Typ.power	Size	LEDs/meter	Cutting unit
D8280-24V-34mm	>80 >95	3250LM/m 2760LM/m	24V	25W/m	2500×34×1.5mm	280LEDs	14LEDs/50mm



LE1212

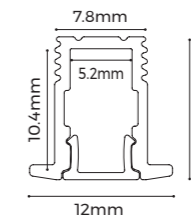


Basic Parameters

Installation	Recessed
Material	AL6063-T5, spraying surface/ anodizing
Coating	Silver anodized, Black, White
Application	Indoor
IP grade	IP20
Warranty	5 years
Certification	Rohs, Reach

Profile Components

ProfileX1	L2500×W12×H12mm	
DiffuserX1	L2500×W6.4×H3.7mm	
Black DiffuserX1	CV-LR0812 L2500×W6.4×H3.7mm	
End capX2	EC-LE1212 L12×W12×H10mm	
End cap with holeX2	EC-LE1212 L12×W12×H10mm	



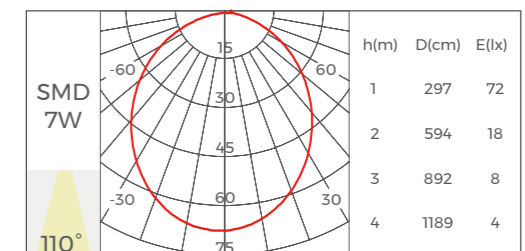
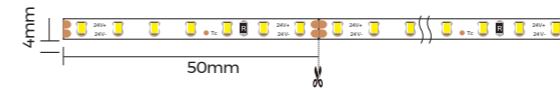
Installation Accessories

Embedded clip	CP-II 25×13×9.5mm	
---------------	----------------------	--

Light Source

Flexible Strip ①

Model	CRI	Lumens ^②	Voltage	Typ.power	Size	LEDs/meter	Cutting unit
D6140-24V-4mm	>90	710LM/m	24V	6.6W/m	5000×4×12mm	140LEDs	7LEDs/50mm

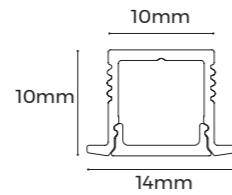


LE1410



Basic Parameters

Installation	Recessed
Material	AL6063-T5, spraying surface/ anodizing
Coating	Silver anodized, Black, White
Application	Indoor
IP grade	IP20
Warranty	5 years
Certification	Rohs, Reach



Profile Components

ProfileX1	L2500xW14xH10mm	
DiffuserX1	L2500xW9.43xH3.06mm	
Black Microprism DiffuserX1	CV-LS1010 L2500xW9.43xH3.06mm	
End capX2	EC-LE1410 L4xW10xH8mm	
End cap with holeX2	EC-LE1410 L4xW10xH8mm	

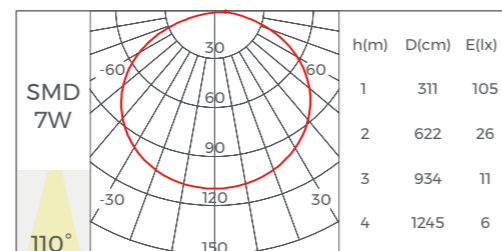
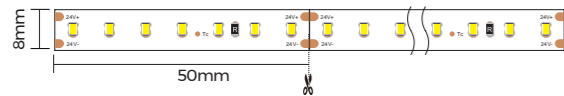
Installation Accessories

Embedded Clips	CP-38 L15.3xW24xH8mm	
----------------	-------------------------	--


Light Source

Flexible Strip ①

Model	CRI	Lumens ②	Voltage	Typ.power	Size	LEDs/meter	Cutting unit
D6140-24V-8mm	>90	710LM/m	24V	6.6W/m	5000x8x1.2mm	140LEDs	7LEDs/50mm

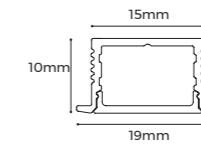


LE1910



Basic Parameters

Installation	Recessed
Material	AL6063-T5, spraying surface/ anodizing
Coating	Silver anodized, Black, White
Application	Indoor
IP grade	IP20
Warranty	5 years
Certification	Rohs, Reach



Profile Components

ProfileX1	L2500xW19xH10mm	
DiffuserX1	L2500xW14.43xH3mm	
Black DiffuserX1	CV-LS1510 L2500xW14.43xH3mm	
End capX2	EC-LE1910 L9xW10xH8mm	
End cap with holeX2	EC-LE1910 L9xW10xH8mm	

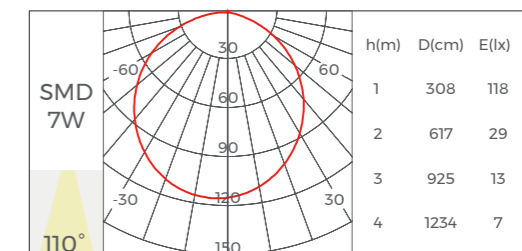
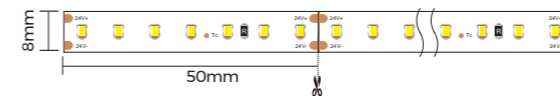
Installation Accessories

Embedded clip	CP-39 L24xW20.79xH8.5mm	
---------------	----------------------------	--

Light Source

Flexible Strip ①

Model	CRI	Lumens ②	Voltage	Typ.power	Size	LEDs/meter	Cutting unit
D6140-24V-8mm	>90	710LM/m	24V	6.6W/m	5000x8x1.2mm	140LEDs	7LEDs/50mm

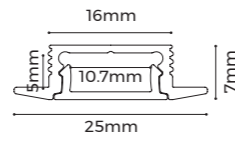


LE2507



Basic Parameters

Installation	Recessed
Material	AL6063-T5, spraying surface/ anodizing
Coating	Silver anodized, Black, White
Application	Indoor
IP grade	IP20
Warranty	5 years
Certification	Rohs, Reach



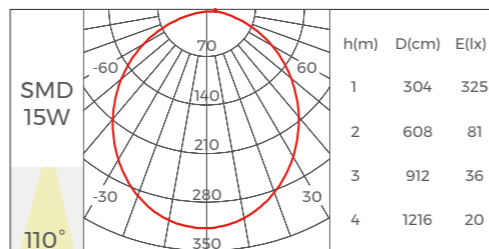
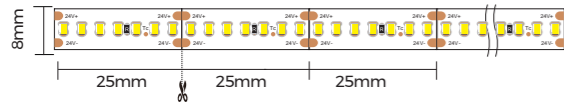
Profile Components

ProfileX1	L2500×W25×H7mm	
DiffuserX1	L2500×W14.6×H4.5mm	
Microprism DiffuserX1	CV-LR1613 L2500×W14.7×H4.3mm	
Black Microprism DiffuserX1	CV-LR1613 L2500×W14.7×H4.3mm	
End capX2	EC-LE2507 L25×W7×H10mm	
End cap with holeX2	EC-LE2507 L25×W7×H10mm	

Light Source

Flexible Strip ①

Model	CRI	Lumens ②	Voltage	Typ.power	Size	LEDs/meter	Cutting unit
D6280-24V-8mm	>90	1650LM/m	24V	15W/m	5000×8×1.3mm	280LEDs	7LEDs/25mm

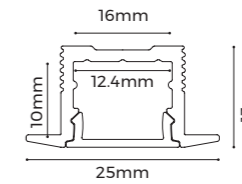


LE2513



Basic Parameters

Installation	Recessed
Material	AL6063-T5, spraying surface/ anodizing
Coating	Silver anodized, Black, White
Application	Indoor
IP grade	IP20
Warranty	5 years
Certification	Rohs, Reach



Profile Components

ProfileX1	L2500×W25×H13mm	
DiffuserX1	L2500×W14.7×H4.5mm	
Microprism DiffuserX1	CV-LR1613 L2500×W14.7×H4.3mm	
Black Microprism DiffuserX1	CV-LR1613 L2500×W14.7×H4.3mm	
End capX2	EC-LE2513 L25×W13×H11mm	
End cap with holeX2	EC-LE2513 L25×W13×H11mm	

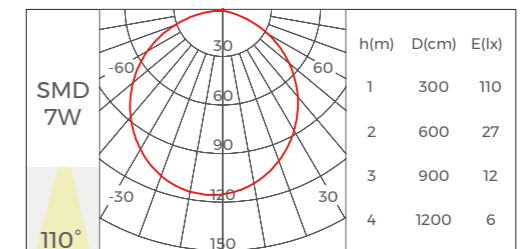
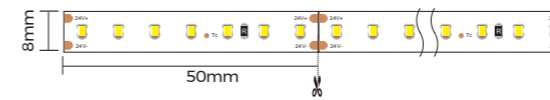
Installation Accessories

Embedded clip	CP-12 25×22×11mm	
---------------	---------------------	--

Light Source

Flexible Strip ①

Model	CRI	Lumens ②	Voltage	Typ.power	Size	LEDs/meter	Cutting unit
D6140-24V-8mm	>90	710LM/m	24V	6.6W/m	5000×8×1.2mm	140LEDs	7LEDs/50mm



LR0812



Basic Parameters

Installation	Trimless recessed
Material	AL6063-T5, spraying surface
Coating	Silver anodized
Application	Indoor
IP grade	IP20
Warranty	5 years
Certification	Rohs, Reach

Profile Components

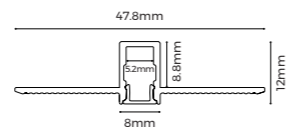
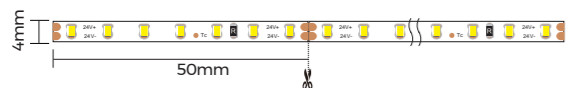
ProfileX1	L2500×W47.8×H12mm	
DiffuserX1	L2500×W6.4×H3.7mm	
Black DiffuserX1	CV-LR0812 L2500×W6.4×H3.7mm	
End capX2	EC-LR0812 L8×W7.8×H12mm	
End cap with holeX2	EC-LR0812 L8×W7.8×H12mm	

Installation Accessories

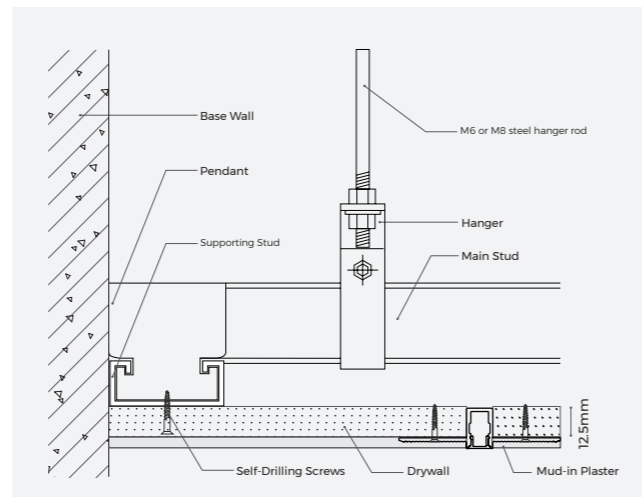
Screw	CL-01 M3.5×40mm	
-------	--------------------	--

Lighting Source

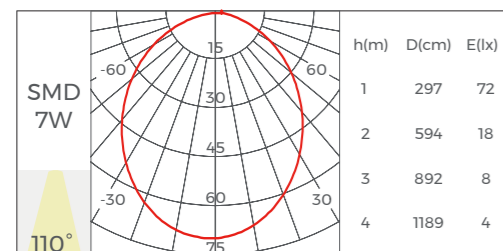
Model	CRI	Lumens ②	Voltage	Typ.power	Size	LEDs/meter	Cutting unit
D6140-24V-4mm	>90	710LM/m	24V	6.6W/m	5000×4×1.2mm	140LEDs	7LEDs/50mm




Structure image



Effect image



LR1613



Basic Parameters

Installation	Trimless recessed
Material	AL6063-T5, spraying surface
Coating	Silver anodized
Application	Indoor
IP grade	IP20
Warranty	5 years
Certification	Rohs, Reach

Profile Components

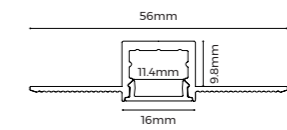
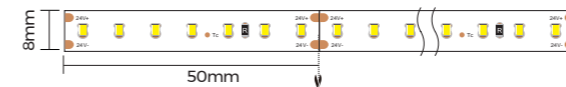
ProfileX1	L2500×W56×H13mm	
DiffuserX1	L2500×W14.7×H4.5mm	
Microprism DiffuserX1	CV-LR1613 L2500×W14.7×H4.3mm	
Black Microprism DiffuserX1	CV-LR1613 L2500×W14.7×H4.3mm	
End capX2	EC-LR1613 L7×W16×H13mm	
End cap with holeX2	EC-LR1613 L7×W16×H13mm	

Installation Accessories

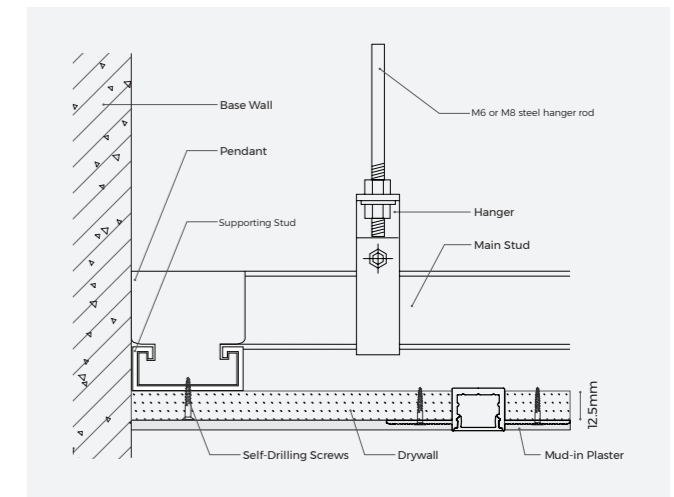
Screw	CL-01 M3.5×40mm	
-------	--------------------	--

Light Source

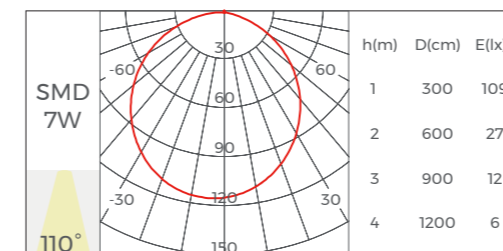
Model	CRI	Lumens ②	Voltage	Typ.power	Size	LEDs/meter	Cutting unit
D6140-24V-8mm	>90	710LM/m	24V	6.6W/m	5000×8×1.2mm	140LEDs	7LEDs/50mm



Structure image



Effect image



LR2013

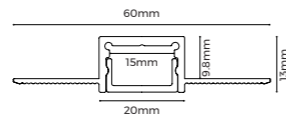


Profile Components	
ProfileX1	L2500XW60XH13mm
DiffuserX1	L2500XW167XH7.8mm
Microprism DiffuserX1	CV-LR2013 L2500XW167XH7.8mm
Black Microprism DiffuserX1	CV-LR2013 L2500XW167XH7.8mm
End capX2	EC-LR2013 L20XW13XH4.5mm
End cap with holeX2	EC-LR2013 L20XW13XH4.5mm

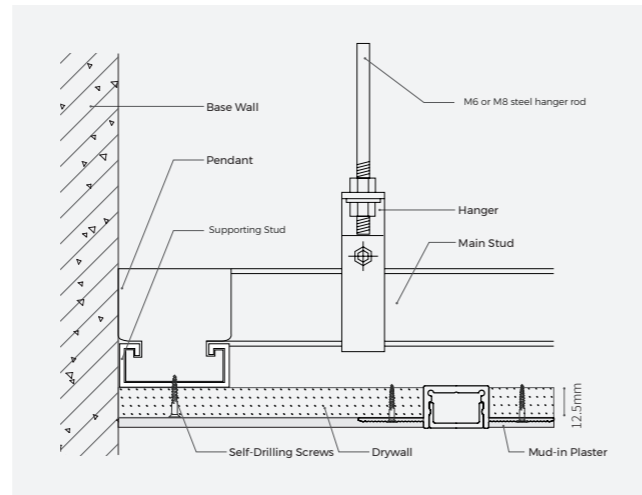
Installation Accessories	
Screw	CL-01 M3.5X40mm

Light Source							
Flexible Strip①							
Model	CRI	Lumens②	Voltage	Typ.power	Size	LEDs/ meter	Cutting unit
D6280-24V-10mm	>90	1508LM/M	24V	15W/M	5000x10x1.2mm	280LEDs	50mm/14LEDs

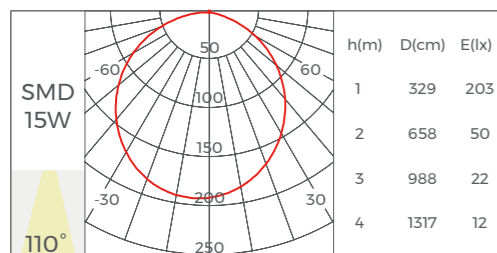
Basic Parameters	
Installation	Trimless recessed
Material	AL6063-T5, spraying surface
Coating	Silver anodized
Application	Indoor
IP grade	IP20
Warranty	5 years
Certification	Rohs, Reach



Structure image



Effect image



LR3735

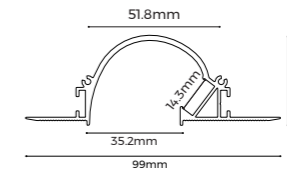


Profile Components	
ProfileX1	L2500XW99XH35mm
End capX2	EC-LR3735 L59.8XW35XH2mm

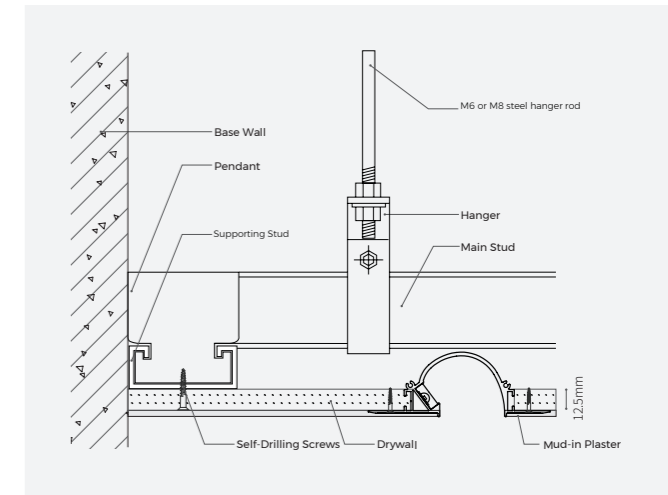
Installation Accessories	
Screw	CL-01 M3.5X40mm

Light Source							
Flexible Strip①							
Model	CRI	Lumens②	Voltage	Typ.power	Size	LEDs/ meter	Cutting unit
D8168-24V-10mm	>90	1860LM/M	24V	16.2W/M	5000x10x1.6mm	168LEDs	42mm/7LEDs

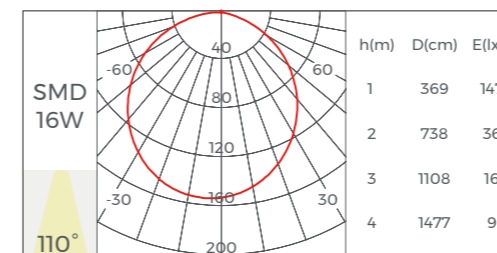
Basic Parameters	
Installation	Trimless recessed
Material	AL6063-T5, spraying surface
Coating	White
Application	Indoor
IP grade	IP20
Warranty	5 years
Certification	Rohs, Reach



Structure image



Effect image

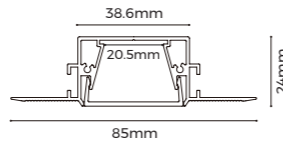


LR3924



Basic Parameters

Installation	Trimless recessed
Material	AL6063-T5, spraying surface
Coating	Silver anodized
Application	Indoor
IP grade	IP20
Warranty	5 years
Certification	Rohs, Reach



Profile Components

ProfileX1	L2500XW85XH24mm	
DiffuserX1	L2500XW34.2XH10.2mm	
End capX2	EC-LR3924 L38.6XW24XH2mm	

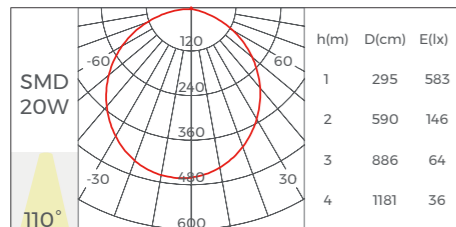
Installation Accessories

Screw	CL-O1 M3.5X40mm	
-------	--------------------	--

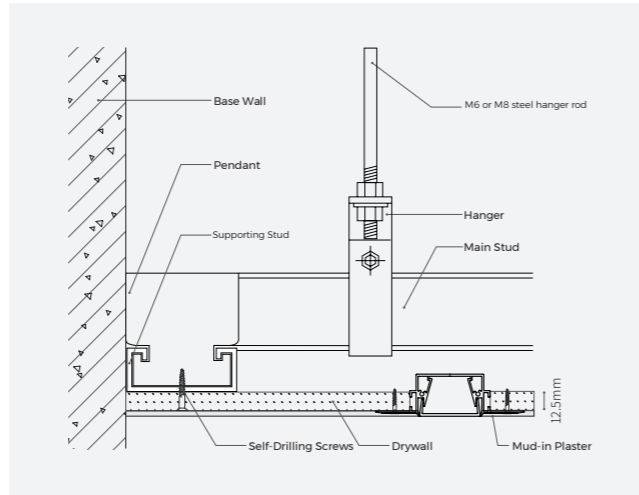
Light Source

Flexible Strip

Model	CRI	Lumens ^②	Voltage	Typ.power	Size	LEDs/meter	Cutting unit
D8280-24V-20mm	>80 >95	2700LM/M 2300LM/M	24V	20W/M	2500x20x15mm	280LEDs	50mm/ 14LEDs



Structure image



Effect image



LR5535(A)



Basic Parameters

Installation	Trimless recessed
Material	AL6063-T5, spraying surface
Coating	Silver anodized
Application	Indoor
IP grade	IP20
Warranty	5 years
Certification	Rohs, Reach

Profile Components

ProfileX1	L2500XW95XH35mm	
DiffuserX1	L2500XW48.8XH5.6mm	
Flexible diffuser	CV-LS5470FD(F) L50000XW48.8XH5.6mm	
Flexible Prismatic diffuser	CV-LS5470FP(F) L50000XW48.8XH5.6mm	
End capX2	EC-LR5535(A) L55XW35XH22mm	

Installation Accessories

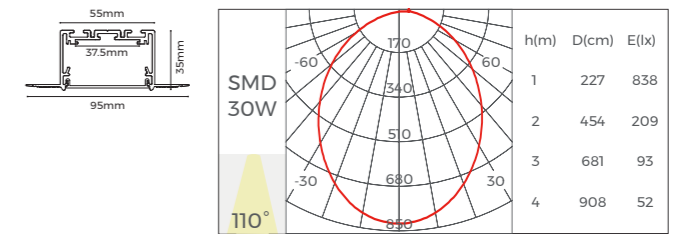
Screw	CL-O1 M3.5X40mm	
-------	--------------------	--

Connection

180°extender	EX-E1		"Y"-type (120°)	EX-E9	
"T"-type (90°)	EX-E4		"T"-type(60°+120°)	EX-E12	
"L"-type (60°)	EX-E10		"L"-type (90°)	EX-E2	
"L"-type (120°)	EX-E8		"X"-type (90°)	EX-E5	
"X"-type(60°+120°)	EX-E11		"7"-type (60°)	EX-E7	
"7"-type (90°)	EX-E3		"7"-type (120°)	EX-E6	
Splicing bar	EX-17 50X9X22.5mm				

Corners

"L"-type	L90-LR5535(A) 107X107X35mm	
"L"-type(inward)	L90N-LR5535(A) 100X100X95mm	
"L"-type (outward)	L90W-LR5535(A) 100X100X95mm	
"T"-type	T90-LR5535(A) 150X107X35mm	
"X"-type	X90-LR5535(A) 150X150X35mm	



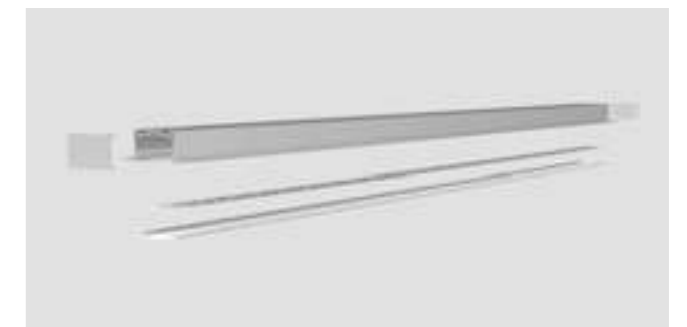

Lighting Source

Flexible Strip

Model	CRI	Lumens ^②	Voltage	Typ.power	Size	LEDs/meter	Cutting unit
D8280-24V-34mm	>80 >95	3250LM/m 2760LM/m	24V	25W/m	2500X34X1.5mm	280LEDs	14LEDs/50mm
D8560SWW-24V-34mm	>80	2740LM/m	24V	25W/m	2500X34X1.5mm	560LEDs	28LEDs/50mm

Rigid module

Model	CRI	Lumens ^②	Voltage	Typ.power	Size	LEDs/meter	Cutting unit
DY8280-24V-36mm	>80 >95	3250LM/m 2760LM/m	24V	25W/m	499X36X5.6mm	280LEDs	14 LEDs/50mm
DY8560SWW-24V-36mm	>80	2740LM/m	24V	25W/m	499X36X5.6mm	560LEDs	28LEDs/50mm



LR5535(B)



Profile Components

ProfileX1	L2500XW95XH35mm	
DiffuserX1	L2500XW48.8XH5.6mm	
Flexible diffuser	CV-LS5470FD(F) L50000XW48.8XH5.6mm	
Flexible Prismatic diffuser	CV-LS5470FP(F) L50000XW48.8XH5.6mm	
End capX2	EC-LR5535(B) L55XW35XH22mm	

Installation Accessories

Screw	CL-01 M3.5X40mm	
-------	--------------------	--

Connection

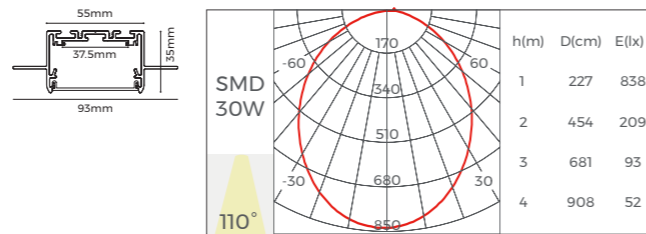
180°extender	EX-E1		"Y"-type (120°)	EX-E9	
"T"-type (90°)	EX-E4		"T"-type(60°+120°)	EX-E12	
"L"-type (60°)	EX-E10		"L"-type (90°)	EX-E2	
"L"-type (120°)	EX-E8		"X"-type (90°)	EX-E5	
"X"-type(60°+120°)	EX-E11		"7"-type (60°)	EX-E7	
"7"-type (90°)	EX-E3		"7"-type (120°)	EX-E6	
Splicing bar	EX-17 50X9X22.5mm				

Corners

"L"-type	L90-LR5535(B) 107X107X35mm	
"L"-type(inward)	L90N-LR5535(B) 100X100X93mm	
"L"-type (outward)	L90W-LR5535(B) 100X100X93mm	
"T"-type	T90-LR5535(B) 150X107X35mm	
"X"-type	X90-LR5535(B) 150X150X35mm	


Basic Parameters

Installation	Trimless recessed
Material	AL6063-T5, spraying surface
Coating	Silver anodized
Application	Indoor
IP grade	IP20
Warranty	5 years
Certification	Rohs, Reach



Lighting Source

Flexible Strip							
Model	CRI	Lumens②	Voltage	Typ.power	Size	LEDs/meter	Cutting unit
D8280-24V-34mm	>80 >95	3250LM/m 2760LM/m	24V	25W/m	2500X34X1.5mm	280LEDs	14LEDs/50mm
D8560SWW-24V-34mm	>80	2740LM/m	24V	25W/m	2500X34X1.5mm	560LEDs	28LEDs/50mm
Rigid module							
Model	CRI	Lumens②	Voltage	Typ.power	Size	LEDs/meter	Cutting unit
DY8280-24V-36mm	>80 >95	3250LM/m 2760LM/m	24V	25W/m	499X36X5.6mm	280LEDs	14 LEDs/50mm
DY8560SWW-24V-36mm	>80	2740LM/m	24V	25W/m	499X36X5.6mm	560LEDs	28LEDs/50mm





Gypsum Lighting

Combine lighting with plaster line elements to replace traditional plaster lines, so to achieve the lighting effect of wall washing & hidden light source.



LG7043

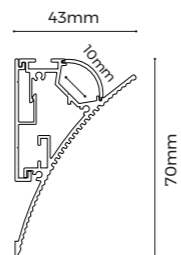


Profile Components		
ProfileX1	L2500×W43×H70mm	
DiffuserX1	L2500×W18.9×H6.5mm	
End capX2	EC-LG7043 L70×W43×H2mm	

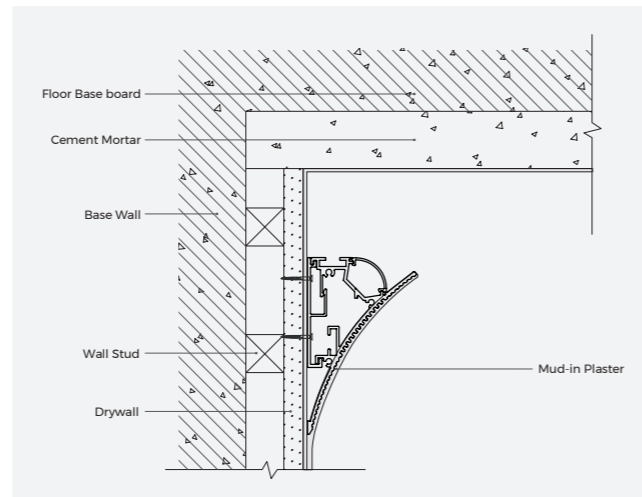
Installation Accessories		
Screw	CL-01 M3.5×40mm	

Light Source							
Flexible Strip ①							
Model	CRI	Lumens②	Voltage	Typ.power	Size	LEDs/ meter	Cutting unit
D6140-24V-8mm	>90	710LM/ m	24V	6.6W/ m	5000×8×1.2mm	140LEDs	7LEDs/ 50mm

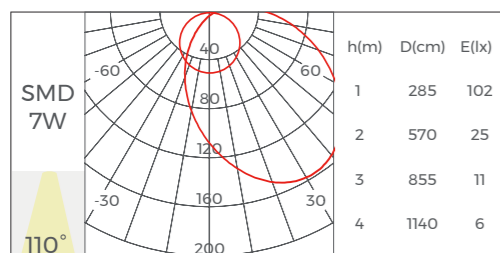
Basic Parameters	
Installation	Trimless recessed
Material	AL6063-T5, spraying surface
Coating	Silver anodized
Application	Indoor
IP grade	IP20
Warranty	5 years
Certification	Rohs, Reach



Structure image



Effect image



LG7070

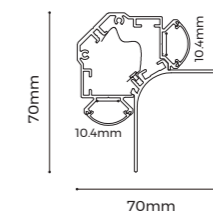


Profile Components		
ProfileX1	L2500×W70×H70mm	
DiffuserX1	L2500×W18.9×H6.5mm	
End capX2	EC-LG7070 L70×W70×H2mm	

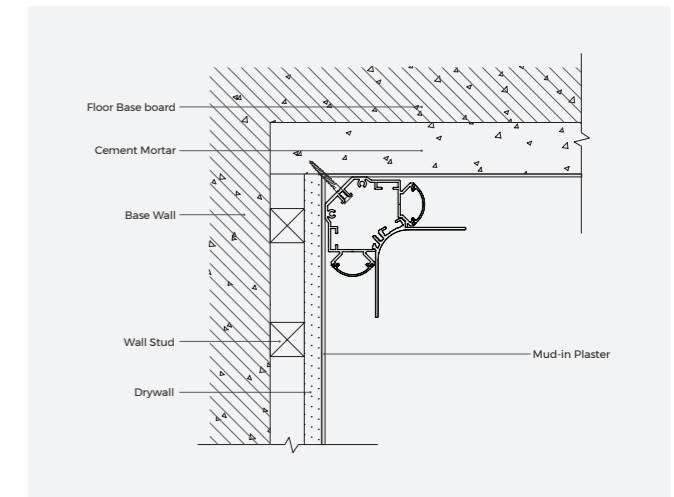
Installation Accessories		
Screw	CL-01 M3.5×40mm	

Light Source							
Flexible Strip ①							
Model	CRI	Lumens②	Voltage	Typ.power	Size	LEDs/ meter	Cutting unit
D6140-24V-8mm	>90	710LM/ m	24V	6.6W/ m	5000×8×1.2mm	140LEDs	7LEDs/ 50mm

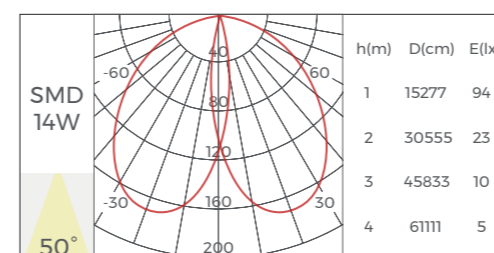
Basic Parameters	
Installation	Ceiling
Material	AL6063-T5, spraying surface
Coating	White
Application	Indoor
IP grade	IP20
Warranty	5 years
Certification	Rohs, Reach



Structure image




Effect image





Skirt Board Lighting

It combines lighting and skirting elements together to replace traditional skirting, providing super comfortable lighting ambience.



SK6013(A) NEW



Profile Components

ProfileX1	L2500XW13.2XH60mm	
DiffuserX1	L2500XW10.3XH6.8mm	

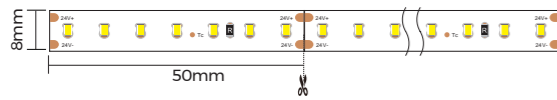
Installation Accessories

Screw	CL-01 M3.5X40mm	
-------	--------------------	--

Light Source

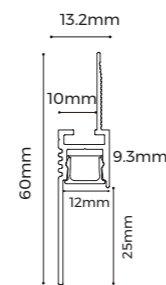
Flexible Strip ①

Model	CRI	Lumens ②	Voltage	Typ.power	Size	LEDs/ meter	Cutting unit
D6140-24V-8mm	>90	710LM/ m	24V	6.6W/ m	5000X8X12mm	140LEDs	7LEDs/ 50mm

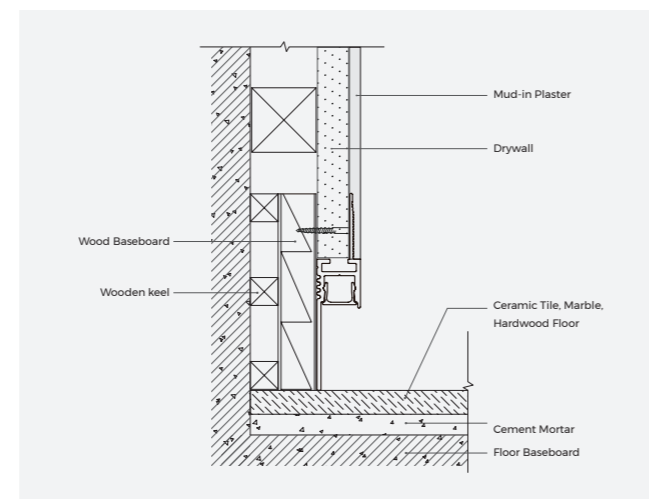


Basic Parameters

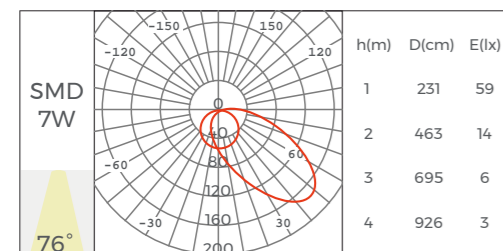
Installation	Trimless recessed
Material	AL6063-T5, spraying surface
Coating	White
Application	Indoor
IP grade	IP20
Warranty	5 years
Certification	Rohs, Reach



Structure image



Effect image



SK6013(B) NEW



Profile Components

ProfileX1	L2500XW13.2XH60mm	
DiffuserX1	L2500XW10.3XH6.8mm	

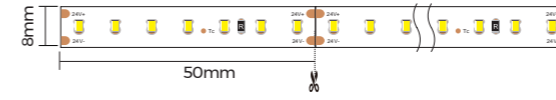
Installation Accessories

Screw	CL-01 M3.5X40mm	
-------	--------------------	--

Light Source

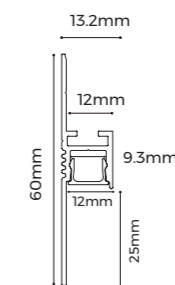
Flexible Strip ①

Model	CRI	Lumens ②	Voltage	Typ.power	Size	LEDs/ meter	Cutting unit
D6140-24V-8mm	>90	710LM/ m	24V	6.6W/ m	5000X8X12mm	140LEDs	7LEDs/ 50mm

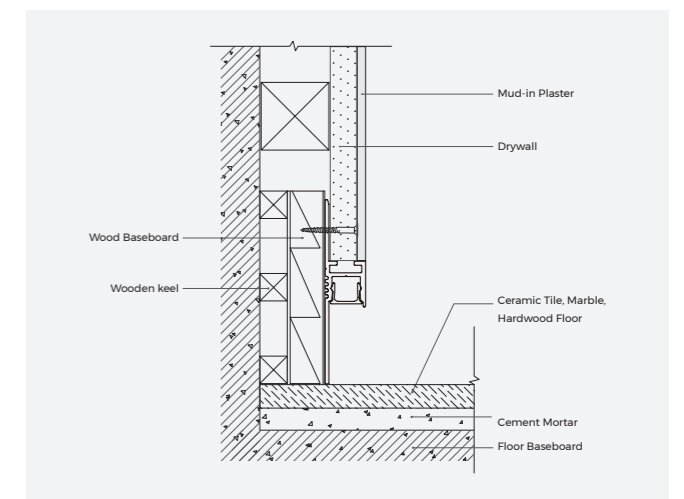


Basic Parameters

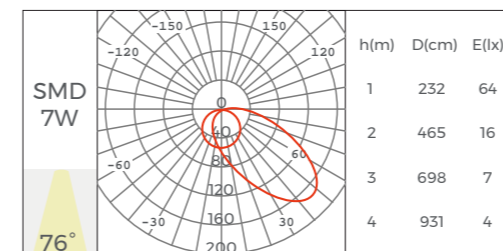
Installation	Trimless recessed
Material	AL6063-T5, spraying surface
Coating	White
Application	Indoor
IP grade	IP20
Warranty	5 years
Certification	Rohs, Reach



Structure image



Effect image





Profile Components

ProfileX1	L2500XW317XH99.5mm	
DiffuserX1	L2500XW13.5XH8.5mm	

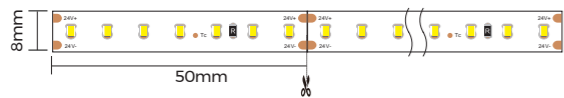
Installation Accessories

Screw	CL-01 M3.5X40mm	
-------	--------------------	--

Light Source

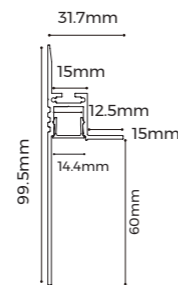
Flexible Strip ①

Model	CRI	Lumens②	Voltage	Typ.power	Size	LEDs/ meter	Cutting unit
D6140-24V-8mm	>90	710LM/ m	24V	6.6W/ m	5000X8X12mm	140LEDs	7LEDs/ 50mm

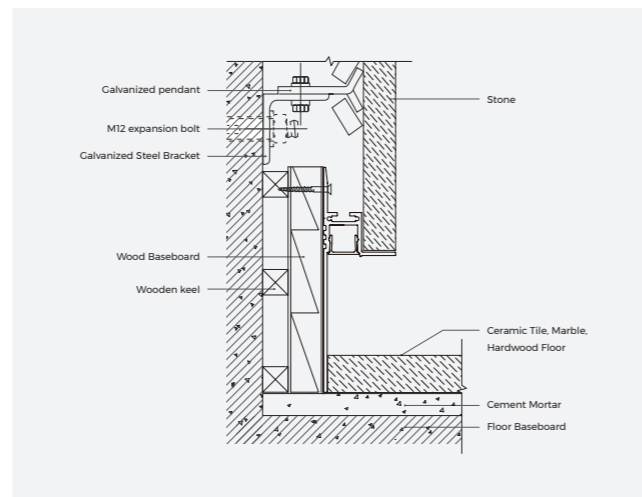


Basic Parameters


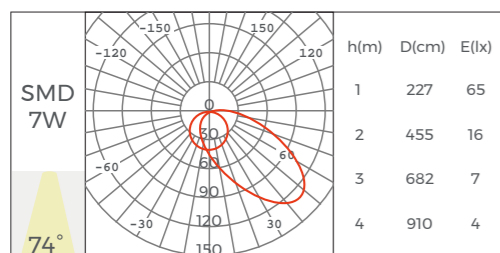
Installation	Trimless recessed
Material	AL6063-T5, spraying surface
Coating	White
Application	Indoor
IP grade	IP20
Warranty	5 years
Certification	Rohs, Reach



Structure image



Effect image





Floor Lighting

IK10, IP65 protection design, can be widely used in indoor and outdoor floors, sidewalks, bicycle lanes, parking lots and other scenes.

Application



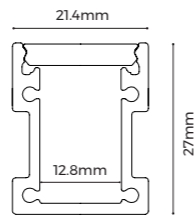
LS2126



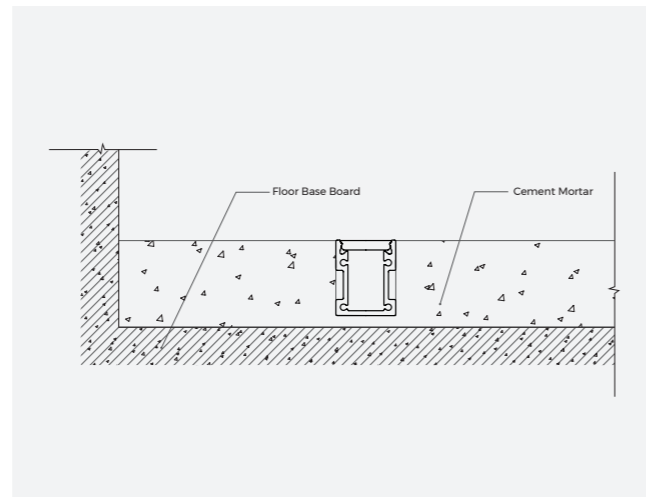
Profile Components		
ProfileX1	L2500XW214XH27mm	
DiffuserX1	L2500XW18XH3.4mm	
End capX2	EC-LS2126 L27XW214XH5mm	
End cap with holeX2	EC-LS2126 L27XW214XH5mm	

Light Source							
Flexible Strip ①							
Model	CRI	Lumens ②	Voltage	Typ.power	Size	LEDs/ meter	Cutting unit
D6140-24V-8mm	>90	710LM/ m	24V	6.6W/ m	5000X8X1.2mm	140LEDs	7LEDs/ 50mm

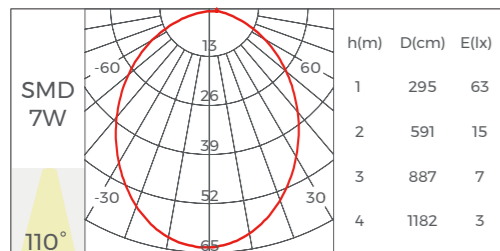
Basic Parameters	
Installation	Recessed
Material	AL6063-T5, spraying surface
Coating	Silver anodized
Application	Indoor
IP grade	IP65
Warranty	5 years
Certification	Rohs, Reach, IK10



Structure image



Effect image



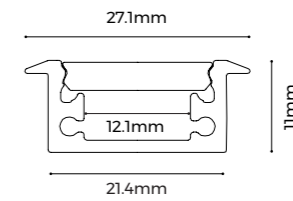
LE2711



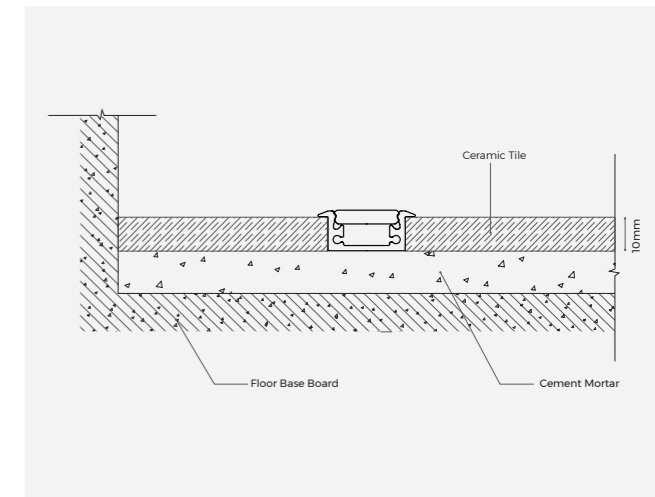
Profile Components		
ProfileX1	L2500XW27XH11mm	
DiffuserX1	L2500XW18XH3.4mm	
End capX2	EC-LE2711 L27.2XW11XH7.8mm	
End cap with holeX2	EC-LE2711 L27.2XW11XH7.8mm	

Light Source							
Flexible Strip ①							
Model	CRI	Lumens ②	Voltage	Typ.power	Size	LEDs/ meter	Cutting unit
D8168-24V-10mm	>90	1860LM/ M	24V	16.2W/ M	5000x10x1.6mm	168LEDs	42mm/ 7LEDs

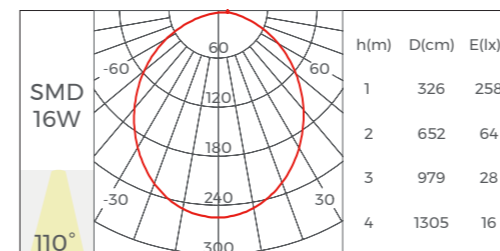
Basic Parameters	
Installation	Recessed
Material	AL6063-T5, spraying surface
Coating	Silver anodized
Application	Indoor
IP grade	IP65
Warranty	5 years
Certification	Rohs, Reach, IK10



Structure image




Effect image





Corner Lighting

Integrate light with corners of wall to realize decorative lighting in local space.



LG2323



Basic Parameters

Installation	Trimless recessed
Material	AL6063-T5, spraying surface
Coating	Silver anodized
Application	Indoor
IP grade	IP20
Warranty	5 years
Certification	Rohs, Reach

Profile Components

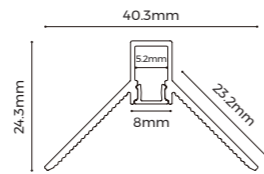
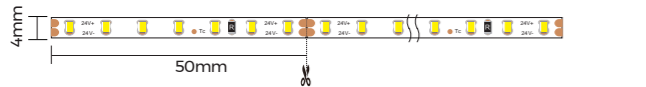
ProfileX1	L2500×W40.3×H24.3mm	
DiffuserX1	L2500×W6.4×H3.7mm	
Black DiffuserX1	CV-LR0812 L2500×W6.4×H3.7mm	
End capX2	EC-LG2323 L8×W7.8×H1.2mm	
End cap with holeX2	EC-LG2323 L8×W7.8×H1.2mm	

Installation Accessories

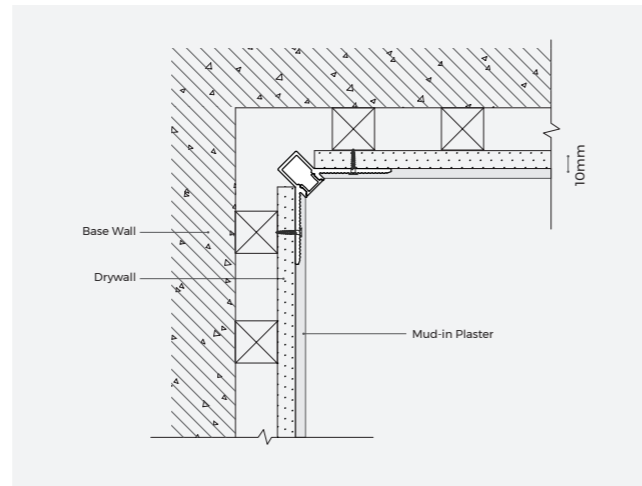
Screw	CL-01 M3.5×40mm	
-------	--------------------	--

Light Source

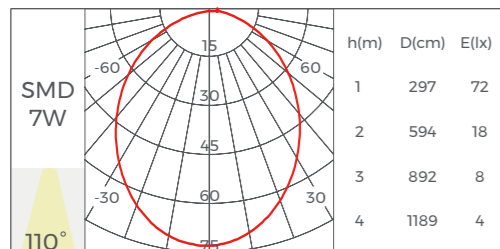
Model	CRI	Lumens ②	Voltage	Typ.power	Size	LEDs/ meter	Cutting unit
D6140-24V-4mm	>90	710LM/ m	24V	6.6W/ m	5000×4×1.2mm	140LEDs	7LEDs/ 50mm



Structure image



Effect image



LG2727



Basic Parameters

Installation	Trimless recessed
Material	AL6063-T5, spraying surface
Coating	Silver anodized
Application	Indoor
IP grade	IP20
Warranty	5 years
Certification	Rohs, Reach

Profile Components

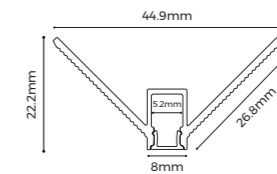
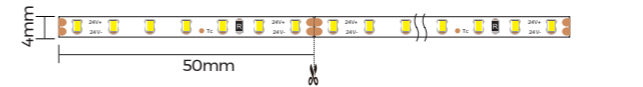
ProfileX1	L2500×W44.9×H22.2mm	
DiffuserX1	L2500×W6.4×H3.7mm	
Black DiffuserX1	CV-LR0812 L2500×W6.4×H3.7mm	
End capX2	EC-LG2727 L8×W7.8×H1.2mm	
End cap with holeX2	EC-LG2727 L8×W7.8×H1.2mm	

Installation Accessories

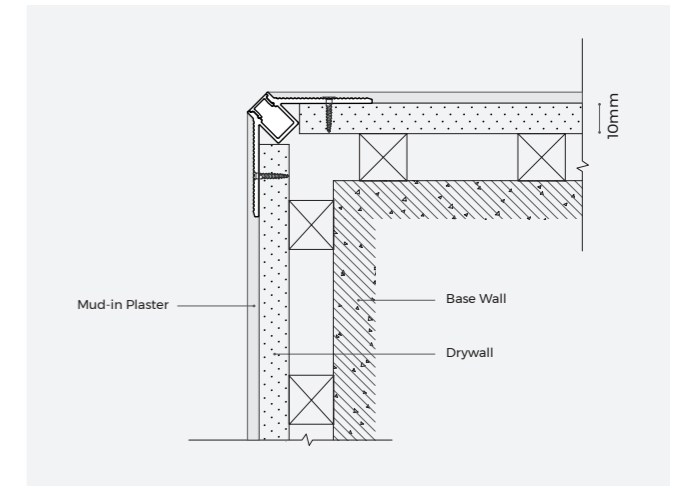
Screw	CL-01 M3.5×40mm	
-------	--------------------	--

Light Source

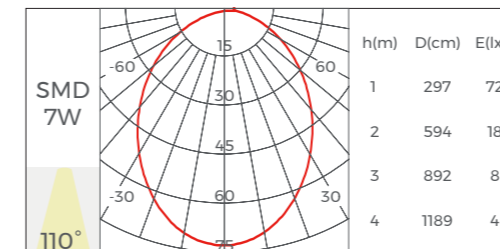
Model	CRI	Lumens ②	Voltage	Typ.power	Size	LEDs/ meter	Cutting unit
D6140-24V-4mm	>90	710LM/ m	24V	6.6W/ m	5000×4×1.2mm	140LEDs	7LEDs/ 50mm



Structure image



Effect image



LG1616C



Profile Components

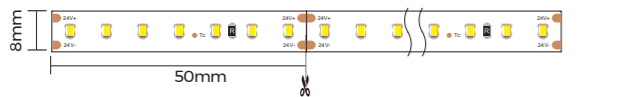
ProfileX1	L2500×W16×H16mm	
DiffuserX1	L2500×W19.4×H6mm	
End capX2	EC-LG1616C L16×W16×H6.5mm	
End cap with holeX2	EC-LG1616C L16×W16×H6.5mm	

Installation Accessories

Mounting clip	CP-13 15×17×17mm	
---------------	---------------------	--

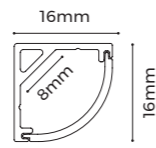
Light Source

Flexible Strip ①							
Model	CRI	Lumens ②	Voltage	Typ.power	Size	LEDs/ meter	Cutting unit
D6140-24V-8mm	>90	710LM/ m	24V	6.6W/ m	5000×8×1.2mm	140LEDs	7LEDs/ 50mm

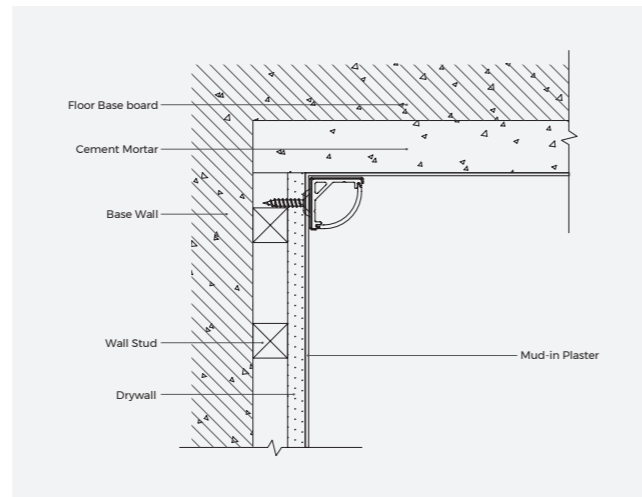


Basic Parameters

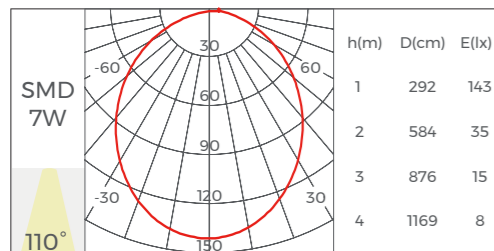
Installation	Ceiling
Material	AL6063-T5, spraying surface/ anodizing
Coating	Silver anodized, Black, White
Application	Indoor
IP grade	IP20
Warranty	5 years
Certification	Rohs, Reach



Structure image



Effect image



LG1616K



Profile Components

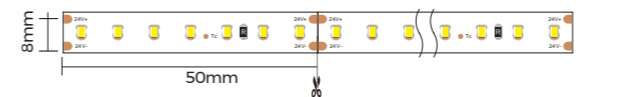
ProfileX1	L2500×W16×H16mm	
DiffuserX1	L2500×W14.6×H4.6mm	
End capX2	EC-LG1616K L16×W16×H6.5mm	
End cap with holeX2	EC-LG1616K L16×W16×H6.5mm	

Installation Accessories

Mounting clip	CP-13 15×17×17mm	
---------------	---------------------	--

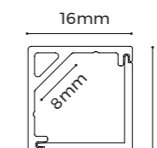
Light Source

Flexible Strip ①							
Model	CRI	Lumens ②	Voltage	Typ.power	Size	LEDs/ meter	Cutting unit
D6140-24V-8mm	>90	710LM/ m	24V	6.6W/ m	5000×8×1.2mm	140LEDs	7LEDs/ 50mm

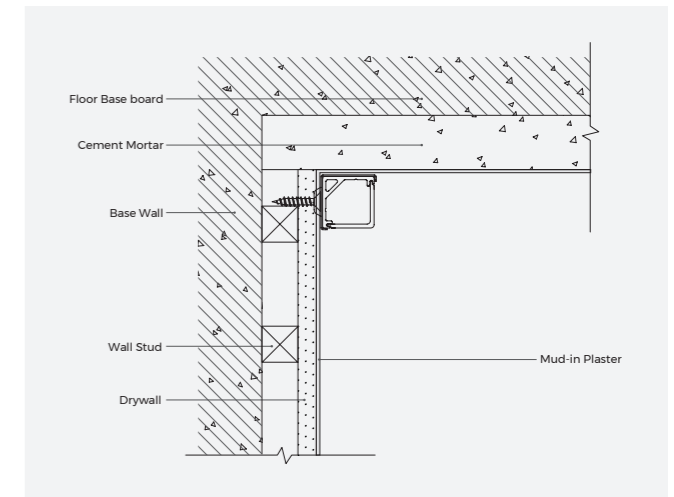


Basic Parameters

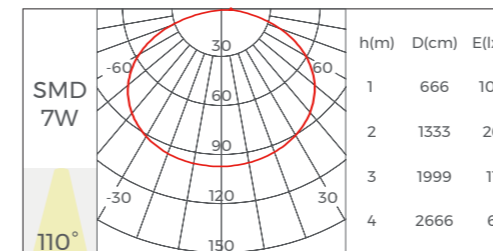
Installation	Ceiling
Material	AL6063-T5, spraying surface/ anodizing
Coating	Silver anodized, Black, White
Application	Indoor
IP grade	IP20
Warranty	5 years
Certification	Rohs, Reach



Structure image



Effect image



LG3030C

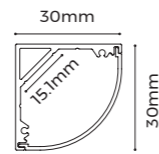


Basic Parameters

Installation	Ceiling
Material	AL6063-T5, spraying surface/ anodizing
Coating	Silver anodized, Black, White
Application	Indoor
IP grade	IP20
Warranty	5 years
Certification	Rohs, Reach

Profile Components

ProfileX1	L2500XW30XH30mm	
DiffuserX1	L2500XW29.2XH29.2mm	
End capX2	EC-LG3030C L30XW30XH5mm	
End cap with holeX2	EC-LG3030C L30XW30XH5mm	

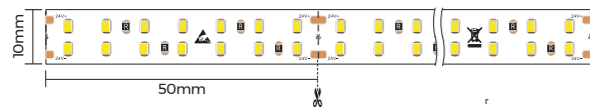


Installation Accessories

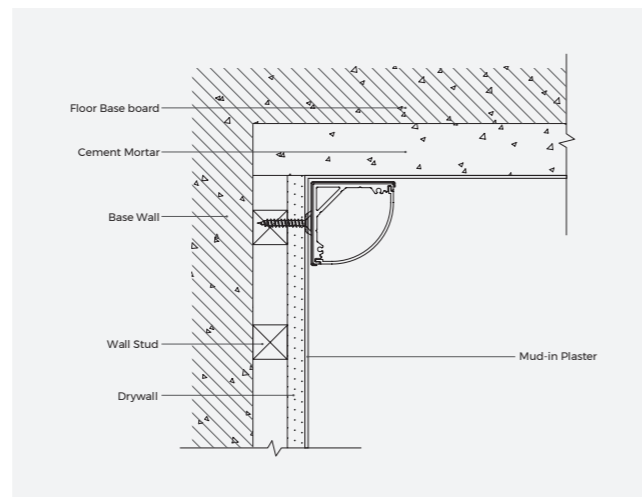
Mounting clip	CP-14 31X31X14mm	
---------------	---------------------	--

Light Source

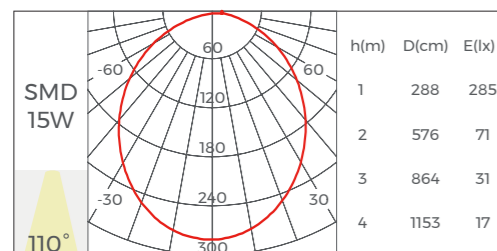
Model	CRI	Lumens ②	Voltage	Typ.power	Size	LEDs/ meter	Cutting unit
D6280-24V-10mm	>90	1508LM/m	24V	15W/ m	5000X10X1.2mm	280LEDs	14LEDs/ 50mm



Structure image



Effect image



LG3030K

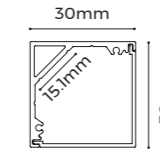


Basic Parameters

Installation	Ceiling
Material	AL6063-T5, spraying surface/ anodizing
Coating	Silver anodized, Black, White
Application	Indoor
IP grade	IP20
Warranty	5 years
Certification	Rohs, Reach

Profile Components

ProfileX1	L2500XW30XH30mm	
DiffuserX1	L2500XW29.2XH29.2mm	
End capX2	EC-LG3030K L30XW30XH5mm	
End cap with holeX2	EC-LG3030K L30XW30XH5mm	

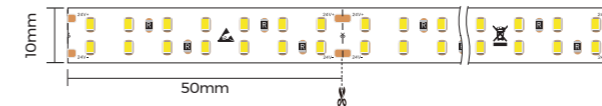


Installation Accessories

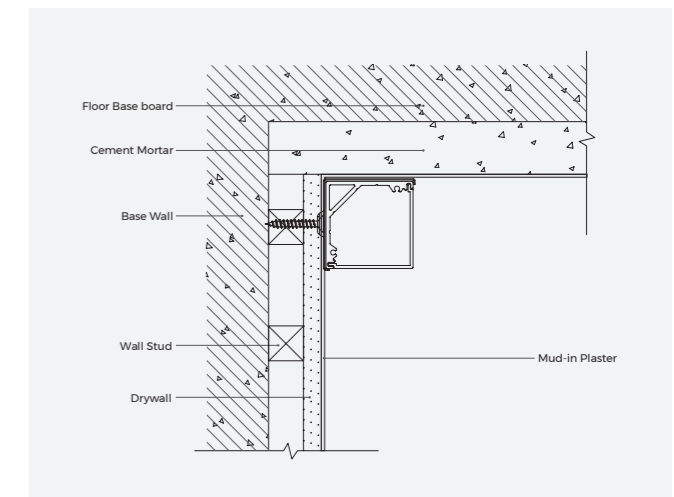
Mounting clip	CP-14 31X31X14mm	
---------------	---------------------	--

Light Source

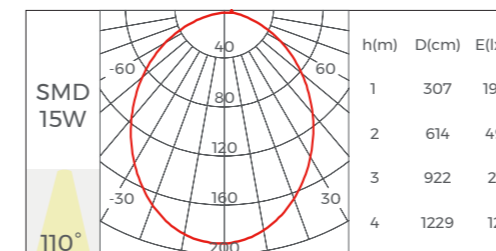
Model	CRI	Lumens ②	Voltage	Typ.power	Size	LEDs/ meter	Cutting unit
D6280-24V-10mm	>90	1508LM/m	24V	15W/ m	5000X10X1.2mm	280LEDs	14LEDs/ 50mm



Structure image



Effect image





Application



LE1616



Basic Parameters

Installation	Recessed
Material	AL6063-T5, spraying surface/ anodizing
Coating	Silver anodized, Black, White
Application	Indoor
IP grade	IP20
Warranty	5 years
Certification	Rohs, Reach

Profile Components

ProfileX1	L2500×W26×H30.5mm	
DiffuserX1	L2500×W14.7×H4.5mm	
Microprism DiffuserX1	CV-LR1613 L2500×W16.7×H7.8mm	
Black Microprism DiffuserX1	CV-LR1613 L2500×W16.7×H7.8mm	
End capX2	EC-LE1616 L7×W16×H13mm	
End cap with holeX2	EC-LE1616 L7×W16×H13mm	

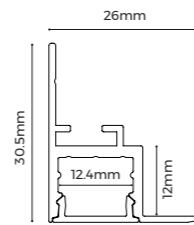
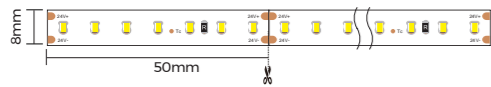
Installation Accessories

Screw	CL-01 M3.5×40mm	
-------	--------------------	--

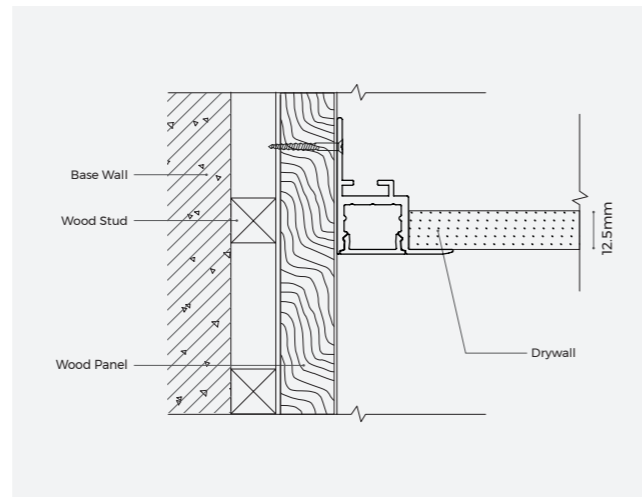
Light Source

Flexible Strip ①

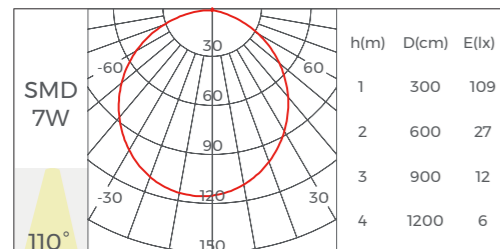
Model	CRI	Lumens ②	Voltage	Typ.power	Size	LEDs/ meter	Cutting unit
D6140-24V-8mm	>90	710LM/ m	24V	6.6W/ m	5000×8×12mm	140LEDs	7LEDs/ 50mm



Structure image



Effect image



LR1616



Basic Parameters

Installation	Trimless recessed
Material	AL6063-T5, spraying surface
Coating	Silver anodized
Application	Indoor
IP grade	IP20
Warranty	5 years
Certification	Rohs, Reach

Profile Components

ProfileX1	L2500×W38.4×H36.5mm	
DiffuserX1	L2500×W14.7×H4.5mm	
Microprism DiffuserX1	CV-LR1613 L2500×W16.7×H7.8mm	
Black Microprism DiffuserX1	CV-LR1613 L2500×W16.7×H7.8mm	
End capX2	EC-LR1616 L7×W16×H13mm	
End cap with holeX2	EC-LR1616 L7×W16×H13mm	

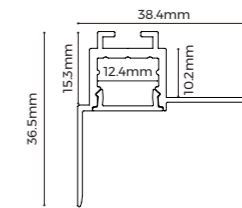
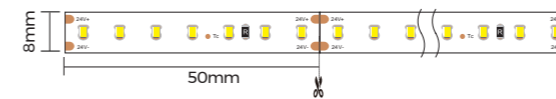
Installation Accessories

Screw	CL-01 M3.5×40mm	
-------	--------------------	--

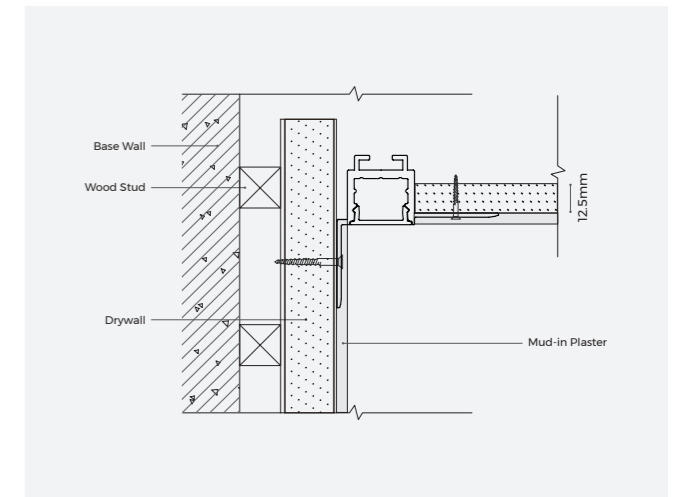
Light Source

Flexible Strip ①

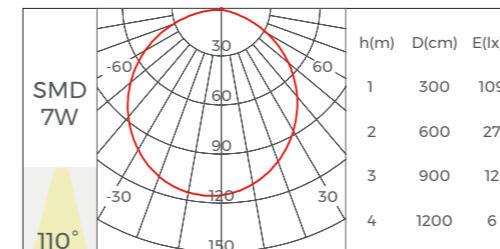
Model	CRI	Lumens ②	Voltage	Typ.power	Size	LEDs/ meter	Cutting unit
D6140-24V-8mm	>90	710LM/ m	24V	6.6W/ m	5000×8×12mm	140LEDs	7LEDs/ 50mm



Structure image



Effect image



LR3840(A) NEW

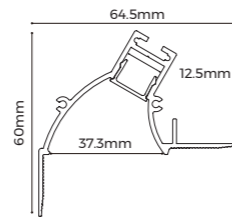


Basic Parameters

Installation	Trimless recessed
Material	AL6063-T5, spraying surface
Coating	White
Application	Indoor
IP grade	IP20
Warranty	5 years
Certification	Rohs, Reach

Profile Components

ProfileX1	L2500XW64.5XH60mm	
DiffuserX1	L2500XW13.5XH8.5mm	
End capX2	EC-LR3840(A) L43.3XW40XH1.5mm	



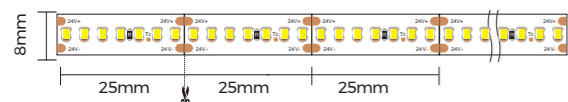
Installation Accessories

Screw	CL-01 M3.5X40mm	
-------	--------------------	--

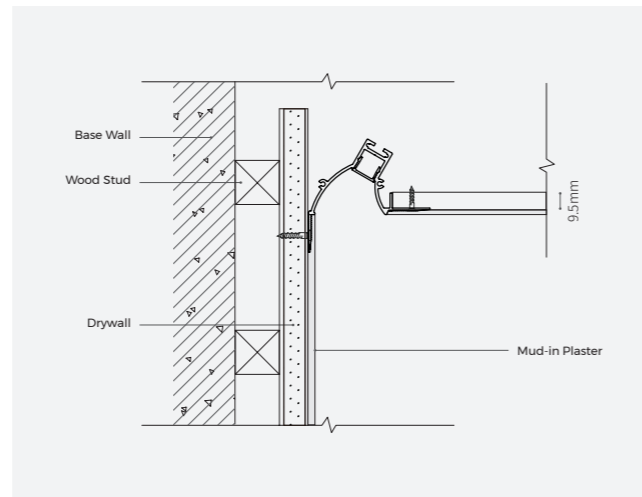
Light Source

Flexible Strip ①

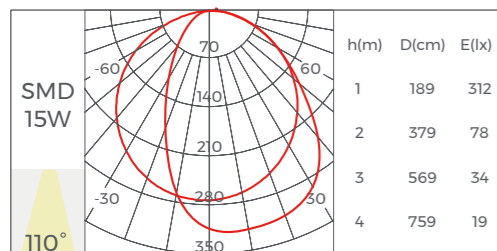
Model	CRI	Lumens ②	Voltage	Typ.power	Size	LEDs/ meter	Cutting unit
D6280-24V-8mm	>90	1650LM/ m	24V	15W/ m	5000X8X1.3mm	280LEDs	7LEDs/ 25mm



Structure image



Effect image



LR3840(B) NEW

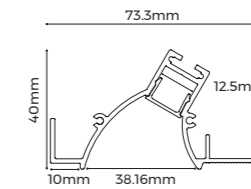


Basic Parameters

Installation	Trimless recessed
Material	AL6063-T5, spraying surface
Coating	White
Application	Indoor
IP grade	IP20
Warranty	5 years
Certification	Rohs, Reach

Profile Components

ProfileX1	L2500XW73.3XH40mm	
DiffuserX1	L2500XW13.5XH8.5mm	
End capX2	EC-LR3840(B) L43.3XW40XH1.5mm	



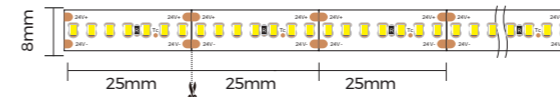
Installation Accessories

Screw	CL-01 M3.5X40mm	
-------	--------------------	--

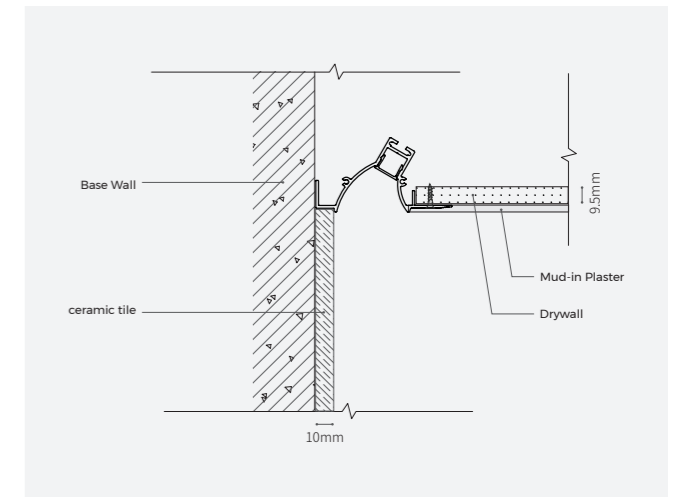
Light Source

Flexible Strip ①

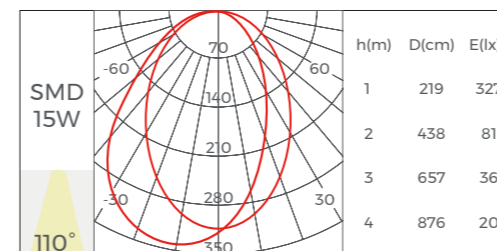
Model	CRI	Lumens ②	Voltage	Typ.power	Size	LEDs/ meter	Cutting unit
D6280-24V-8mm	>90	1650LM/ m	24V	15W/ m	5000X8X1.3mm	280LEDs	7LEDs/ 25mm



Structure image



Effect image



LR3943 NEW



Basic Parameters

Installation	Trimless recessed
Material	AL6063-T5, spraying surface
Coating	White
Application	Indoor
IP grade	IP20
Warranty	5 years
Certification	Rohs, Reach

Profile Components

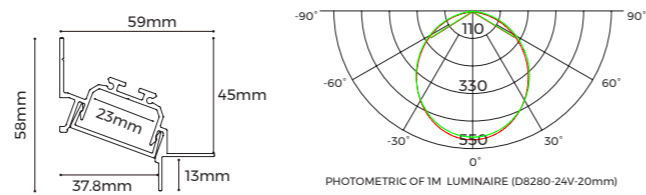

ProfileX1	L2500XW59XH58mm	
DiffuserX1	L2500XW34.2XH10.2mm	
End capX2	EC-LR3943 L46.1XW26.4XH1.5mm	

Installation Accessories

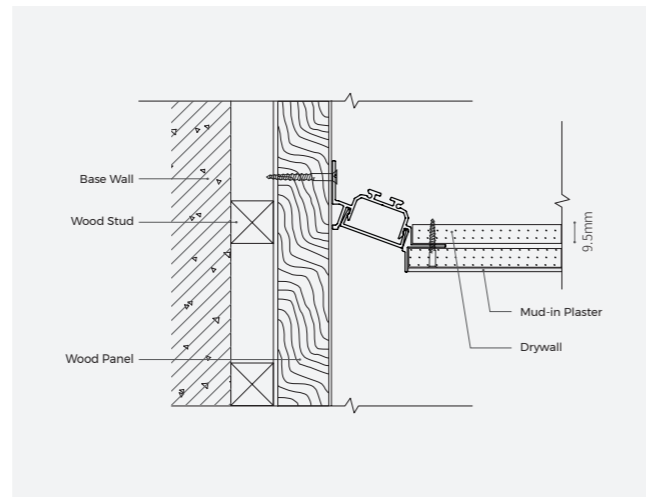
Screw	CL-01 M3.5X40mm	
-------	--------------------	--

Light Source

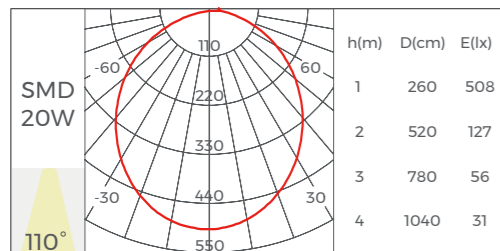
Flexible Strip①						
Model	CRI	Lumens②	Voltage	Typ.power	Size	LEDs/ meter Cutting unit
D8280-24V-20mm	>80 >95	2700LM/ M 2300LM/ M	24V	20W/ M	2500x20x1.5mm	280LEDs 50mm/ 14LEDs




Structure image



Effect image





LE2409



Profile Components

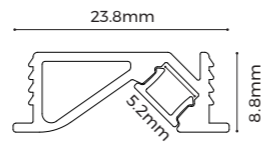
ProfileX1	L2500XW23.8XH8.8mm	
DiffuserX1	CV-LR0812 L2500XW6.4XH3.7mm	
Black DiffuserX1	CV-LR0812 L2500XW6.4XH3.7mm	
End cap	EC-LE2409 L23.8XW8.8XH13.3mm	
End cap with holeX2	EC-LE2409 L23.8XW8.8XH13.3mm	

Light Source

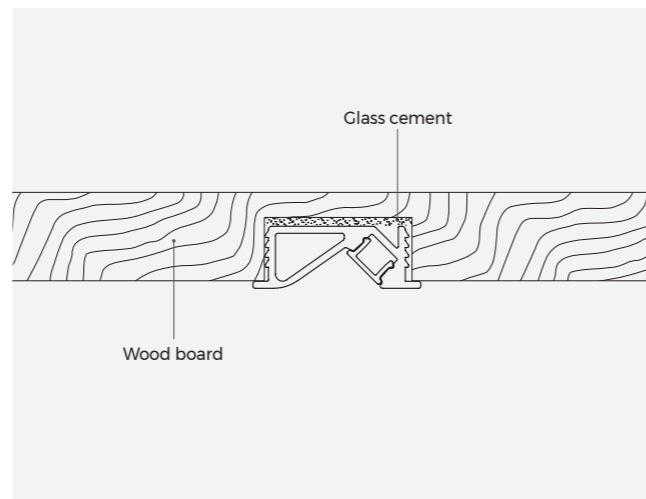
Flexible Strip ①							
Model	CRI	Lumens ②	Voltage	Typ.power	Size	LEDs/ meter	Cutting unit
D6140-24V-4mm	>90	710LM/ m	24V	6.6W/ m	5000X4X1.2mm	140LEDs/ 7LEDs/ 50mm	

Basic Parameters

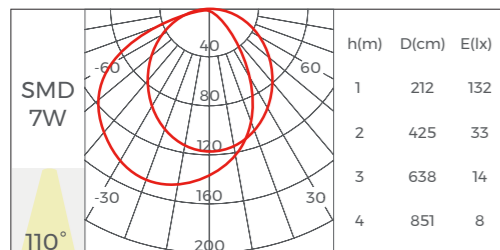
Installation	Recessed
Material	AL6063-T5, spraying surface/ anodizing
Coating	Silver anodized, Black, White
Application	Indoor
IP grade	IP20
Warranty	5 years
Certification	Rohs, Reach



Structure image



Effect image



LS1612L



Profile Components

ProfileX1	L2500XW16XH12mm	
DiffuserX1	L2500XW14.7XH4.5mm	
End capX2	EC-LS1612L L16XW7XH18mm	
End cap with holeX2	EC-LS1612L L16XW7XH18mm	

Installation Accessories

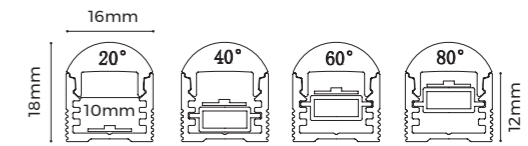
Mounting clip	CP-04 17.8X15X4.5mm	
0-180° adjustable mounting clip	CP-06 35X17.7X21.4mm	

Light Source

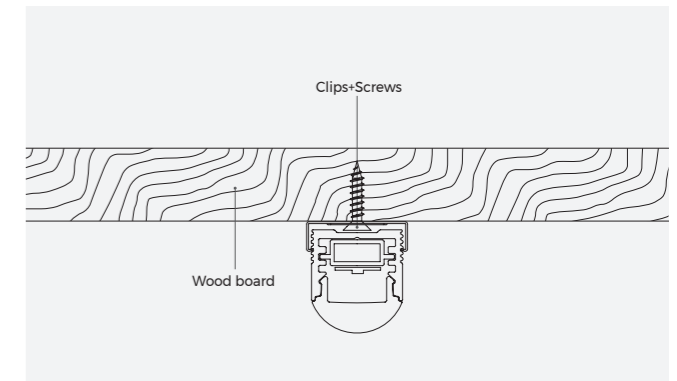
Flexible Strip ①							
Model	CRI	Lumens ②	Voltage	Typ.power	Size	LEDs/ meter	Cutting unit
D6140-24V-8mm	>90	710LM/ m	24V	6.6W/ m	5000X8X1.2mm	140LEDs/ 7LEDs/ 50mm	

Basic Parameters

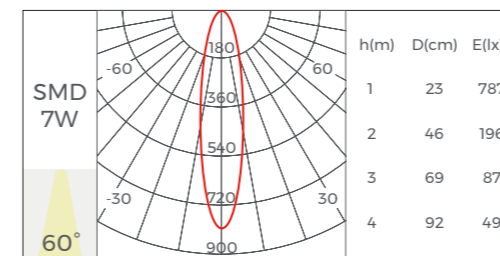
Installation	Ceiling, Trimless recessed
Material	AL6063-T5, spraying surface/ anodizing
Coating	Silver anodized, Black, White
Application	Indoor
IP grade	IP20
Warranty	5 years
Certification	Rohs, Reach



Structure image



Effect image



LS1911K

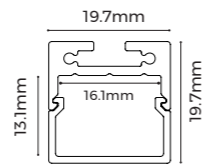


Basic Parameters

Installation	Pendant, Ceiling, Trimless recessed
Material	AL6063-T5, spraying surface/ anodizing
Coating	Silver anodized, Black, White
Application	Indoor
IP grade	IP20
Warranty	5 years
Certification	Rohs, Reach

Profile Components ①

ProfileX1	L2500XW197XH11.1mm	
DiffuserX1	L2500XW197XH10.6mm	
End capX2	EC-LS1911K L19.7XW19.7XH5mm	
End cap with holeX2	EC-LS1911K L19.7XW19.7XH5mm	



Installation Accessories

Mounting clip	CP-07 38X15X4.5mm	
Pendant cable (with junction box)	PY-D	
Pendant cable	PN-D	
Pendant cable (Wire and cable in one)	PE-K	

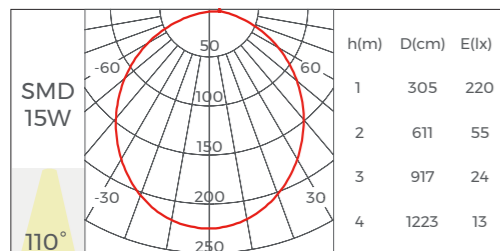
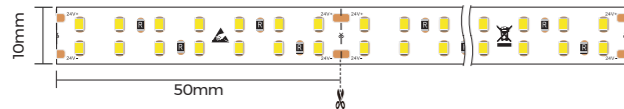
Standard extenders

180° "L"-type / "7"-type "T"-type / "X"-type	EX-E1 / EX-E2 / EX-E3 / EX-E4 / EX-E5	
---	---	--

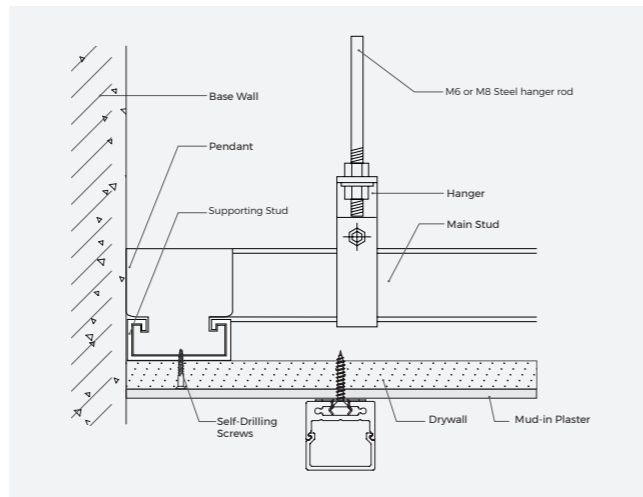
Light Source

Flexible Strip ①

Model	CRI	Lumens②	Voltage	Typ.power	Size	LEDs/ meter	Cutting unit
D6280-24V-10mm	>90	1508LM/ m	24V	15W/ m	5000X10X1.2mm	280LEDs	14LEDs/ 50mm



Structure image



Effect image



LS1911C

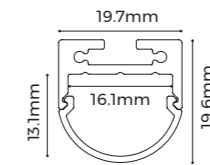


Basic Parameters

Installation	Pendant, Ceiling, Trimless recessed
Material	AL6063-T5, spraying surface/ anodizing
Coating	Silver anodized, Black, White
Application	Indoor
IP grade	IP20
Warranty	5 years
Certification	Rohs, Reach

Profile Components

ProfileX1	L2500XW197XH11.1mm	
DiffuserX1	L2500XW197XH10.6mm	
End capX2	EC-LS1911C L19.7XW19.7XH5mm	
End cap with holeX2	EC-LS1911C L19.7XW19.7XH5mm	



Installation Accessories

Mounting clip	CP-07 38X15X4.5mm	
Pendant cable (with junction box)	PY-D	
Pendant cable	PN-D	
Pendant cable (Wire and cable in one)	PE-K	

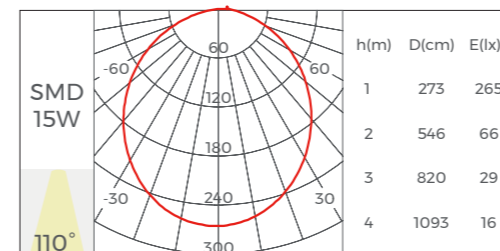
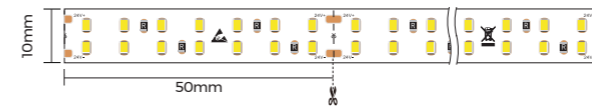
Standard extenders

180° "L"-type / "7"-type "T"-type / "X"-type	EX-E1 / EX-E2 / EX-E3 / EX-E4 / EX-E5	
---	---	--

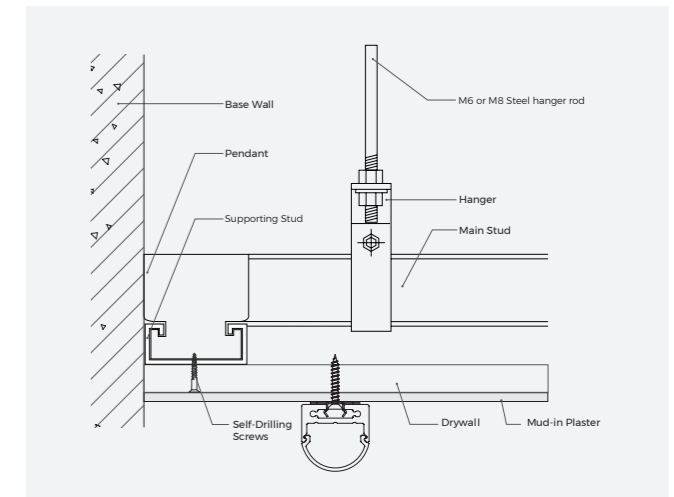
Light Source

Flexible Strip ①

Model	CRI	Lumens②	Voltage	Typ.power	Size	LEDs/ meter	Cutting unit
D6280-24V-10mm	>90	1508LM/ m	24V	15W/ m	5000X10X1.2mm	280LEDs	14LEDs/ 50mm



Structure image



Effect image





ALS ECO

ALS ECO, of 16/ 25mm mainstream width, is based on ALS Series to get upgrade on process to be more cost-effective. It can be recessed in micro scenes and corners to be profile-less full light look.

Product List

Model	Drawing	Lighting distribution	Size LxWxH(mm)	Installation	Coating	Light source
ALS ECO						
BS1010			2500*10*10			D6140-24V-4mm
BS1515			2500*15*15			D6140-24V-8mm
BS1607			2500x16x7			D6280-24V-8mm
BS1613			2500x16x13			D6140-24V-8mm
BE1010			2500*10*10			D6140-24V-4mm
BE1515			2500*15*15			D6140-24V-8mm
BE2507			2500*25*7			D6280-24V-8mm
BE2513			2500*25*13			D6140-24V-8mm
BC1616C			2500x16x16			D6140-24V-8mm

Light Source

* All ErP information are reference to commission regulation(EU) 2019/ 2020
 * ErP level may be different according to the CCT and CRI, the specific ErP level shall be subject to the specifications

Model	Drawing	LEDs/ m(pcs)	LEDs/ cut	Entry Cable	Input Voltage(V)	Max.W/ m	Typ.W/ m	ErP*	LM/ m(4000K)	CRI	CCT/ Color	Size	Package	Suitable profile	
Flexible LED strip															
D6140-24V-8mm		140	7/ 50mm		24	12	6.6		710	>90		5000x8x1.2mm	5M/ Roll	BC1616C / BS1613 / BE2513/ BS1515 / BE1515	
D6280-24V-8mm		280	7/ 25mm		24	16.5	15		1650	>90		5000x8x1.3mm	5M/ Roll	BS1607 / BE2507	
D614-24V-4mm		280	7/ 25mm		24	16.5	15		1650	>90		5000x8x1.3mm	5M/ Roll	BS1010 / BE1010	

BS1010 NEW

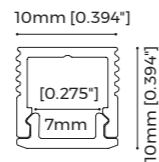


Basic Parameters

Installation	Ceiling, Trimless recessed
Material	AL6063-T5, spraying surface/ anodizing
Coating	Silver anodized, Black, White
Application	Indoor
IP grade	IP20
Warranty	5 years
Certification	Rohs, Reach

Profile Components

ProfileX1	L2500XW10XH8.9mm	
DiffuserX1	L2500XW10XH3.5mm	
End capX2	EC-BS1010 L10XW10XH7.5mm	
End cap with holeX2	EC-BS1010 L10XW10XH7.5mm	

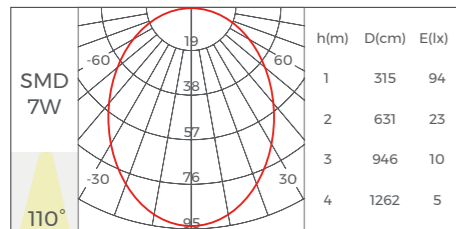


Installation Accessories

Mounting clip	CP-36 L12XW15XH4.5mm	
---------------	-------------------------	--

Light Source

Model	CRI	Lumens ②	Voltage	Typ.power	Size	LEDs/meter	Cutting unit
D6140-24V-4mm	>90	710LM/m	24V	6.6W/m	5000X4X12mm	140LEDs	7LEDs/50mm



BS1515 NEW

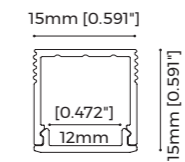


Basic Parameters

Installation	Ceiling, Trimless recessed
Material	AL6063-T5, spraying surface/ anodizing
Coating	Silver anodized, Black, White
Application	Indoor
IP grade	IP20
Warranty	5 years
Certification	Rohs, Reach

Profile Components

ProfileX1	L2500XW15XH13.9mm	
DiffuserX1	L2500XW15XH3.5mm	
End capX2	EC-BS1515 L15XW15XH7.5mm	
End cap with holeX2	EC-BS1515 L15XW15XH7.5mm	

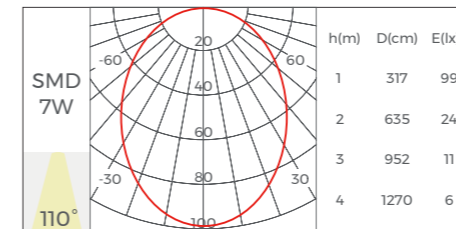


Installation Accessories

Mounting clip	CP-37 L17XW15XH4.5mm	
---------------	-------------------------	--

Light Source

Model	CRI	Lumens ②	Voltage	Typ.power	Size	LEDs/meter	Cutting unit
D6140-24V-8mm	>90	710LM/m	24V	6.6W/m	5000X8X12mm	140LEDs	7LEDs/50mm



BS1607 NEW



Basic Parameters

Installation	Ceiling, Trimless recessed
Material	AL6063-T5, spraying surface/ anodizing
Coating	Silver anodized, Black, White
Application	Indoor
IP grade	IP20
Warranty	5 years
Certification	Rohs, Reach

Profile Components

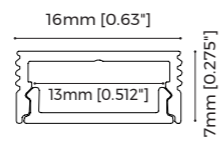
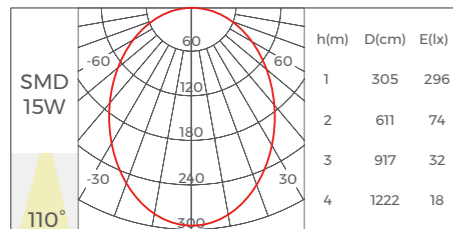
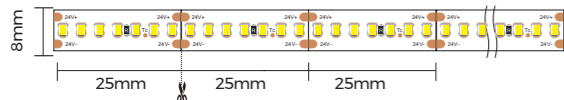
ProfileX1	L2500xW16xH7mm	
DiffuserX1	L2500xW14.49xH3.5mm	
End capX2	EC-BS1607 L16xW7xH7.5mm	
End cap with holeX2	EC-BS1607 L16xW7xH7.5mm	

Installation Accessories

Mounting clip	CP-40 L7.8xW15xH4.45mm	
---------------	---------------------------	--

Light Source

Model	CRI	Lumens ⁽²⁾	Voltage	Typ.power	Size	LEDs/meter	Cutting unit
D6280-24V-8mm	>90	1650 LM/m	24V	15W/m	5000x8x1.3mm	280LEDs	7LEDs/25mm



BS1613 NEW



Basic Parameters

Installation	Ceiling, Trimless recessed
Material	AL6063-T5, spraying surface/ anodizing
Coating	Silver anodized, Black, White
Application	Indoor
IP grade	IP20
Warranty	5 years
Certification	Rohs, Reach

Profile Components

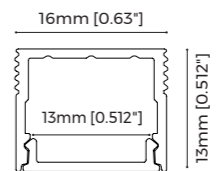
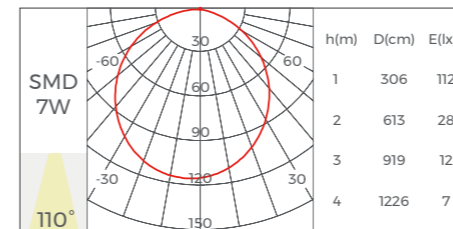
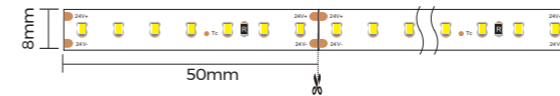
ProfileX1	L2500xW16xH13mm	
DiffuserX1	L2500xW14.49xH3.5mm	
End capX2	EC-BS1613 L16xW13xH7.5mm	
End cap with holeX2	EC-BS1613 L16xW13xH7.5mm	

Installation Accessories

Mounting clip	CP-40 L7.8xW15xH4.45mm	
---------------	---------------------------	--

Light Source

Model	CRI	Lumens ⁽²⁾	Voltage	Typ.power	Size	LEDs/meter	Cutting unit
D6140-24V-8mm	>90	710 LM/m	24V	6.6W/m	5000x8x1.2mm	140LEDs	7LEDs/50mm



BE1010 NEW

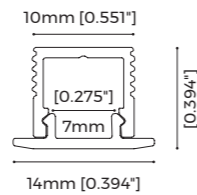


Basic Parameters

Installation	Recessed
Material	AL6063-T5, spraying surface/ anodizing
Coating	Silver anodized, Black, White
Application	Indoor
IP grade	IP20
Warranty	5 years
Certification	Rohs, Reach

Profile Components

ProfileX1	L2500XW10XH8.9mm	
DiffuserX1	L2500XW14XH3.5mm	
End capX2	EC-BE1010 L4XW10XH10.5mm	
End cap with holeX2	EC-BE1010 L4XW10XH10.5mm	

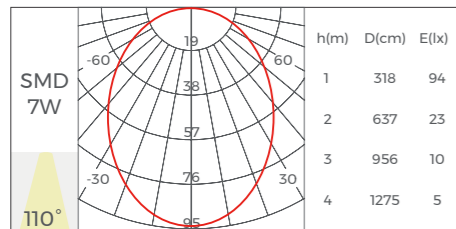
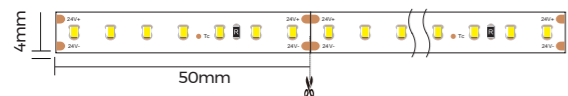


Installation Accessories

Embedded clip	CP-38 L15.8XW24XH8mm	
---------------	-------------------------	--

Light Source

Model	CRI	Lumens ⁽²⁾	Voltage	Typ.power	Size	LEDs/meter	Cutting unit
D6140-24V-4mm	>90	710LM/m	24V	6.6W/m	5000X4X1.2mm	140LEDs	7LEDs/50mm



BE1515 NEW

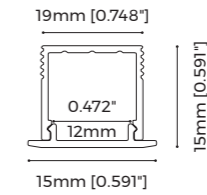


Basic Parameters

Installation	Recessed
Material	AL6063-T5, spraying surface/ anodizing
Coating	Silver anodized, Black, White
Application	Indoor
IP grade	IP20
Warranty	5 years
Certification	Rohs, Reach

Profile Components

ProfileX1	L2500XW15XH13.9mm	
DiffuserX1	L2500XW19XH3.5mm	
End capX2	EC-BE1515 L19XW15XH10.5mm	
End cap with holeX2	EC-BE1515 L19XW15XH10.5mm	

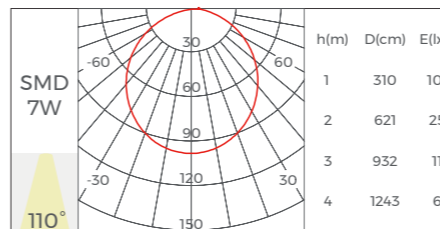
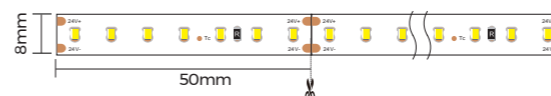


Installation Accessories

Embedded clip	CP-39 L24XW20.79XH8.5mm	
---------------	----------------------------	--

Light Source

Model	CRI	Lumens ⁽²⁾	Voltage	Typ.power	Size	LEDs/meter	Cutting unit
D6140-24V-8mm	>90	710LM/m	24V	6.6W/m	5000X8X1.2mm	140LEDs	7LEDs/50mm



BE2507 NEW

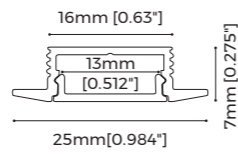


Basic Parameters

Installation	Recessed
Material	AL6063-T5, spraying surface/ anodizing
Coating	Silver anodized, Black, White
Application	Indoor
IP grade	IP20
Warranty	5 years
Certification	Rohs, Reach

Profile Components

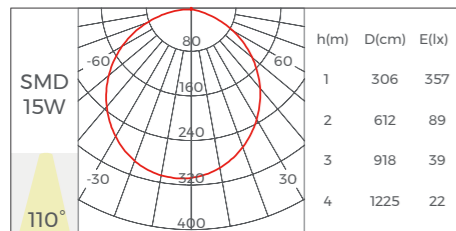
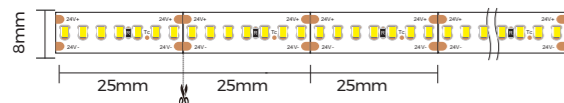
ProfileX1	L2500XW25XxH7mm	
DiffuserX1	L2500XW14.49XxH3.5mm	
End capX2	EC-BE2507 L25XW7XxH1.5mm	
End cap with holeX2	EC-BE2507 L25XW7XxH1.5mm	



Light Source

Flexible Strip ①

Model	CRI	Lumens ②	Voltage	Typ.power	Size	LEDs/ meter	Cutting unit
D6280-24V-8mm	>90	1650 LM/ m	24V	15W/ m	5000X8X1.3mm	280LEDs	7LEDs/25mm



BE2513 NEW

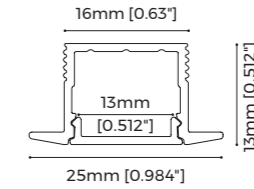


Basic Parameters

Installation	Recessed
Material	AL6063-T5, spraying surface/ anodizing
Coating	Silver anodized, Black, White
Application	Indoor
IP grade	IP20
Warranty	5 years
Certification	Rohs, Reach

Profile Components

ProfileX1	L2500XW25XxH13mm	
DiffuserX1	L2500XW14.49XxH3.5mm	
End capX2	EC-BE2513 L25XW13XxH1.5mm	
End cap with holeX2	EC-BE2513 L25XW13XxH1.5mm	



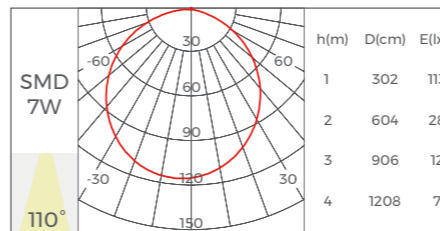
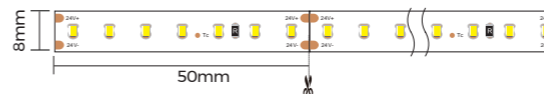
Installation Accessories

Embedded clip	CP-41 L21.79XW20XxH11mm	
---------------	----------------------------	--

Light Source

Flexible Strip ①

Model	CRI	Lumens ②	Voltage	Typ.power	Size	LEDs/ meter	Cutting unit
D6140-24V-8mm	>90	710LM/ m	24V	6.6W/ m	5000X8X1.2mm	140LEDs	7LEDs/50mm



BG1616C NEW

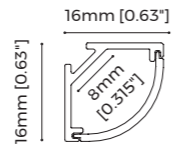


Basic Parameters

Installation	Ceiling
Material	AL6063-T5, spraying surface/ anodizing
Coating	Silver anodized, Black, White
Application	Indoor
IP grade	IP20
Warranty	5 years
Certification	Rohs, Reach

Profile Components

ProfileX1	L2500XW16XH16mm	
DiffuserX1	L2500XW194XH6mm	
End capX2	EC-BG1616C L16XW16XH7.5mm	
End cap with holeX2	EC-BG1616C L16XW16XH7.5mm	




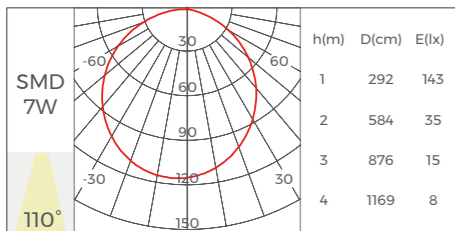
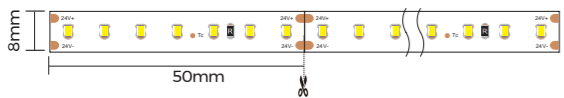
Installation Accessories

Mounting clip	CP-13 L15XW17XH17mm	
---------------	------------------------	--

Light Source

Flexible Strip ①

Model	CRI	Lumens ②	Voltage	Typ.power	Size	LEDs/meter	Cutting unit
D6140-24V-8mm	>90	710LM/m	24V	6.6W/m	5000X8X12mm	140LEDs	7LEDs /50mm





LLS ECO

LLS ECO, of 33-94mm width, supports down/ up&down lighting, pendant, recessed and ceiling installation. It can be cut, spliced and cornered in arbitrary length to form all kinds of creative styles, great flexibility in application.

Product List

Model	Diagram	Product Size(Mm)	Installation Method	Exterior Color	Standard Splicing bar	Splicing Corner	Dedicated Light Source
BS3360		2500×33×60					DL8160-24V-8mm
BS5470		2500×54×70					DL8280-24V-18mm
BS7977		2500×79×77					DL8280-24V-30mm
BH3360		2500×33×60					Up: DL880-24V-8mm Down: DL8160-24V-8mm
BH5470		2500×54×70					Up: DL8160-24V-8mm Down: DL8280-24V-18mm
BH7977		2500×79×77					Up: DL8160-24V-8mm Down: DL8280-24V-30mm
BE5535		2500×55×35					DL8160-24V-8mm
BE6935		2500×69×35					DL8280-24V-18mm
BE9435		2500×94×35					DL8280-24V-30mm

Light Source for LLS ECO

* All ErP information are reference to commission regulation(EU) 2019/2020
* ErP level may be different according to the CCT and CRI, the specific ErP level shall be subject to the specifications

Model	Drawing	LEDs/m(pcs)	LEDs/cut	Entry Cable	DC(V)	Max.W/m	Typ.W/m	LM/m(4000K)	CRI	CCT/Color	Size	Package	Adaptive models
Flexible light source													
DL880-24V-8mm		80	8/100mm		24	8.2	7.5	1190	>80 >90	2700 K 3000 K 3500 K 4000 K 5000 K 6500 K	2500x8x1.5mm	2.5M/Roll	Up: BH3360
DL8160-24V-8mm		160	850mm		24	16.5	15	2015	>80 >90	2700 K 3000 K 3500 K 4000 K 5000 K 6500 K	2500x8x1.5mm	2.5M/Roll	Up: BH5470/BH797 Down: BS3360/BH3360/BE5535
DL8280-24V-18mm		280	14/50mm		24	27.5	25	3400	>80 >90	2700 K 3000 K 3500 K 4000 K 5000 K 6500 K	2500x18x1.5mm	2.5M/Roll	Down: BS5470/BH5470/BE6935
DL8280-24V-30mm		280	14/50mm		24	33	30	4080	>80 >90	2700 K 3000 K 3500 K 4000 K 5000 K 6500 K	2500x30x1.5mm	2.5M/Roll	Down: BS7977/BH797/BE9435

Model	Drawing	Size L*W*H(mm)	Input Voltage	Input Current	Output Voltage	Output Current	Output Power	Power Factor	Power Efficiency	Certification
DALI dimming driver										
LV30W24 DALI		230×30×21mm	200-240VAC	0.18A Max	DC24V	1.25A Max	30W	0.92	83%	CE, ENEC
BK-DGV060-24V0D		285×30×21mm	200-240VAC	0.35A Max	DC24V	2.5A Max	60W	0.95	90%	CE, ENEC
BK-DGV100-24V0D		355×30×21mm	200-240VAC	0.7A Max	DC24V	4A Max	100W	0.95	91%	CE, ENEC
1-10V dimming driver										
LV30W24 1-10		230*30*21mm	200-240VAC	0.18A Max	DC24V	1.25A Max	30W	0.92	83%	CE, ENEC
BK-MGV060-24V0M		285*30*21mm	200-240VAC	0.35A Max	DC24V	2.5A Max	60W	0.95	89%	CE, ENEC
BK-MGV100-24V0M		355*30*21mm	200-240VAC	0.7A Max	DC24V	4A Max	100W	0.95	91%	CE, ENEC
Non-dimming driver										
BN-V24-030P-V1		261*30*17mm	220-240VAC	0.24A Max	DC24V	1.25A Max	30W	0.95	85%	CE
BN-V24-060P-V1		329*30*17mm	220-240VAC	0.46A Max	DC24V	2.5A Max	60W	0.95	89%	CE
BN-V24-100P-V1		365*30*18mm	220-240VAC	0.78A Max	DC24V	4.17A Max	100W	0.95	91%	CE

BS3360



Basic Parameters

Installation	Pendant, Ceiling, wall-mounted, Trimless recessed
Lighting direction	Downward
Material	AL6063-T5,spraying surface/anodizing
Coating	Silver anodized,Black,White
Application	Indoor
IP grade	IP20
Warranty	5 years
Certification	Rohs, Reach

Profile Components

Profile & Carrier *1	L2500*W33*H60mm	
Diffuser	L2500*W26.6*H10.2mm	
End Cap	EC-BS3360 L33*W60*H10.5mm	

Installation Accessory

Pendant Cable (with junction box)	PY-D	
Pendant Cable	PN-D	
Pendant Rod	PG-I	
Ceiling accessory	CP-42 25.8x20x8.6mm	
Integrated Wiring Accessory	Dimming solution model CM-03 CM-06 Non-dimming solution model CM-04 CM-05	

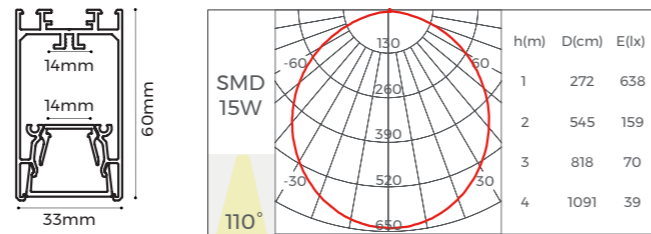
Interconnection Accessory

Splicing Bar	EX-38 150X30X34.5mm	
Whole Luminaire Splicing Bar	EX-41 110X11.5X11.7mm	

Corners

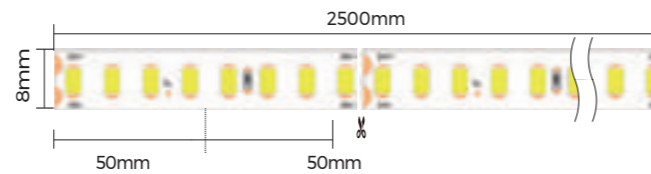
L shape	L90-BS3360 150X150X60mm	
L shape (inward)	L90N-BS3360 150X150X33mm	
L shape (outward)	L90W-BS3360 150X150X33mm	
T shape	T90-BS3360 300X166.5X60mm	
X shape	X90-BS3360 300X300X60mm	

* None of the three corners contains light sources.



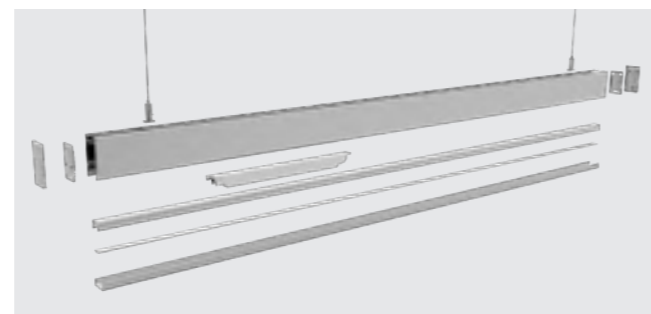
Light Source

Model	CRI	Lumens②	Voltage	Typ. Power	Dimension	LEDs/m	Cutting unit
DL8160-24V-8mm	>80 >90	2015LM/m	24V	15W/m	2500x8x1.5mm	160LEDs	8LEDs/50mm



Power Supply

Model	Size	Power Type	Output Power	Diagram
BN-V24-060P-V1	261X30X17mm	Non-dimming	60W	
BK-DCV060-24V0D	285X30X21mm	DALI dimming	60W	
BK-MCV100-24V0M	285*30*21mm	1-10V dimming	60W	



BS5470



Basic Parameters

Installation	Pendant, Ceiling, wall-mounted, Trimless recessed
Lighting direction	Downward
Material	AL6063-T5,spraying surface/anodizing
Coating	Silver anodized,Black,White
Application	Indoor
IP grade	IP20
Warranty	5 years
Certification	Rohs, Reach

Profile Components

Profile & Carrier *1	L2500*W54*H70mm	
Diffuser	L2500*W48.8*H5.9mm	
End Cap	EC-BS5470 L54*W70*H10.5mm	

Installation Accessory

Pendant Cable (with junction box)	PY-D	
Pendant Cable	PN-D	
Trimless recessed accessory	RE-03 110X25X82mm	
Ceiling accessory	CL-06 90.5X54X5.9mm	
Pendant Rod	PG-I	
Integrated Wiring Accessory	Dimming solution model CM-03 CM-06 Non-dimming solution model CM-04 CM-05	

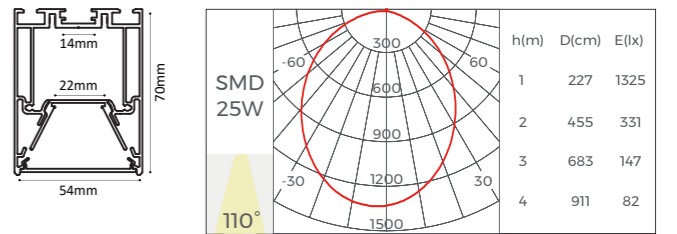
Interconnection Accessory

Splicing Bar	EX-39 150X37.2X29.8mm	
Whole Luminaire Splicing Bar	EX-41 110X11.5X11.7mm	

Corners

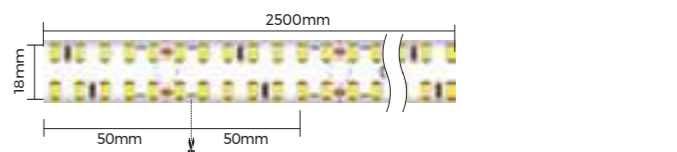
L shape	L90-BS5470 150X150X70mm	
L shape (inward)	L90N-BS5470 150X150X54mm	
L shape (outward)	L90W-BS5470 150X150X54mm	
T shape	T90-BS5470 300X177X70mm	
X shape	X90-BS5470 300X300X70mm	

* None of the three corners contains light sources.




Light Source

Model	CRI	Lumens②	Voltage	Typ. Power	Dimension	LEDs/m	Cutting unit
DL8280-24V-18mm	>80 >90	3400LM/m	24V	25W/m	2500x18x1.5mm	280LEDs	14LEDs/50mm



Power Supply

Model	Size	Power Type	Output Power	Diagram
BN-V24-100P-V1	365*30*18mm	Non-dimming	100W	
BK-DGV100-24V0D	355*30*21mm	DALI dimming	100W	
BK-MCV100-24V0M	355*30*21mm	1-10V dimming	100W	



BS7977



Basic Parameters

Installation	Pendant, Ceiling, Trimless recessed
Lighting direction	Downward
Material	AL6063-T5,spraying surface/anodizing
Coating	Silver anodized,Black,White
Application	Indoor
IP grade	IP20
Warranty	5 years
Certification	Rohs, Reach

Profile Components

Profile & Carrier *1	L2500*W79*H77mm	
Diffuser	L2500*W62*H26.4mm	
End Cap	EC-BS7977 L79*W77*H10mm	

Installation Accessory

Pendant Cable (with junction box)	PY-D	
Pendant Cable	PN-D	
Pendant Rod	PG-I	
Trimless recessed accessory	RE-04 135.4x25x90mm	
Ceiling accessory	CL-09 126x54x5.9mm	
Integrated Wiring Accessory	Dimming solution model CM-03 CM-06 Non-dimming solution model CM-04 CM-05	

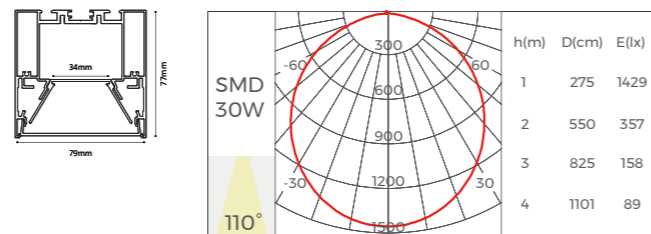
Interconnection Accessory

Splicing Bar	EX-40 150x49.2x32.9mm	
Whole Luminaire Splicing Bar	EX-41 110x11.5x11.7mm	

Corners


L shape	L90-BS7977 150x150x77mm	
L shape (inward)	L90N-BS7977 150x150x79mm	
L shape (outward)	L90W-BS7977 150x150x79mm	
T shape	T90-BS7977 300x189.5x77mm	
X shape	X90-BS7977 300x300x77mm	

* None of the three corners contains light sources.




Light Source

Model	CRI	Lumens②	Voltage	Typ. Power	Dimension	LEDs/m	Cutting unit
DL8280-24V-30mm	>80 >90	4100LM/m	24V	30 W/m	2500x30x1.5mm	280LEDs	14LEDs/50mm



Power Supply

Model	Size	Power Type	Output Power	Diagram
BN-V24-100P-V1	365*30*18mm	Non-dimming	100W	
BK-DGV100-24V0D	355*30*21mm	DALI dimming	100W	
BK-MCV100-24V0M	355*30*21mm	1-10V dimming	100W	



BH3360 NEW



Basic Parameters

Installation	Pendant
Lighting direction	Upward&downward
Material	AL6063-T5,spraying surface/anodizing
Coating	Silver anodized,Black,White
Application	Indoor
IP grade	IP20
Warranty	5 years
Certification	Rohs, Reach

Profile Components

Profile & Carrier *1	L2500*W33*H60mm	
Diffuser	L2500*W26.6*H10.2mm	
End Cap	EC-BS3360 L33*W60*H5.5	

Installation Accessory

Pendant Cable (with junction box)	PY-D	
Pendant Cable	PN-D	
Pendant clip	CP-33 21.7x20x72mm	
Integrated Wiring Accessory	Dimming solution model CM-03 CM-06 Non-dimming solution model CM-04 CM-05	

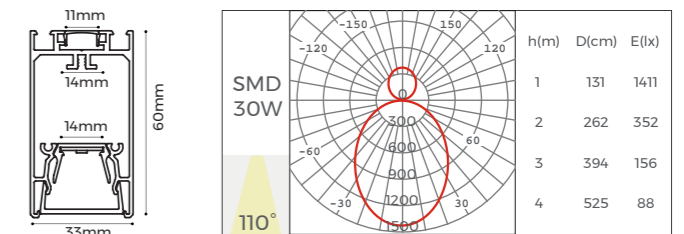
Interconnection Accessory

Splicing Bar	EX-38 150x30x34.5mm	
Whole Luminaire Splicing Bar	EX-41 110x11.5x11.7mm	

Corners

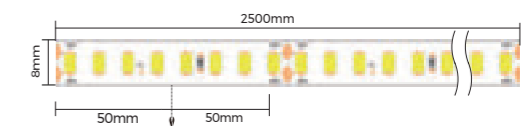
L shape	L90-BH3360 150x150x60mm	
T shape	T90-BH3360 300x189.5x60mm	
X shape	X90-BH3360 300x300x60mm	

* None of the three corners contains light sources.



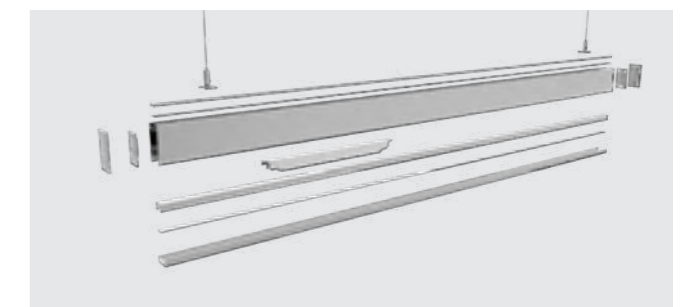
Light Source

Model	CRI	Lumens②	Voltage	Typ. Power	Dimension	LEDs/m	Cutting unit
Down-DL8160-24V-8mm	>80 >90	2015LM/m	24V	15W/m	2500x8x1.5mm	160LEDs	8LEDs/50mm
UP-DL880-24V-8mm	>80 >90	1015LM/m	24V	15W/m	2500x8x1.5mm	160LEDs	8LEDs/100mm



Power Supply

Model	Size	Power Type	Output Power	Diagram
BN-V24-100P-V1	365*30*18mm	Non-dimming	100W	
BK-DGV100-24V0D	355*30*21mm	DALI dimming	100W	
BK-MCV100-24V0M	355*30*21mm	1-10V dimming	100W	



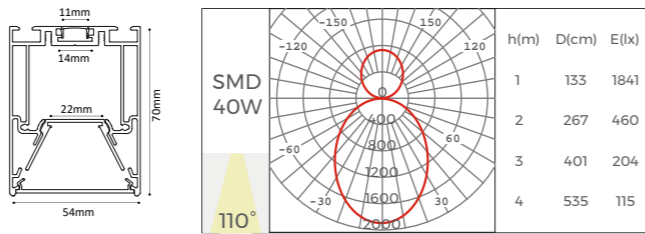


Basic Parameters

Installation	Pendant
Lighting direction	Upward&downward
Material	AL6063-T5,spraying surface/anodizing
Coating	Silver anodized,Black,White
Application	Indoor
IP grade	IP20
Warranty	5 years
Certification	Rohs, Reach

Profile Components

Profile & Carrier *1	L2500*W54*H70mm
Diffuser	L2500*W48.8*H5.6mm
End Cap	EC-BS5470 L54*W70*H10.5mm



Installation Accessory

Pendant Cable (with junction box)	PY-D
Pendant Cable	PN-D
Pendant rod	PG-I
Pendant clip	CP-16 37X20X7mm
Integrated Wiring Accessory	Dimming solution model CM-03 CM-06 Non-dimming solution model CM-04 CM-05

Light Source

Model	CRI	Lumens②	Voltage	Typ. Power	Dimension	LEDs/m	Cutting unit
Down: DL8280-24V-18mm	>80 >90	3400LM/m	24V	25W/m	2500x18x1.5mm	280LEDs	14LEDs/ 50mm
UP: DL8160-24V-8mm	>80 >90	2015LM/m	24V	15W/m	2500x8x1.5mm	160LEDs	8LEDs/ 50mm


Power Supply

Model	Size	Power Type	Output Power	Diagram
BN-V24-100P-V1	365*30*18mm	Non-dimming	100W	
BK-DGV100-24V0D	355*30*21mm	DALI dimming	100W	
BK-MGV100-24V0M	355*30*21mm	1-10V dimming	100W	

Corners

L shape	L90-BH5470 150X150X70mm
T shape	T90-BH5470 300X177X70mm
X shape	X90-BH5470 300X300X70mm

* None of the three corners contains light sources.

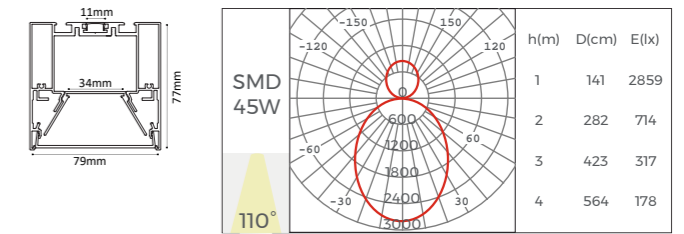


Basic Parameters

Installation	Pendant
Lighting direction	Upward&downward
Material	AL6063-T5,spraying surface/anodizing
Coating	Silver anodized,Black,White
Application	Indoor
IP grade	IP20
Warranty	5 years
Certification	Rohs, Reach

Profile Components

Profile & Carrier *1	L2500*W79*H77mm
Diffuser	L2500*W62*H26.4mm
End Cap	EC-BS7977 L79*W77*H10mm



Installation Accessory

Pendant Cable (with junction box)	PY-D
Pendant Cable	PN-D
Pendant rod	PG-I
Pendant clip	CP-16 37X20X7mm
Integrated Wiring Accessory	Dimming solution model CM-03 CM-06 Non-dimming solution model CM-04 CM-05

Light Source

Model	CRI	Lumens②	Voltage	Typ. Power	Dimension	LEDs/m	Cutting unit
Down: DL8280-24V-30mm	>80 >90	4100LM/m	24V	30 W/m	2500x30x1.5mm	280LEDs	14LEDs/ 50mm
UP: DL8160-24V-8mm	>80 >90	2015LM/m	24V	15W/m	2500x8x1.5mm	160LEDs	8LEDs/ 50mm

Interconnection Accessory

Splicing Bar	EX-40 150X49.2X32.9mm
Whole Luminaire Splicing Bar	EX-41 110X11.5X11.7mm


Corners

L shape	L90-BH7977 150X150X77mm
T shape	T90-BH7977 300X177X77mm
X shape	X90-BH7977 300X300X77mm

* None of the three corners contains light sources.

Power Supply

Model	Size	Power Type	Output Power	Diagram
BN-V24-100P-V1	365*30*18mm	Non-dimming	100W	
BK-DGV100-24V0D	355*30*21mm	DALI dimming	100W	
BK-MGV100-24V0M	355*30*21mm	1-10V dimming	100W	



BE5535 NEW



Basic Parameters

Installation	Recessed
Lighting direction	Downward
Material	AL6063-T5, spraying surface/anodizing
Coating	Silver anodized, Black, White
Application	Indoor
IP grade	IP20
Warranty	5 years
Certification	Rohs, Reach

Profile Components

Profile & Carrier *1	L2500*W55*H35mm	
Diffuser	L2500*W34.8*H5.7mm	
End Cap	EC-BE5535 L55*W35*H15mm	

Installation Accessory

Recessed Accessory	RB-02 L68.5xW35xH51.6mm	
Integrated Wiring Accessory	Dimming solution model CM-03 CM-06 Non-dimming solution model CM-04 CM-05	

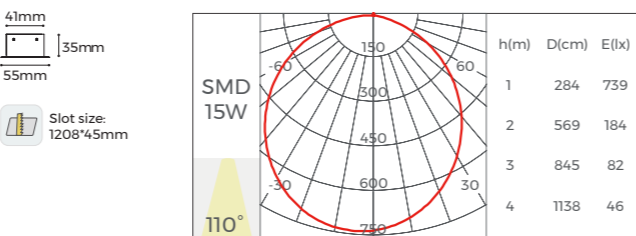
Interconnection Accessory

Splicing Bar	EX-17 50X9X22.5mm	
--------------	----------------------	--

Corners

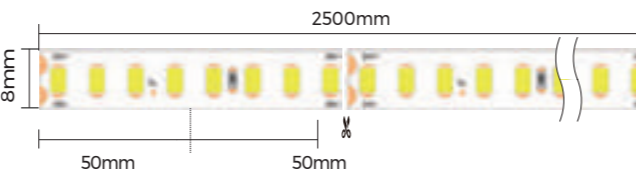
L shape	L90-BE5535 150X150X35mm	
L shape (inward)	L90N-BE5535 150X150X55mm	
L shape (outward)	L90W-BE5535 150X150X69mm	
T shape	T90-BE5535 300X184.5X35mm	
X shape	X90-BE5535 300X300X35mm	

* None of the three corners contains light sources.



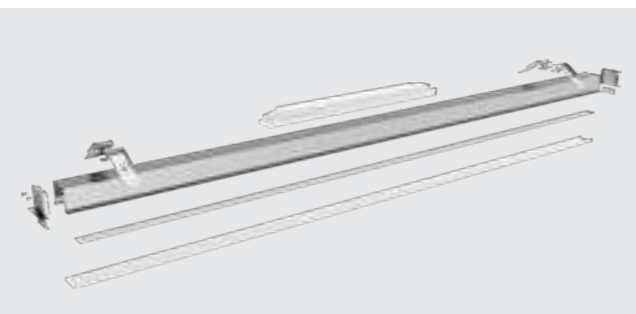
Light Source

Flexible LED strip							
Model	CRI	Lumens②	Voltage	Typ. Power	Dimension	LEDs/m	Cutting unit
DL8160-24V-8mm	>80 >90	2015LM/m	24V	15W/m	2500x8x1.5mm	160LEDs	8LEDs/50mm



Power Supply

Model	Size	Power Type	Output Power	Diagram
BN-V24-060P-V1	261X30X17mm	Non-dimming	60W	
BK-DCV060-24V0D	285X30X21mm	DALI dimming	60W	
BK-MGV100-24V0M	285*30*21mm	1-10V dimming	60W	



BE6935 NEW



Basic Parameters

Installation	Recessed
Lighting direction	Downward
Material	AL6063-T5, spraying surface/anodizing
Coating	Silver anodized, Black, White
Application	Indoor
IP grade	IP20
Warranty	5 years
Certification	Rohs, Reach

Profile Components

Profile & Carrier *1	L2500*W69*H35mm	
Diffuser	L2500*W48.8*H5.9mm	
End Cap	EC-BE6935 L69*W35*H15mm	

Installation Accessory

Recessed Accessory	RB-02 L68.5xW35xH51.6mm	
Integrated Wiring Accessory	Dimming solution model CM-03 CM-06 Non-dimming solution model CM-04 CM-05	

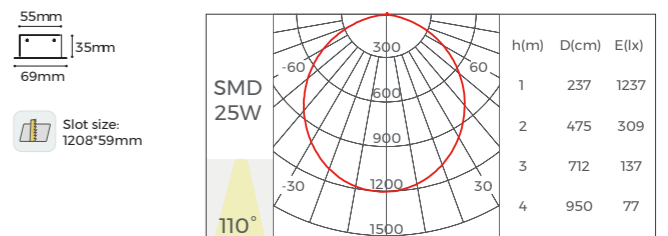
Interconnection Accessory

Splicing Bar	EX-17 50X9X22.5mm	
--------------	----------------------	--

Corners

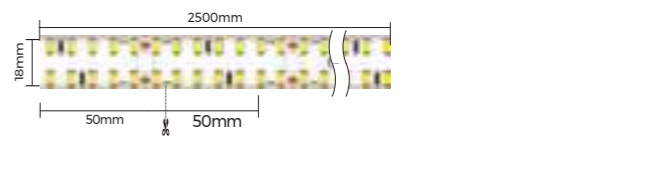
L shape	L90-BE6935 150X150X35mm	
L shape (inward)	L90N-BE6935 150X150X69mm	
L shape (outward)	L90W-BE6935 150X150X69mm	
T shape	T90-BE6935 300X184.5X35mm	
X shape	X90-BE6935 300X300X35mm	

* None of the three corners contains light sources.



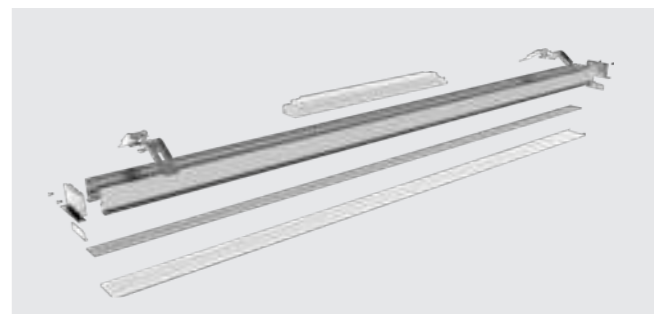
Light Source

Flexible LED strip							
Model	CRI	Lumens②	Voltage	Typ. Power	Dimension	LEDs/m	Cutting unit
DL8280-24V-18mm	>80 >90	3400LM/m	24V	25W/m	2500x18x1.5mm	280LEDs	14LEDs/50mm



Power Supply

Model	Size	Power Type	Output Power	Diagram
BN-V24-100P-V1	365*30*18mm	Non-dimming	100W	
BK-DGV100-24V0D	355*30*21mm	DALI dimming	100W	
BK-MGV100-24V0M	355*30*21mm	1-10V dimming	100W	



BE9435 NEW



Profile Components

Profile & Carrier *1	L2500*W94*H35mm	
Diffuser	L2500*W62*H26.4mm	
End Cap	EC-BE9435 L94*W35*H15mm	

Installation Accessory

Recessed Accessory	RB-02 L68.5xW35xH51.6mm	
Integrated Wiring Accessory	Dimming solution model CM-03 CM-06 Non-dimming solution model CM-04 CM-05	

Interconnection Accessory

Splicing Bar	EX-17 50X9X22.5mm	
--------------	----------------------	--

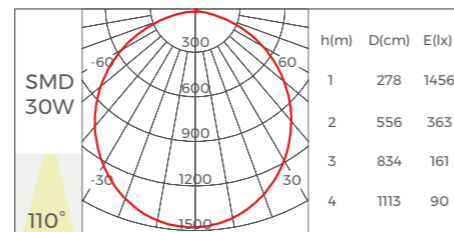
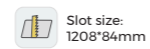
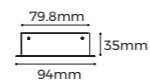
Corners

L shape	L90-BE9435 150X150X35mm	
L shape (inward)	L90N-BE9435 150X150X94mm	
L shape (outward)	L90W-BE9435 150X150X94mm	
T shape	T90-BE9435 300X184.5X35mm	
X shape	X90-BE9435 300X300X35mm	

*None of the three corners contains light sources.

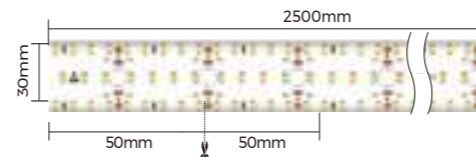
Basic Parameters

Installation	Recessed
Lighting direction	Downward
Material	AL6063-T5,spraying surface/anodizing
Coating	Silver anodized,Black,White
Application	Indoor
IP grade	IP20
Warranty	5 years
Certification	Rohs, Reach




Light Source

Model	CRI	Lumens②	Voltage	Typ. Power	Dimension	LEDs/m	Cutting unit
DL8280-24V-30mm	>80 >90	4100LM/m	24V	30 W/m	2500x30x1.5mm	280LEDs	14LEDs/ 50mm



Power Supply

Model	Size	Power Type	Output Power	Diagram
BN-V24-100P-V1	365*30*18mm	Non-dimming	100W	
BK-DCV100-24V0D	355*30*21mm	DALI dimming	100W	
BK-MGV100-24V0M	355*30*21mm	1-10V dimming	100W	

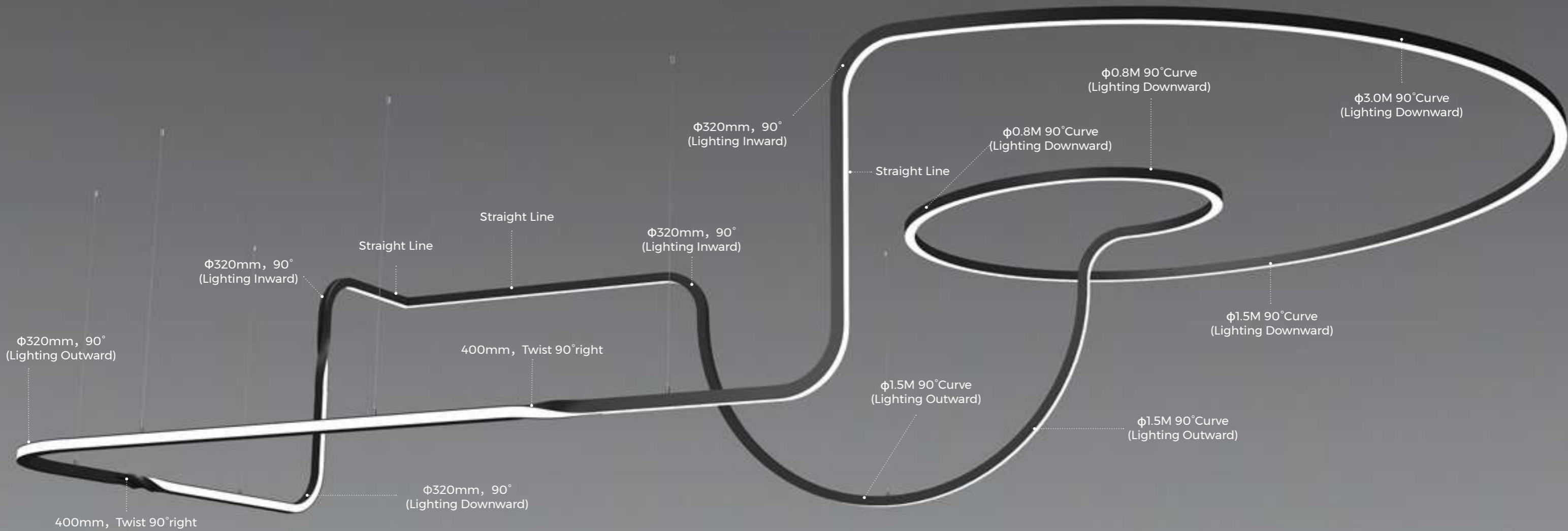




LLS-C

LLS-C, of 35/ 55mm luminous surface, is available in 320-3000mm diameters and 45°/ 90° radians. It can be spliced with 20m/ roll flexible diffuser and twisted 90°/ 180° to form creative 3D styling.


Features



Modular design:
8 modules can be combined and interconnected freely according to the spatial design.



Circular Application:
Can be interconnected into circular shape with different diameters.



Curve Application:
Can be interconnected into curves with different radii.



Lighting upward&Downward:
AH5060 series can achieve lighting upward&Downward.



Flexible diffuser:
20m/ roll flexible diffuser, can achieve ultra-long leak-proof application in 3D space without needs of splicing. Different radii share the same diffuser.

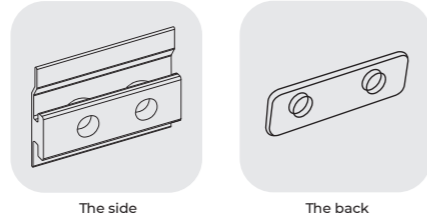


Leak-proof splicing:
Brand-new splicing bars, convenient to use and can achieve leak-proof lighting effect.

Curve Lighting Solution

AS3535 Series

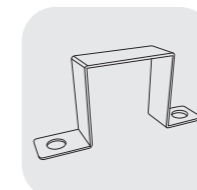
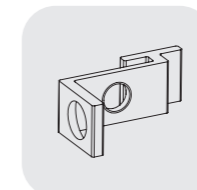
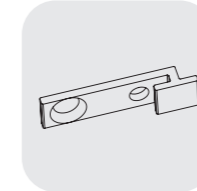
Connectors



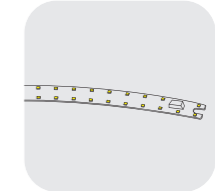
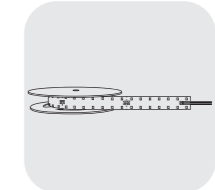
Profile



Installation accessories



Light source



Diffuser




Application

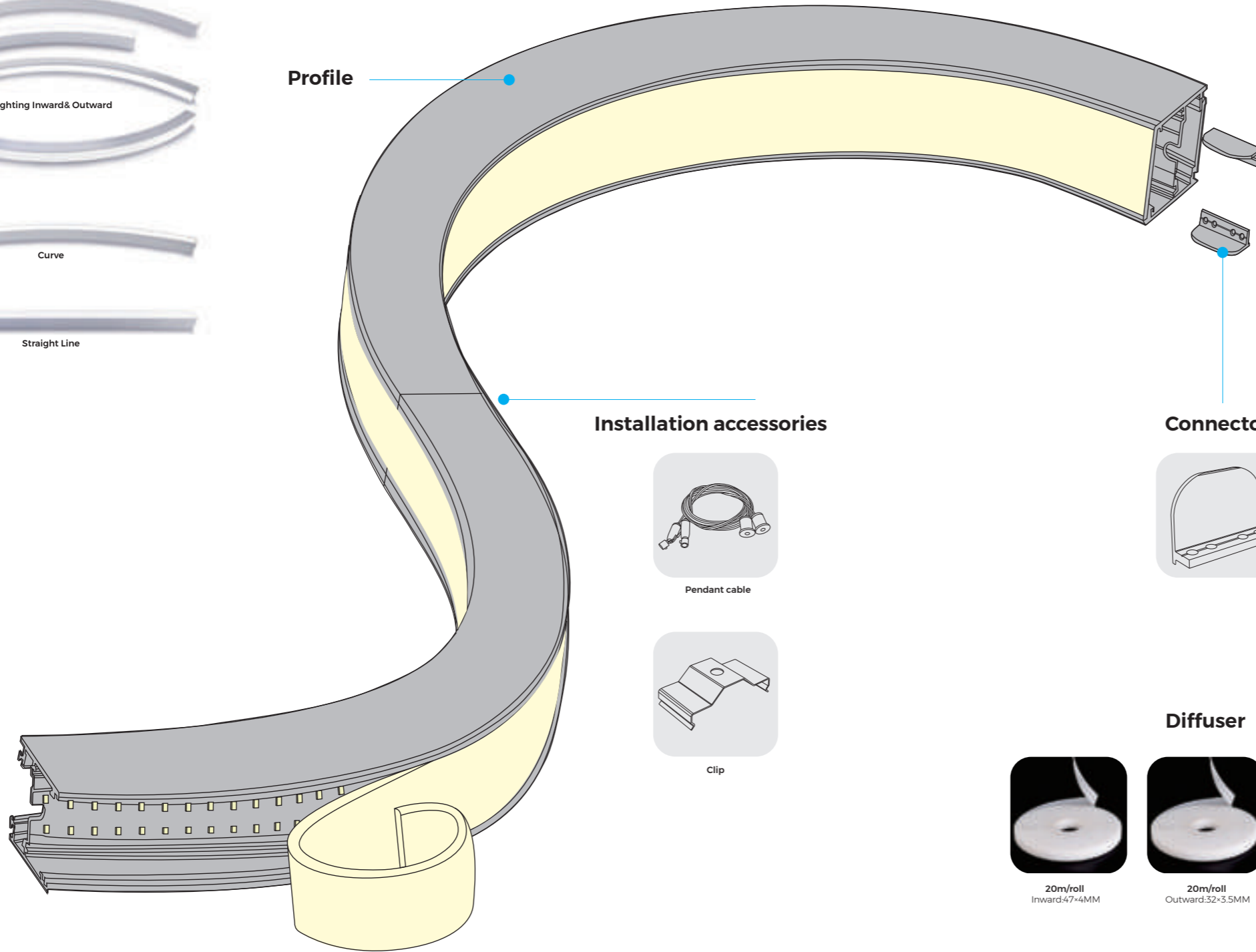
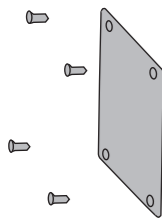


Curve Lighting Solution

AH5060 Series



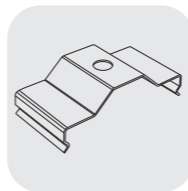
Profile



Installation accessories



Pendant cable



Clip

Connectors



Diffuser



20m/roll
Inward:47*4MM



20m/roll
Outward:32*3.5MM



Suitable for all series

Application



Circular

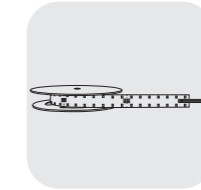


Curve

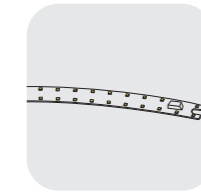


3D

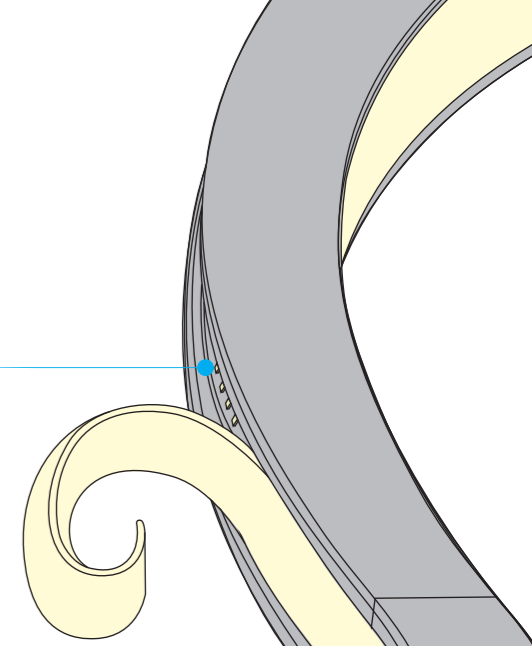
Light source



Flexible strip


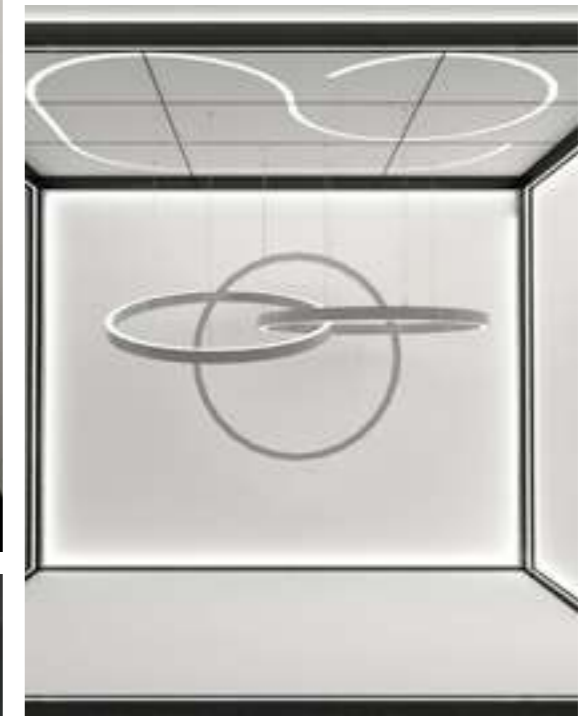
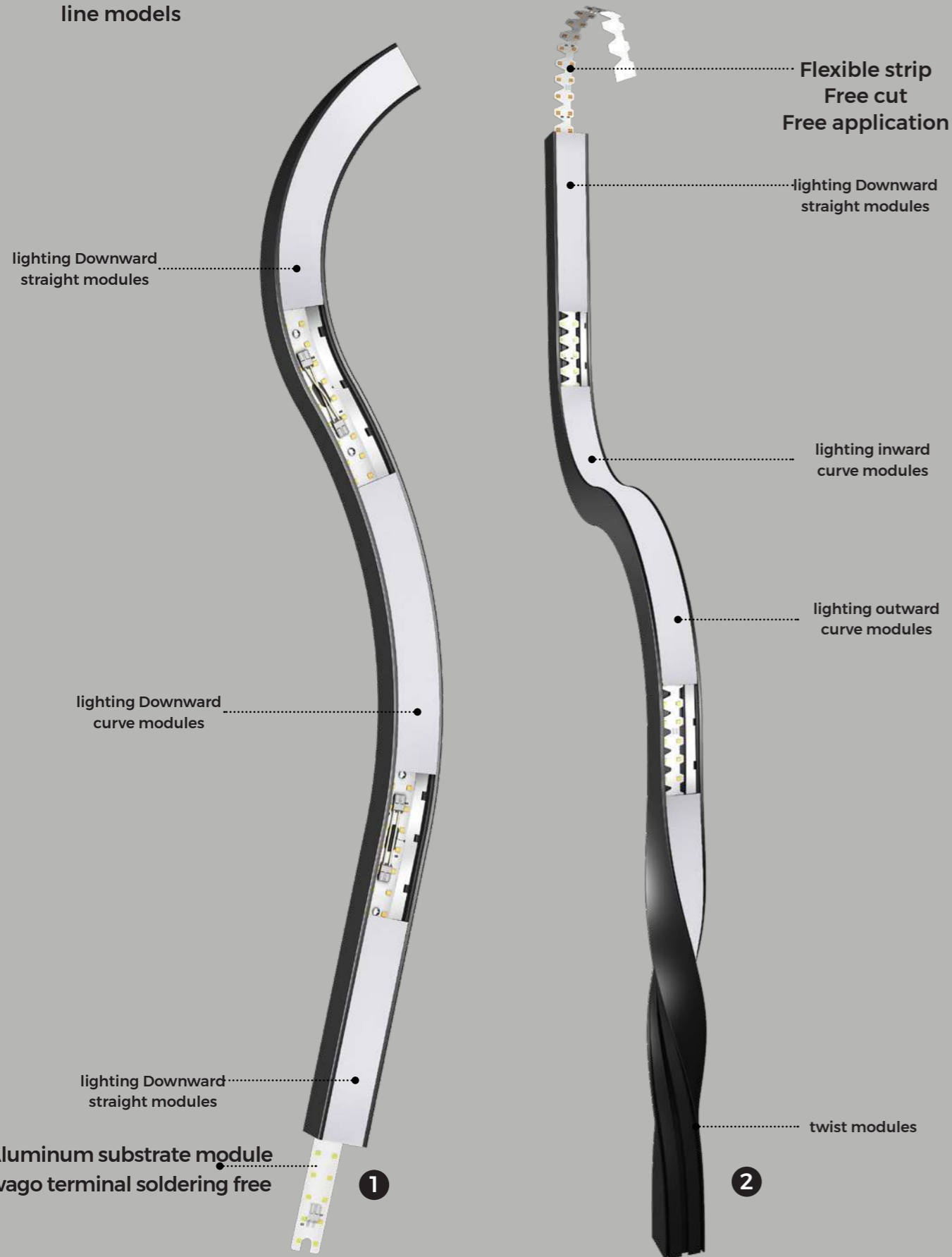


Rigid Module



Light Source Solution




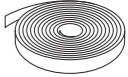



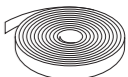



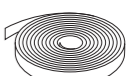



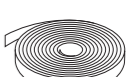








- 1 Equipped with aluminum substrate module, suitable for Downward lighting and straight line models
- 2 5M/ reel flexible strips, suitable for inward/ Downward lighting, twisted and straight line models



Product List

Model	Diagram	Size WxH(mm),mm,Angle	Installation	Coating ^①	Lighting direction	Light source	Suitable diffuser
AS3535 Series							
AS3535-03A90		35X35, D320 90°			Downward	DY8160-24V-20mm-03A90	
AS3535-03N90		35X35, D320 90°			Inward	DS8160-24V-15MM DMA120-24V-15MM DA168-24V-15MM DS8320-24V-15MM	
AS3535-03W90		35X35, D320 90°			Outward	DS8160-24V-15MM DMA120-24V-15MM DA168-24V-15MM DS8320-24V-15MM	
AS3535-04T90L		35X35X400			twist 90° left	DS8160-24V-15MM DMA120-24V-15MM DA168-24V-15MM DS8320-24V-15MM	
AS3535-04T90R		35X35X400			twist 90° right	DS8160-24V-15MM DMA120-24V-15MM DA168-24V-15MM DS8320-24V-15MM	
AS3535-05T180		35X35X500			twist 180°	DS8160-24V-15MM DMA120-24V-15MM DA168-24V-15MM DS8320-24V-15MM	
AS3535-08A45/90		35x35, D800 45°/ 90°			Downward	DY8160-24V-20mm-08A45	
AS3535-15A45/90		35x35, D1500 45°/ 90°			Downward	DY8160-24V-20mm-15A45	
AS3535-30A45		35x35, D3000 45°			Downward	DY8160-24V-20mm-30A23	
AS3535-2500		35x35x2500			Downward	DY8160-24V-20MM DS8160-24V-15MM DMA120-24V-15MM DA168-24V-15MM DS8320-24V-15MM	
AS3535-15N90		35x35, D1500 90°			Inward	DS8160-24V-15MM DMA120-24V-15MM DA168-24V-15MM DS8320-24V-15MM	
AS3535-15W90		35x35, D1500 90°			Outward	DS8160-24V-15MM DMA120-24V-15MM DA168-24V-15MM DS8320-24V-15MM	

Product List

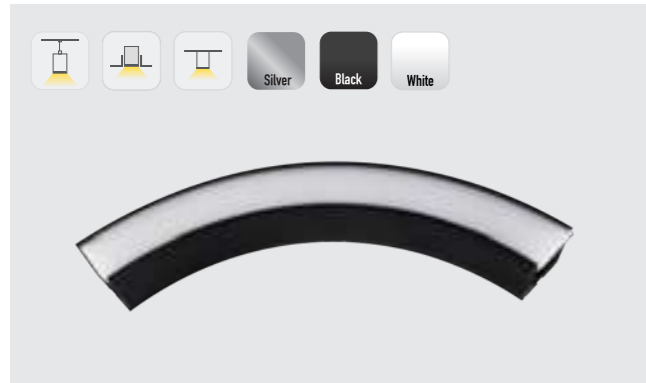
Model	Diagram	Size WxH(mm),mm,Angle	Installation	Coating①	Lighting direction	Light source	Suitable diffuser
AH5060 Series							
AH5060-10A45/90		50x60, D1000 45°/ 90°			Upward&Downward	DY8160-24V-20mm-10A45	
AH5060-15A45/90		50x60, D1500 45°/ 90°			Upward&Downward	DY8160-24V-20mm-15A45	
AH5060-30A45		50x60, D3000 45°			Upward&Downward	DY8160-24V-20mm-30A23	
AH5060-2500		50x60x2500			Upward&Downward	DY8160-24V-20mm DS8160-24V-15MM DMA120-24V-15MM DA168-24V-15MM DS8320-24V-15MM	
AH5060-15N90		50x60, D1500 90°			Inward&Outward	DS8160-24V-15MM DMA120-24V-15MM DA168-24V-15MM DS8320-24V-15MM	
AH5060-15W90		50x60, D1500 90°			Inward&Outward	DS8160-24V-15MM DMA120-24V-15MM DA168-24V-15MM DS8320-24V-15MM	

Light Source for LLS-C

* All ErP information are reference to commission regulation(EU) 2019/ 2020
 * ErP level may be different according to the CCT and CRI, the specific ErP level shall be subject to the specifications

Model	Diagram	LEDs	LEDs/ cut	Entry Cable	DC(V)	Max.	Typ.	ErP*	LM(4000K)	CRI	CCT/ Color	Size	Package	Suitable profile	
Flexible light source															
DS8160-24V-15mm		160/m	8/ 50mm		24	21.1W/ m	19.2W/ m	✓	2880LM/ m	>80 >90	2700 K 3000 K 3500 K 4000 K 5000 K 6500 K	5000x15x1.5mm	5M/ Roll	AS3535-15N90 AS3535-15W90 AH5060-15N90	
DMA120-24V-15mm		120/m	6/ 50mm		24	27W/ m	25W/ m	✓	720LM/ m	>80	RGB	5000x15x1.5mm	5M/ Roll	AS3535-03N90 AS3535-03W90 AS3535-2500	
DS8320-24V-15MM		320/m	8/ 50mm		24	21.1W/ m	19.2W/ m	✓	2880LM/ m	>80 >90	2700 K 6500 K	4000x15x1.5mm	4M/ Roll	AS3535-04T90L AS3535-04T90R AS3535-05T180 AH5060-2500	
DA168-24V-15MM		168/m	6/ 35.7mm		24	22W/ m	20W/ m	✓	815LM/ m	>80	R G B	4000x15x1.5mm	4M/ Roll		
Rigid module															
DY8160-24V-20mm		80/ pcs	16/100mm		24	10.6W/ pcs	9.6/ Wpcs	✓	1440LM/ pcs	>80	2700 K 3000 K 3500 K 4000 K 5000 K 6500 K	499x20x5.8mm	20pcs/ Set	AS3535-2500 AH5060-2500	
DY8160-24V-20MM-03A90		48/ pcs	16		24	6W/ pcs	5.4W/ pcs	✓	810LM/ pcs	>80	2700 K 3000 K 3500 K 4000 K 5000 K 6500 K		8PCS/ SET	AS3535-03A90	
DY8160-24V-20mm-08A45		48/ pcs	16		24	6.4W/ pcs	5.8W/ pcs	✓	870LM/ pcs	>80	2700 K 3000 K 3500 K 4000 K 5000 K 6500 K		8pcs/ Set	AS3535-08A45 AS3535-08A90	
DY8160-24V-20mm-10A45		64/ pcs	16		24	8.3W/ pcs	7.5W/ pcs	✓	1125LM/ pcs	>80	2700 K 3000 K 3500 K 4000 K 5000 K 6500 K		10pcs/ Set	AH5060-10A45 AH5060-10A90	
DY8160-24V-20mm-15A45		96/ pcs	16		24	12.8W/ pcs	11.6W/ pcs	✓	1740LM/ pcs	>80	2700 K 3000 K 3500 K 4000 K 5000 K 6500 K		10pcs/ Set	AS3535-15A45 AS3535-15A90 AH5060-15A45 AH5060-15A90	
DY8160-24V-20mm-30A23		96/ pcs	16		24	12.8W/ pcs	11.6W/ pcs	✓	1740LM/ pcs	>80	2700 K 3000 K 3500 K 4000 K 5000 K 6500 K		10pcs/ Set	AS3535-30A45 AH5060-30A45	

AS3535-03A90

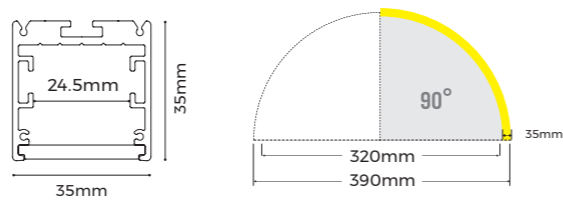


Basic Parameters

Installation	Pendant, Ceiling, Trimless recessed
Lighting direction	Downward
Material	AL6063-T5, spraying surface
Coating	Silver, Black, White
Application	Indoor
IP grade	IP20
Warranty	5 years
Certification	Rohs, Reach

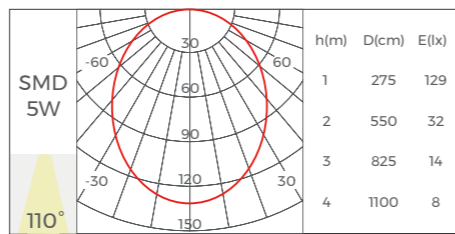
Profile components

Profile	AS3535-03A90 35x35mm, D320mm, 90°	
Diffuser	CV-AS3535FD L20000xW32xH3.5mm	
End cap	EC-AS3535 35x35x1.5mm	




Installation Accessory

Pendant cable	PN-W	
Pendant cable (wire and pendant cable in one)	PE-K	
Mounting clip	CL-05	
Screw set	CL-01 M3.5x40mm	
Trimless recessed accessory	RE-13 78x34x15mm	

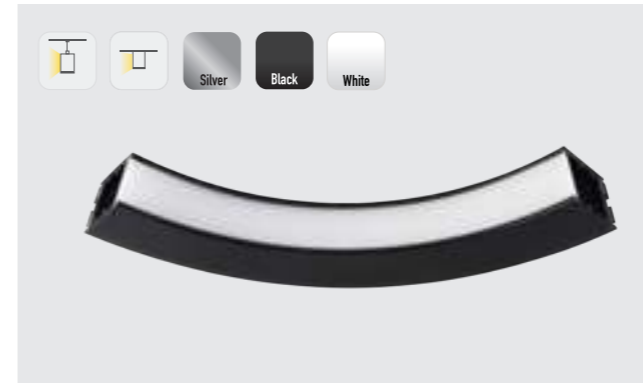


Light Source

Model	CRI	Lumens (4000K)	Voltage	Typ.power	Size	LEDs/ pcs	Cutting unit
DY8160-24V-20mm-03A90	>80 >90	810LM/M	24V	5.4W/m	D320x90°x20x5.8mm	48LEDs	16LEDs



AS3535-03N90

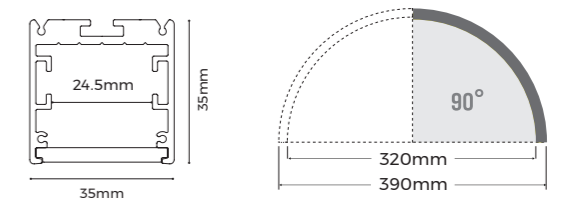


Basic Parameters

Installation	Pendant, Ceiling
Lighting direction	Inward
Material	AL6063-T5, spraying surface
Coating	Silver, Black, White
Application	Indoor
IP grade	IP20
Warranty	5 years
Certification	Rohs, Reach

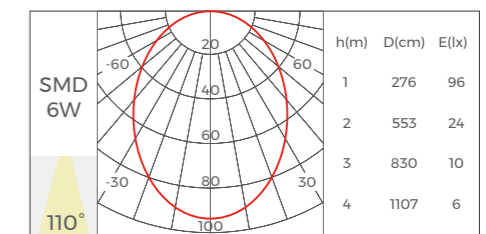
Profile components

Profile	AS3535-03N90 35x35mm, D320mm, 90°	
Diffuser	CV-AS3535FD L20000xW32xH3.5mm	
End cap	EC-AS3535 35x35x1.5mm	



Installation Accessory

Pendant cable	PN-W	
Pendant cable (wire and pendant cable in one)	PE-K	
Mounting clip	CL-04	
Screw set	CL-01 M3.5x40mm	



Light Source


Model	CRI	Lumens (4000K)	Voltage	Typ.power	Size	LEDs/ m	Cutting unit
DS8160-24V-15mm	>80 >90	2880LM/M	24V	19.2W/m	5000x15x1.5mm	160LEDs	50mm / 8LEDs
DMA120-24V-15MM	>80	720LM/M	24V	25W/m	5000x15x1.5mm	120LEDs	50mm / 6LEDs
DA168-24V-15MM	>80	815LM/M	24V	20W/m	4000x15x1.5mm	168LEDs	35.7mm / 6LEDs
DS8320-24V-15MM	>80 >90	2880LM/M	24V	19.2W/m	4000x20x1.5mm	320LEDs	50mm / 8LEDs

Control

Programmable digital controller	K-1000C	
Programmable digital controller	K-8000C	
RGB control receiver	CR3-GBA	
RGBW Remote	CK4-GBA	
CCT control receiver	CR2-GBA	
CCT Remote	CK2-GBA	



AS3535-03W90

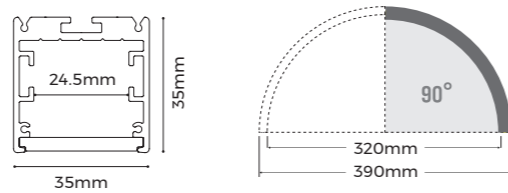


Basic Parameters

Installation	Pendant, Ceiling
Lighting direction	Outward
Material	AL6063-T5, spraying surface
Coating	Silver, Black, White
Application	Indoor
IP grade	IP20
Warranty	5 years
Certification	Rohs, Reach

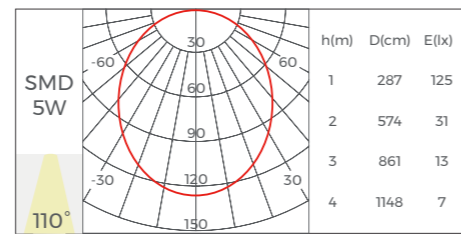
Profile components

Profile	AS3535-03W90 35x35mm, D520mm, 90°
Diffuser	CV-AS3535FD L20000xW32xH3.5mm
End cap	EC-AS3535 35x35x1.5mm



Installation Accessory

Pendant cable	PN-W
Pendant cable (wire and pendant cable in one)	PE-K
Mounting clip	CL-04
Screw set	CL-01 M3.5x40mm



Light Source

Model	CRI	Lumens (4000K)	Voltage	Typ.power	Size	LEDs/m	Cutting unit
DS8160-24V-15mm	>80	2880LM/M	24V	19.2W/m	5000x15x1.5mm	160LEDs	50mm / 8LEDs
DMA120-24V-15MM	>80	720LM/M	24V	25W/m	5000x15x1.5mm	120LEDs	50mm / 6LEDs
DA168-24V-15MM	>80	815LM/M	24V	20W/m	4000x15x1.5mm	168LEDs	35.7mm / 6LEDs
DS8320-24V-15MM	>80	2880LM/M	24V	19.2W/m	4000x20x1.5mm	320LEDs	50mm / 8LEDs

Control

Programmable digital controller	K-1000C
Programmable digital controller	K-8000C
RGB control receiver	CR3-GBA
RGBW Remote	CK4-GBA
CCT control receiver	CR2-GBA
CCT Remote	CK2-GBA



AS3535-04T90L

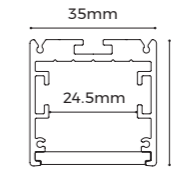


Basic Parameters

Installation	Pendant, Ceiling, Trimless recessed
Lighting direction	Downward
Material	AL6063-T5, spraying surface
Coating	Silver, Black, White
Application	Indoor
IP grade	IP20
Warranty	5 years
Certification	Rohs, Reach

Profile components

Profile	AS3535-04T90L 35x35x400mm, twist 90° left
Diffuser	CV-AS3535FD L20000xW32xH3.5mm
End cap	EC-AS3535 35x35x1.5mm



Installation Accessory

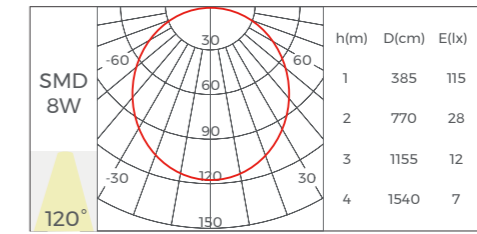
Pendant cable	PN-W
Pendant cable (wire and pendant cable in one)	PE-K

Light Source

Model	CRI	Lumens (4000K)	Voltage	Typ.power	Size	LEDs/m	Cutting unit
DS8160-24V-15mm	>80	2880LM/M	24V	19.2W/m	5000x15x1.5mm	160LEDs	50mm / 8LEDs
DMA120-24V-15MM	>80	720LM/M	24V	25W/m	5000x15x1.5mm	120LEDs	50mm / 6LEDs
DA168-24V-15MM	>80	815LM/M	24V	20W/m	4000x15x1.5mm	168LEDs	35.7mm / 6LEDs
DS8320-24V-15MM	>80	2880LM/M	24V	19.2W/m	4000x20x1.5mm	320LEDs	50mm / 8LEDs

Control

Programmable digital controller	K-1000C
Programmable digital controller	K-8000C
RGB control receiver	CR3-GBA
RGBW Remote	CK4-GBA
CCT control receiver	CR2-GBA
CCT Remote	CK2-GBA



AS3535-04T90R

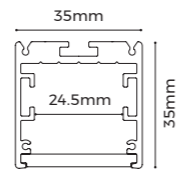


Basic Parameters

Installation	Pendant, Ceiling, Trimless recessed
Lighting direction	Downward
Material	AL6063-T5, spraying surface
Coating	Silver, Black, White
Application	Indoor
IP grade	IP20
Warranty	5 years
Certification	Rohs, Reach

Profile components

Profile	AS3535-04T90R 35x35x400mm, twist 90° right	
Diffuser	CV-AS3535FD L20000xW32xH3.5mm	
End cap	EC-AS3535 35x35x1.5mm	



Installation Accessory


Pendant cable	PN-W	
Pendant cable (wire and pendant cable in one)	PE-K	

Light Source


Model	CRI	Lumens (4000K)	Voltage	Typ.power	Size	LEDs/m	Cutting unit
DS8160-24V-15mm	>80 >90	2880LM/M	24V	19.2W/m	5000x15x1.5mm	160LEDs	50mm / 8LEDs
DMA120-24V-15MM	>80	720LM/M	24V	25W/m	5000x15x1.5mm	120LEDs	50mm / 6LEDs
DA168-24V-15MM	>80	815LM/M	24V	20W/m	4000x15x1.5mm	168LEDs	35.7mm / 6LEDs
DS8320-24V-15MM	>80 >90	2880LM/M	24V	19.2W/m	4000x20x1.5mm	320LEDs	50mm / 8LEDs

Control

Programmable digital controller	K-1000C	
Programmable digital controller	K-8000C	
RGB control receiver	CR3-GBA	
RGBW Remote	CK4-GBA	
CCT control receiver	CR2-GBA	
CCT Remote	CK2-GBA	



AS3535-05T180

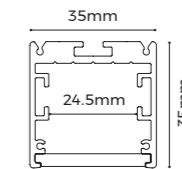


Basic Parameters

Installation	Pendant, Ceiling, Trimless recessed
Lighting direction	Downward
Material	AL6063-T5, spraying surface
Coating	Silver, Black, White
Application	Indoor
IP grade	IP20
Warranty	5 years
Certification	Rohs, Reach

Profile components

Profile	AS3535-05T180 35x35x500mm, twist 180°	
Diffuser	CV-AS3535FD L20000xW32xH3.5mm	
End cap	EC-AS3535 35x35x1.5mm	



Installation Accessory

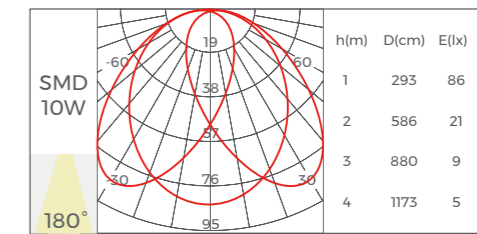
Pendant cable	PN-W	
Pendant cable (wire and pendant cable in one)	PE-K	

Light Source

Model	CRI	Lumens (4000K)	Voltage	Typ.power	Size	LEDs/m	Cutting unit
DS8160-24V-15mm	>80 >90	2880LM/M	24V	19.2W/m	5000x15x1.5mm	160LEDs	50mm / 8LEDs
DMA120-24V-15MM	>80	720LM/M	24V	25W/m	5000x15x1.5mm	120LEDs	50mm / 6LEDs
DA168-24V-15MM	>80	815LM/M	24V	20W/m	4000x15x1.5mm	168LEDs	35.7mm / 6LEDs
DS8320-24V-15MM	>80 >90	2880LM/M	24V	19.2W/m	4000x20x1.5mm	320LEDs	50mm / 8LEDs

Control

Programmable digital controller	K-1000C	
Programmable digital controller	K-8000C	
RGB control receiver	CR3-GBA	
RGBW Remote	CK4-GBA	
CCT control receiver	CR2-GBA	
CCT Remote	CK2-GBA	



AS3535-08A45/ 90

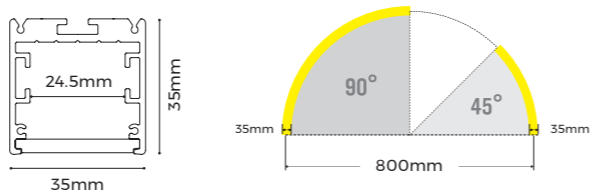


Basic Parameters

Installation	Pendant, Ceiling, Trimless recessed
Lighting direction	Downward
Material	AL6063-T5, spraying surface
Coating	Silver, Black, White
Application	Indoor
IP grade	IP20
Warranty	5 years
Certification	Rohs, Reach

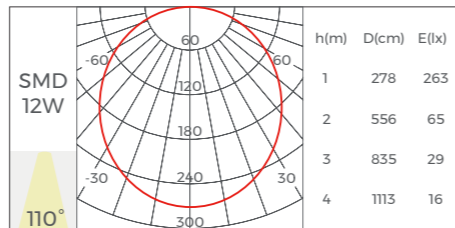
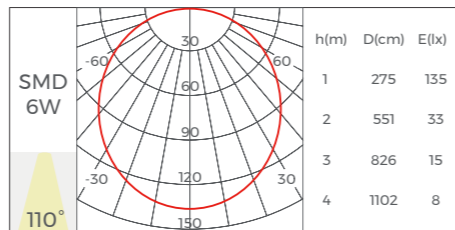
Profile components

Profile	AS3535-08A45/90 35x35mm, D800mm, 45°/90°
Diffuser	CV-AS3535FD L20000xW32xH3.5mm
End cap	EC-AS3535 35x35x1.5mm



Installation Accessory

Pendant cable	PN-W
Pendant cable (wire and pendant cable in one)	PE-K
Pendant accessory	PY-C φ250x20x0.6mm
Mounting clip	CL-05
Screw set	CL-01 M3.5x40mm
Trimless recessed accessory	RE-13 78x34x15mm



Interconnection Accessory

Splicing bar	EX-26 30x23.5x4.6mm
--------------	------------------------

Light Source

Model	CRI	Lumens (4000K)	Voltage	Typ.power	Size	LEDs/ pcs	Cutting unit
DY8160-24V-20mm-08A45	>80 >90	870LM/ pcs	24V	5.8W/ pcs	D800x45x20x5.8mm	48LEDs	16LEDs



AS3535-15A45/ 90

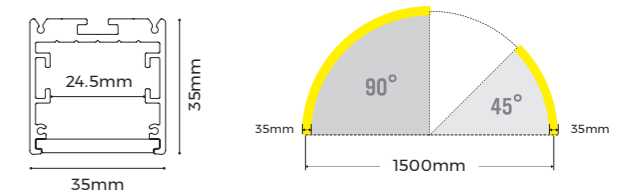


Basic Parameters

Installation	Pendant, Ceiling, Trimless recessed
Lighting direction	Downward
Material	AL6063-T5, spraying surface
Coating	Silver, Black, White
Application	Indoor
IP grade	IP20
Warranty	5 years
Certification	Rohs, Reach

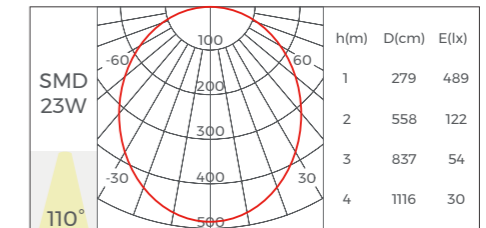
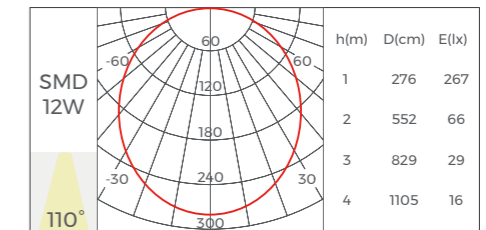
Profile components

Profile	AS3535-15A45/90 35x35mm, D1500mm, 45°/90°
Diffuser	CV-AS3535FD L20000xW32xH3.5mm
End cap	EC-AS3535 35x35x1.5mm



Installation Accessory

Pendant cable	PN-W
Pendant cable (wire and pendant cable in one)	PE-K
Pendant accessory	PY-C φ350x20x0.6mm
Mounting clip	CL-05
Screw set	CL-01 M3.5x40mm
Trimless recessed accessory	RE-13 78x34x15mm



Interconnection Accessory

Splicing bar	EX-26 L30x23.5x4.6mm
--------------	-------------------------

Light Source

Model	CRI	Lumens (4000K)	Voltage	Typ.power	Size	LEDs/ pcs	Cutting unit
DY8160-24V-20mm-15A45	>80 >90	1740LM/ pcs	24V	11.6W/ pcs	D1500x45x20x5.8mm	96LEDs	16LEDs



AS3535-30A45

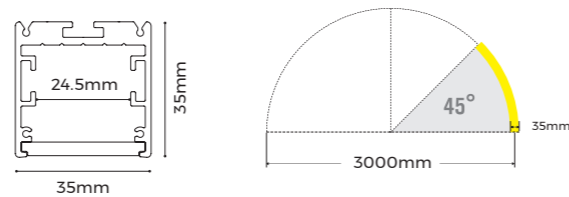


Basic Parameters

Installation	Pendant, Ceiling, Trimless recessed
Lighting direction	Downward
Material	AL6063-T5, spraying surface
Coating	Silver, Black, White
Application	Indoor
IP grade	IP20
Warranty	5 years
Certification	Rohs, Reach

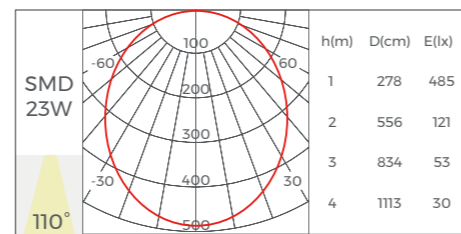
Profile components

Profile	AS3535-30A45 35x35mm, D3000mm, 45°	
Diffuser	CV-AS3535FD L20000xW32xH3.5mm	
End cap	EC-AS3535 35x35x1.5mm	



Installation Accessory

Pendant cable	PN-W	
Pendant cable (wire and pendant cable in one)	PE-K	
Mounting clip	CL-05	
Screw set	CL-01 M3.5x40mm	
Trimless recessed accessory	RE-13 78x34x15mm	



Interconnection Accessory

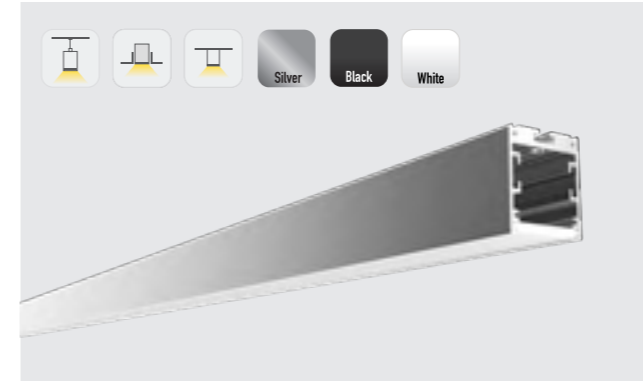
Splicing bar	EX-26 L30x23.5x4.6mm	
--------------	-------------------------	--

Light Source

Model	CRI	Lumens (4000K)	Voltage	Typ. power	Size	LEDs/pcs	Cutting unit
DY8160-24V-20mm-30A23	>80 >90	1740LM/pcs	24V	11.6W/pcs	D3000x22.5x20x5.8mm	96LEDs	16LEDs



AS3535-2500

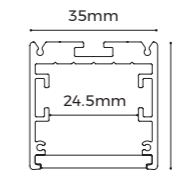


Basic Parameters

Installation	Pendant, Ceiling, Trimless recessed
Lighting direction	Downward
Material	AL6063-T5, spraying surface
Coating	Silver, Black, White
Application	Indoor
IP grade	IP20
Warranty	5 years
Certification	Rohs, Reach

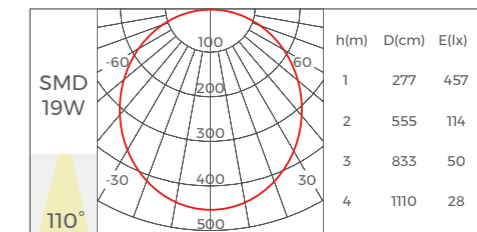
Profile components

Profile	AS3535-2500 35x35x2500mm	
Diffuser	CV-AS3535FD L20000xW32xH3.5mm	
End cap	EC-AS3535 35x35x1.5mm	



Installation Accessory

Pendant cable	PN-W	
Pendant cable (wire and pendant cable in one)	PE-K	
Mounting clip	CL-05	
Screw set	CL-01 M3.5x40mm	
Trimless recessed accessory	RE-13 78x34x15mm	



Interconnection Accessory

Splicing bar	EX-26 30x23.5x4.6mm	
--------------	------------------------	--

Light Source

Model	CRI	Lumens (4000K)	Voltage	Typ. power	Size	LEDs/m	Cutting unit
DS8160-24V-15mm	>80 >90	2880LM/M	24V	19.2W/m	5000x15x1.5mm	160LEDs	50mm / 8LEDs
DMA120-24V-15MM	>80	720LM/M	24V	25W/m	5000x15x1.5mm	120LEDs	50mm / 6LEDs
DA168-24V-15MM	>80	815LM/M	24V	20W/m	4000x15x1.5mm	168LEDs	35.7mm / 6LEDs
DS8320-24V-15MM	>80 >90	2880LM/M	24V	19.2W/m	4000x20x1.5mm	320LEDs	50mm / 8LEDs


Rigid module

Model	CRI	Lumens (4000K)	Voltage	Typ. power	Size	LEDs/pcs	Cutting unit
DY8160-24V-20mm	>80 >90	1740LM/pcs	24V	9.6W/pcs	499x20x5.8mm	80LEDs	100mm / 8LEDs

Control

Programmable digital controller	K-1000C	
Programmable digital controller	K-8000C	
RGB control receiver	CR3-GBA	
RGBW Remote	CK4-GBA	
CCT control receiver	CR2-GBA	
CCT Remote	CK2-GBA	

AS3535-15N90

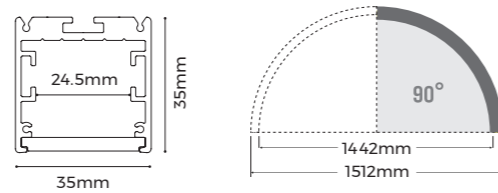


Basic Parameters

Installation	Pendant, Ceiling
Lighting direction	Inward
Material	AL6063-T5, spraying surface
Coating	Silver, Black, White
Application	Indoor
IP grade	IP20
Warranty	5 years
Certification	Rohs, Reach

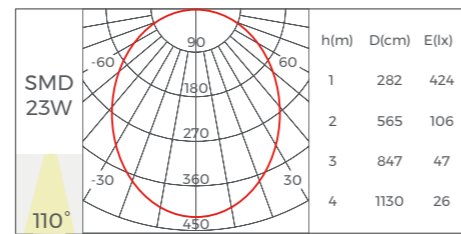
Profile components

Profile	AS3535-15N90 35x35mm, D1500mm, 90°	
Diffuser	CV-AS3535FD L20000xW32xH3.5mm	
End cap	EC-AS3535 35x35x1.5mm	



Installation Accessory

Pendant cable	PN-W	
Pendant cable (wire and pendant cable in one)	PE-K	
Pendant accessory	PY-C φ350x20x0.6mm	
Mounting clip	CL-04	
Screw set	CL-01 M3.5x40mm	



Interconnection Accessory

Splicing bar	EX-26 L30x23.5x4.6mm	
--------------	-------------------------	--

Control

Programmable digital controller	K-1000C	
Programmable digital controller	K-8000C	
RGB control receiver	CR3-GBA	
RGBW Remote	CK4-GBA	
CCT control receiver	CR2-GBA	
CCT Remote	CK2-GBA	

Light Source

Model	CRI	Lumens (4000K)	Voltage	Typ.power	Size	LEDs/m	Cutting unit
DS8160-24V-15mm	>80	2880LM/M	24V	19.2W/m	5000x15x1.5mm	160LEDs	50mm /8LEDs
DMA120-24V-15MM	>80	720LM/M	24V	25W/m	5000x15x1.5mm	120LEDs	50mm /6LEDs
DA168-24V-15MM	>80	815LM/M	24V	20W/m	4000x15x1.5mm	168LEDs	35.7mm /6LEDs
DS8320-24V-15MM	>80	2880LM/M	24V	19.2W/m	4000x20x1.5mm	320LEDs	50mm /8LEDs

AS3535-15W90

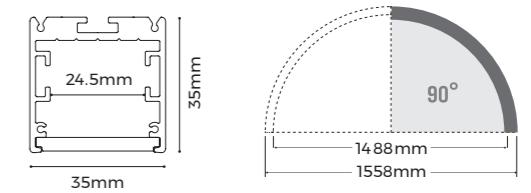


Basic Parameters

Installation	Pendant, Ceiling
Lighting direction	Outward
Material	AL6063-T5, spraying surface
Coating	Silver, Black, White
Application	Indoor
IP grade	IP20
Warranty	5 years
Certification	Rohs, Reach

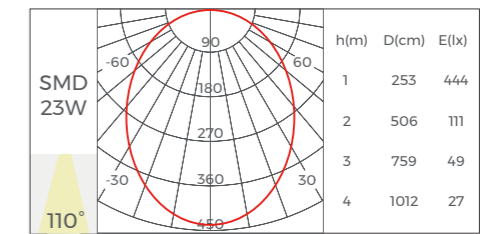
Profile components

Profile	AS3535-15W90 35x35mm, D1500mm, 90°	
Diffuser	CV-AS3535FD L20000xW32xH3.5mm	
End cap	EC-AS3535 35x35x1.5mm	



Installation Accessory

Pendant cable	PN-W	
Pendant cable (wire and pendant cable in one)	PE-K	
Pendant accessory	PY-C φ350x20x0.6mm	
Mounting clip	CL-04	
Screw set	CL-01 M3.5x40mm	



Interconnection Accessory

Splicing bar	EX-26 L30x23.5x4.6mm	
--------------	-------------------------	--

Control

Programmable digital controller	K-1000C	
Programmable digital controller	K-8000C	
RGB control receiver	CR3-GBA	
RGBW Remote	CK4-GBA	
CCT control receiver	CR2-GBA	
CCT Remote	CK2-GBA	

Light Source

Model	CRI	Lumens (4000K)	Voltage	Typ.power	Size	LEDs/m	Cutting unit
DS8160-24V-15mm	>80	2880LM/M	24V	19.2W/m	5000x15x1.5mm	160LEDs	50mm /8LEDs
DMA120-24V-15MM	>80	720LM/M	24V	25W/m	5000x15x1.5mm	120LEDs	50mm /6LEDs
DA168-24V-15MM	>80	815LM/M	24V	20W/m	4000x15x1.5mm	168LEDs	35.7mm /6LEDs
DS8320-24V-15MM	>80	2880LM/M	24V	19.2W/m	4000x20x1.5mm	320LEDs	50mm /8LEDs

AH5060-10A45/ 90



Basic Parameters

Installation	Pendant, Ceiling
Lighting direction	Upward&downward
Material	AL6063-T5, spraying surface
Coating	Silver, Black, White
Application	Indoor
IP grade	IP20
Warranty	5 years
Certification	Rohs, Reach

Profile components

Profile	AH5060-10A45/90 50x60, D1000mm, 45°/90°	
50 Diffuser	CV-AH5060FD L20000xW47xH4mm	
35 Diffuser	CV-AS3535FD L20000xW32xH3.5mm	
End cap	EC-AH5060 L60xW50xH2mm	

Installation Accessory

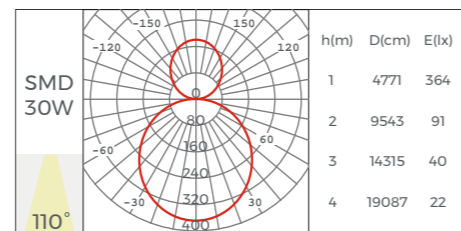
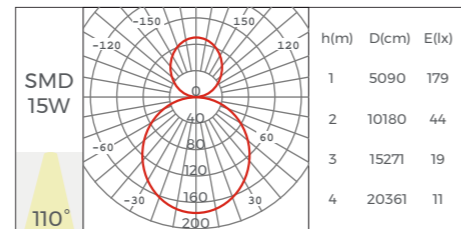
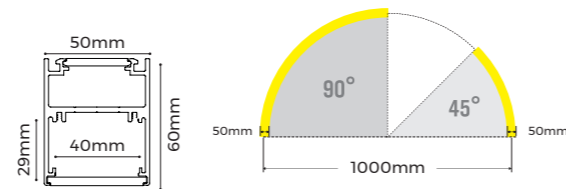
Pendant cable	PN-W	
Pendant cable (wire and pendant cable in one)	PE-C	
Pendant Clips	CP-29 39.5x20x12mm	
Mounted Screw	CL-15 M3.5x50mm	

Interconnection Accessory

Splicing bar	EX-25 25x32x8.5mm	
--------------	----------------------	--

Light Source

Rigid Module							
Model	CRI	Lumens (4000K)	Voltage	Typ.power	Size	LEDs/ pcs	Cutting unit
DY8160-24V-20mm-10A45	>80 >90	11125LM/ pcs	24V	7.5W/ pcs	D1000x45x20x 5.8mm	64LEDs	16LEDs



AH5060-15A45/ 90



Basic Parameters

Installation	Pendant, Ceiling
Lighting direction	Upward&downward
Material	AL6063-T5, spraying surface
Coating	Silver, Black, White
Application	Indoor
IP grade	IP20
Warranty	5 years
Certification	Rohs, Reach

Profile components

Profile	AH5060-15A45/90 50x60, D1500mm, 45°/90°	
50 Diffuser	CV-AH5060FD L20000xW47xH4mm	
35 Diffuser	CV-AS3535FD L20000xW32xH3.5mm	
End cap	EC-AH5060 L60xW50xH2mm	

Installation Accessory

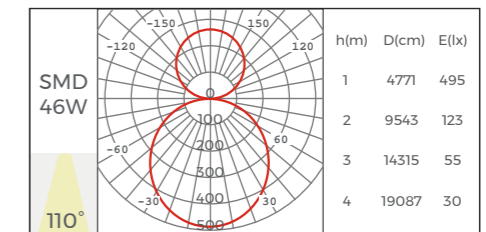
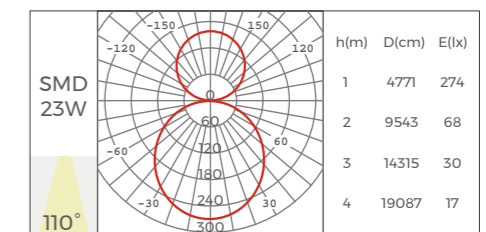
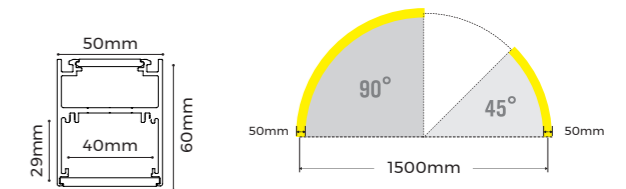
Pendant cable	PN-W	
Pendant cable (wire and pendant cable in one)	PE-C	
Pendant Clips	CP-29 39.5x20x12mm	
Mounted Screw	CL-15 M3.5x50mm	

Interconnection Accessory

Splicing bar	EX-25 25x32x8.5mm	
--------------	----------------------	--

Light Source

Rigid Module							
Model	CRI	Lumens (4000K)	Voltage	Typ.power	Size	LEDs/ pcs	Cutting unit
DY8160-24V-20mm-15A45	>80 >90	1125LM/ pcs	24V	11.6W/ pcs	D1500x45x20x 5.8mm	64LEDs	16LEDs



AH5060-30A45

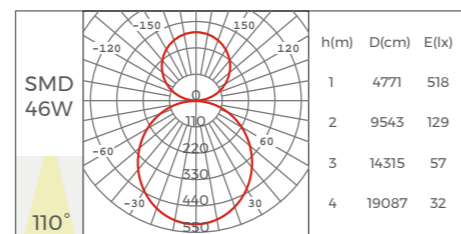
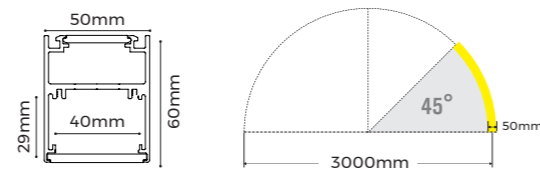


Basic Parameters

Installation	Pendant, Ceiling
Lighting direction	Upward&downward
Material	AL6063-T5, spraying surface
Coating	Silver, Black, White
Application	Indoor
IP grade	IP20
Warranty	5 years
Certification	Rohs, Reach

Profile components

Profile	AH5060-30A45 50x60,D3000mm,45°	
50 Diffuser	CV-AH5060FD L20000xW47xH4mm	
35 Diffuser	CV-AS3535FD L20000xW32xH3.5mm	
End cap	EC-AH5060 L60xW50xH2mm	



Installation Accessory

Pendant cable	PN-W	
Pendant cable (wire and pendant cable in one)	PE-C	
Pendant Clips	CP-29 39.5x20x12mm	
Mounted Screw	CL-15 M3.5x50mm	

Interconnection Accessory

Splicing bar	EX-25 25x32x8.5mm	
--------------	----------------------	--

Light Source

Rigid Module	2700 K	3000 K	3500 K	4000 K	5000 K	6500 K	
Model	CRI	Lumens (4000K)	Voltage	Typ.power	Size	LEDs/ pcs	Cutting unit
DY8160-24V-20mm-30A23	>80 >90	1740LM/ pcs	24V	11.6W/ pcs	D3000x22.5'x 20x5.8mm	96LEDs	16LEDs



AH5060-2500

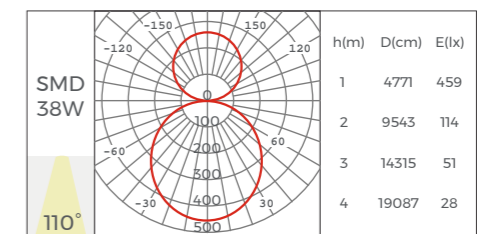
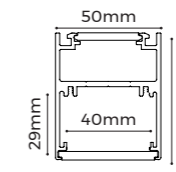


Basic Parameters

Installation	Pendant, Ceiling
Lighting direction	Upward&downward
Material	AL6063-T5, spraying surface
Coating	Silver, Black, White
Application	Indoor
IP grade	IP20
Warranty	5 years
Certification	Rohs, Reach

Profile components

Profile	AH5060-2500 L2500xW50xH60mm	
50 Diffuser	CV-AH5060FD L20000xW47xH4mm	
35 Diffuser	CV-AS3535FD L20000xW32xH3.5mm	
End cap	EC-AH5060 L60xW50xH2mm	



Installation Accessory

Pendant cable	PN-W	
Pendant cable (wire and pendant cable in one)	PE-C	
Pendant Clips	CP-29 39.5x20x12mm	
Mounted Screw	CL-15 M3.5x50mm	

Interconnection Accessory

Splicing bar	EX-25 25x32x8.5mm	
--------------	----------------------	--


Light Source

Flexible strip	2700 K	3000 K	3500 K	4000 K	5000 K	6500 K	
Model	CRI	Lumens (4000K)	Voltage	Typ.power	Size	LEDs/ m	Cutting unit
DS8160-24V-15mm	>80 >90	2880LM/ M	24V	19.2W/ m	5000x15x1.5mm	160LEDs	50mm / 8LEDs
DMAI20-24V-15MM	>80	720LM/ M	24V	25W/ m	5000x15x1.5mm	120LEDs	50mm / 6LEDs
DAI68-24V-15MM	>80	815LM/ M	24V	20W/ m	4000x15x1.5mm	168LEDs	35.7mm / 6LEDs
DS8320-24V-15MM	>80 >90	2880LM/ M	24V	19.2W/ m	4000x20x1.5mm	320LEDs	50mm / 8LEDs
Rigid Module							
Model	CRI	Lumens (4000K)	Voltage	Typ.power	Size	LEDs/ pcs	Cutting unit
DY8160-24V-20mm	>80 >90	1440LM/ pcs	24V	9.6W/ pcs	499x20x5.8mm	80LEDs	100mm / 16LEDs

Control

Programmable digital controller	K-1000C	
Programmable digital controller	K-8000C	
RGB control receiver	CR3-GBA	
RGBW Remote	CK4-GBA	
CCT control receiver	CR2-GBA	
CCT Remote	CK2-GBA	

AH5060-15N90

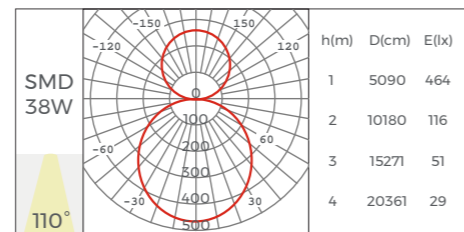
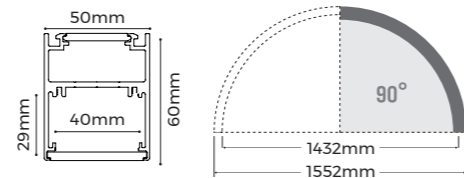


Basic Parameters

Installation	Pendant
Lighting direction	Inward&outward
Material	AL6063-T5, spraying surface
Coating	Silver, Black, White
Application	Indoor
IP grade	IP20
Warranty	5 years
Certification	Rohs, Reach

Profile components

Profile	AH5060-15A45 50×60,DI500mm,90°	
50 Diffuser	CV-AH5060FD L20000×W47×H4mm	
35 Diffuser	CV-AS3535FD L20000×W32×H3.5mm	
End cap	EC-AH5060 L60×W50×H2mm	



Installation Accessory

Pendant cable	PN-W	
Pendant cable (wire and pendant cable in one)	PE-C	
Pendant Clips	CP-29 39.5×20×12mm	

Interconnection Accessory

Splicing bar	EX-25 25×32×8.5mm	
--------------	----------------------	--

Light Source

Model	CRI	Lumens (4000K)	Voltage	Typ.power	Size	LEDs/m	Cutting unit
DS8160-24V-15mm	>80	2880LM/M	24V	19.2W/m	5000x15x1.5mm	160LEDs	50mm / 8LEDs
DMA120-24V-15MM	>80	720LM/M	24V	25W/m	5000x15x1.5mm	120LEDs	50mm / 6LEDs
DA168-24V-15MM	>80	815LM/M	24V	20W/m	4000x15x1.5mm	168LEDs	35.7mm / 6LEDs
DS8320-24V-15MM	>80	2880LM/M	24V	19.2W/m	4000x20x1.5mm	320LEDs	50mm / 8LEDs

Control

Programmable digital controller	K-1000C	
Programmable digital controller	K-8000C	
RGB control receiver	CR3-GBA	
RGBW Remote	CK4-GBA	
CCT control receiver	CR2-GBA	
CCT Remote	CK2-GBA	

AH5060-15W90

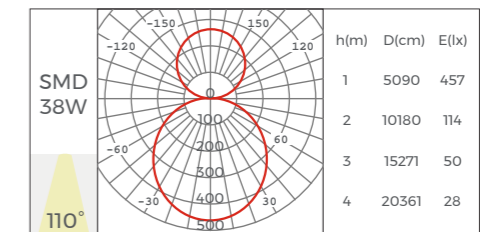
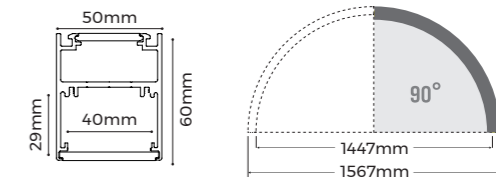


Basic Parameters

Installation	Pendant
Lighting direction	Inward&outward
Material	AL6063-T5, spraying surface
Coating	Silver, Black, White
Application	Indoor
IP grade	IP20
Warranty	5 years
Certification	Rohs, Reach

Profile components

Profile	AH5060-15A90 50×60,DI500mm,90°	
50 Diffuser	CV-AH5060FD L20000×W47×H4mm	
35 Diffuser	CV-AS3535FD L20000×W32×H3.5mm	
End cap	EC-AH5060 L60×W50×H2mm	



Installation Accessory

Pendant cable	PN-W	
Pendant cable (wire and pendant cable in one)	PE-C	
Pendant Clips	CP-29 39.5×20×12mm	

Interconnection Accessory

Splicing bar	EX-25 25×32×8.5mm	
--------------	----------------------	--

Light Source

Model	CRI	Lumens (4000K)	Voltage	Typ.power	Size	LEDs/m	Cutting unit
DS8160-24V-15mm	>80	2880LM/M	24V	19.2W/m	5000x15x1.5mm	160LEDs	50mm / 8LEDs
DMA120-24V-15MM	>80	720LM/M	24V	25W/m	5000x15x1.5mm	120LEDs	50mm / 6LEDs
DA168-24V-15MM	>80	815LM/M	24V	20W/m	4000x15x1.5mm	168LEDs	35.7mm / 6LEDs
DS8320-24V-15MM	>80	2880LM/M	24V	19.2W/m	4000x20x1.5mm	320LEDs	50mm / 8LEDs

Control

Programmable digital controller	K-1000C	
Programmable digital controller	K-8000C	
RGB control receiver	CR3-GBA	
RGBW Remote	CK4-GBA	
CCT control receiver	CR2-GBA	
CCT Remote	CK2-GBA	

PRODUCT SHOWCASE



PRODUCT EXHIBITION BOARD

