





*Your Reliable Power Partner*  
Standard LED Driver Manufacturer

May  
2021



# INDEX


 : Premium series  
 : The best cost-performance series  
**C.P** : Constant Power Mode  
**C.C** : Constant Current Mode  
**C.V** : Constant Voltage Mode

## Plastic Case (Non PFC)


AP	C.V mode APV-08/12/16/25/35 APV-08E/12E/16E C.C mode APC-08/12/16/25/35 APC-08E/12E/16E	7~9
----	--	-----

LP	C.V mode LPL-18,LPH-18,LPVL-150 LPV-20/35/60/100/150 C.C mode LPHC-18 LPC-20/35/60/100/150	10~13
----	---	-------

## Plastic Case (with PFC+Cable)

NPF 	C.V+C.C mode NPF-40/60/90(D) NPF-120(D)/200(V)	15~16
---	--	-------

LPF	C.V+C.C mode LPF-16(D)/25(D)/40(D) LPF-60(D)/90(D)	17~18
-----	--	-------

PWM 	C.V mode. PWM style output PWM-40 PWM-60/90(DA/DA2) PWM-120/200(DA/DA2) PWM-60/120/200IOT	19~20
---	---	-------

PWM-KN	C.V mode PWM style output PWM-60/120/200KN	19~20
--------	---	-------

ODLV	C.V mode. PWM style output ODLV-45(A)/65(A)	21
------	--	----

ODLC	C.C mode ODLC-45(A)/65(A) ODLC-45(DA)/65(DA)	22
------	--	----

PLD	C.C mode PLD-16/25/40/60	23
-----	-----------------------------	----

PCD	C.C mode. AC Phase-cut Dim PCD-16/25/40/60	24
-----	---	----

PLN	C.C mode PLN-20/30/45/60 C.V+C.C mode PLN-100	25
-----	--	----

HLN	C.V+C.C mode HLN-40H/60H/80H	26
-----	---------------------------------	----

OWA	C.V+C.C mode OWA-60/90E/U OWA-120/200E/U	27-28
-----	--	-------

GSV	C.V mode. GSV30/60	29
-----	-----------------------	----

## Plastic Case with Terminal Block (with PFC)

SLD	C.V+C.C mode SLD-50/80	31
-----	---------------------------	----

LDC	C.P mode LDC-35(DA) LDC-55(DA/DA2)/80(DA)	32
-----	---	----

LCM	C.C mode LCM-25/40/60(DA/DA2/IoT) LCM-40EO/60EO LCM-40U(DA)/60U(DA) LCM-40UEO/60UEO	33~34
-----	---	-------

LCM-KN	C.C mode. KNX LED Driver LCM-25/40/60-KN	35
--------	---	----


IDLV	C.V mode. PWM style output IDLV-25/45/65(A)	36
------	--	----

IDLC	C.C mode IDLC-25/45/65(A), IDLC-45/65-DA	37
------	--	----

PLM(-E)	C.C mode PLM-12/25(E)	38
---------	--------------------------	----

PLC	C.C mode PLC-30/45/60 C.V+C.C mode PLC-100	39
-----	---	----


## Metal Case (with PFC)


XLG 	C.P mode XLG-25/50/75/100(I) XLG-150/200/240(I)	41~43
---	---	-------

ELG	C.V+C.C mode ELG-75/100/150/200 ELG-240/300	44~46
-----	---	-------

ELG-C	C.C mode ELG-75/100/150/200-C ELG-240-C ELGT-150-C(class II)	47~49
-------	---	-------

ELGC	C.P mode ELGC-300	49
------	----------------------	----

HLG 	C.V+C.C mode HLG-40/60H HLG-80/100/120H HLG-150/185/240H HLG-320/480/600H	51-55
---	---	-------

HLG-C 	C.C mode HLG-60/80/120H-C HLG-185/240H-C HLG-320/480H-C	56~58
---	--	-------


HVG	C.V+C.C mode HVG-65/100 HVG-150/240 HVG-320/480	59~61
-----	--	-------

HVGC	C.C mode HVGC-65/100/150 HVGC-240/320 C.P mode HVGC-480/650(ADA/DA) HVGC-1000(DA)	62~65
------	--	-------

FDL	C.C mode FDL-65	65
-----	--------------------	----

## Circular Metal Case (with PFC)

XBG	C.P mode XBG-100/160/240	68
-----	-----------------------------	----

HBG 	C.C mode HBG-60/100(DA) C.V+C.C mode HBG-160(DA)/200(DA)/240(DA)	69~70
---	---	-------

HBGC	C.P mode HBGC-300(ADA)	71
------	---------------------------	----

## Metal Case

ERP	C.V mode ERP-200/350(Non PFC) ERPF-400	72
-----	--	----

## PCB Type (with PFC)

HBG-P	C.C mode HBG-60P/100P(DA) C.V+C.C mode HBG-160P(DA)/240P	74
-------	---	----

# New Products Overview

IDPV	C.V mode PWM style output IDPV-25(A)/45(A)/65(A)	75
IDPC	C.C mode IDPC-25(A)/45(A)/65(A) IDPC-45/65-DA	76
PLP	C.C mode PLP-30/45/60	77
HLP	C.C mode HLP-40H/60H/80H	78

## DC-DC LED Driver

	C.C mode LDH-25, LDH-45 (DA), LDH-65 NLDD-350~1400H	
DC-DC LED Driver	LDDS-250~1000H LDD-300~1500H LDB-300~600L LDD-350~1400H-DA LDD-300~1500L	80~85

## DC House

DC-DC LED Driver	NHDD-40	86~87
------------------	---------	-------

## Accessory & Controller

	SPD-10-320S, SPD-10S, SPD-20/20HP	88
	ICL-16R/L Inrush current limiter	89
	PIR-045 Motion sensor	90
	DAP-04(S01) DALI to PWM converter	91
	SDP-001 Smart Timer Dimming programmer	91

## DALI-2 Digital lighting System

	DLP-04 DALI Bus Power Supply	93
	LCM-25/40/60DA2	93
	PWM-60/90/120/200DA2	93
	DLC-02	94



	LCM-25/40/60KN PWM-60/120/200KN	96~98
	DLC-02KN KDA-64 /KAA	
	KNX-20E-640 KNX-40E-1280	
KNX System Component	KSI-01U KSR-01IP KSC-01L	99

<b>Comparison Chart</b>	100~102
<b>Certification Chart</b>	103~105
<b>Solutions</b>	106
<b>Media Kit</b>	107
<b>Powered by MEAN WELL</b>	108
<b>Cable Modification Service</b>	109
<b>Waterproof Connector</b>	110

## NPF/PWM/OWA 200W Plastic Case with PFC

- Constant Voltage output (PWM/OWA series)
- Constant Current + Constant Voltage mode (NPF series)
- Design with IP67
- Class II design
- 5 years warranty

### APPLICATIONS

LED strip lighting  
Indoor LED lighting  
LED decorative lighting  
Industrial field PC adaptor  
Portable Battery charger



## LCM/PWM DALI-2 SERIES

LCM Series 25/40/60W  
PWM Series 60/90/120/200W

- Built-in DALI-2 & push Dimming
- Constant Current output(LCM series)
- Constant Voltage output(PWM series)
- Class II power unit, no F.G.
- 5 years warranty(PWM series)
- 3 years warranty(LCM series)

### APPLICATIONS

Indoor LED lighting  
LED panel lighting  
LED decorative lighting  
LED architecture lighting



## NLDD-H/LDDS-H DC-DC LED Driver Step down convertor

- Constant current output ;
- Wide output LED forward voltage
- Comply with BS EN61347 and BS EN55015 regulation
- Protections: Short circuit / Over temperature
- Built-in PWM and remote ON/OFF control

### APPLICATIONS

DC battery source lighting  
Portable lighting  
Commercial lighting  
DC 48V Track lighting  
For class III application



## DLC-02 SERIES DALI-2 Controller

- DALI-2 multi-master application controller
- Two independent DALI Bus channels with built in bus power supply
- Built in 250V/10Ax4 relay
- Simplify configuration, Plug and Play
- Setting via web browser or PC

### APPLICATIONS

Office lighting  
Smart home lighting  
Luxury villa lighting  
LED indoor lighting  
Building automation system



# Quick Selection Map

AC/DC

AC/DC

NON-PFC

C.V

C.C

Plastic Case

PFC

C.V

C.C  
or  
C.V+C.C

Series	Dimension (Lx Wx H)	Page
APV-8	60x 30x 23.5 mm	7
APV-12/16	77x 40x 29 mm	
APV-25/35	84x 57x 29.5 mm	

Series	Dimension (Lx Wx H)	Page
APV-8E	60x 30x 23.5 mm	9
APV-12E/16E	77x 40x 29 mm	

Series	Dimension (Lx Wx H)	Page
LPL-18, LPH-18	140x 30x 22 mm	10~11
LPV-20	118x 35x 26 mm	
LPV-35	148x 40x 30 mm	
LPV-60	162.5x 42.5x 32 mm	
LPV-100	190x 52x 37 mm	
LPV-150	191x 63x 37.5 mm	

Series	Dimension (Lx Wx H)	Page
APC-8(E)	60x 30x 23.5 mm	8~9
APC-12/16(E)	77x 40x 29 mm	
APC-25/35	84x 57x 29.5 mm	

Series	Dimension (Lx Wx H)	Page
LPHC-18	140x 30x 22 mm	12~13
LPC-20	118x 35x 26 mm	
LPC-35	148x 40x 30 mm	
LPC-60	162.5x 42.5x 32 mm	
LPC-100	190x 52x 37 mm	
LPC-150	191x 63x 37.5 mm	

Series	Dimension (Lx Wx H)	Page
OWA-60E/U	130x 53x 35 mm	27

Series	Dimension (Lx Wx H)	Page
IDLV-25(A)	110x 75x 22 mm	36
IDLV-45(A)	120 x 75 x 25 mm	
IDLV-65(A)	130 x 75 x 25 mm	

Series	Dimension (Lx Wx H)	Page
ODLV-45(A)	111 x 77x 28.5 mm	21
ODLV-65(A)	121 x 77x 28.5 mm	

Series	Dimension (Lx Wx H)	Page
PWM-40/60(DA/DA2)	150x 53x 35 mm	19~20
PWM-90(DA/DA2)	171x 63x 37.5 mm	
PWM-120(DA/DA2)	191x 63x 37.5 mm	
PWM-200(DA/DA2) <b>NEW</b>	195x 68x 39.5 mm	

Series	Dimension (Lx Wx H)	Page
PWM-60KN <b>NEW</b>	150x 53x 35 mm	19~20
PWM-120KN <b>NEW</b>	191x 63x 37.5 mm	
PWM-200KN <b>NEW</b>	195x 68x 39.5 mm	

Series	Dimension (Lx Wx H)	Page
GSV30/60 <b>NEW</b>	75.5x 32x 47.5 mm	29

Input and output with cable

Series	Dimension (Lx Wx H)	Page
NPF-40/60(D)	150x 53x 35 mm	15~16
NPF-90(D)	171x 63x 37.5 mm	
NPF-120(D)	191x 63x 37.5 mm	
NPF-200(V) <b>NEW</b>	195x 68x 39.5 mm	

Series	Dimension (Lx Wx H)	Page
LPF-16/25(D)	148x 40x 32 mm	17~18
LPF-40/60(D)	162.5x 43x 32 mm	
LPF-90(D)	161x 61x 36 mm	

Series	Dimension (Lx Wx H)	Page
ODLC-45(A)	111x 77x 28.5 mm	22
ODLC-45DA		
ODLC-65(A)		

Series	Dimension (Lx Wx H)	Page
OWA-90E/U	171x 63x 37.5 mm	27~28
OWA-120E/U	191x 63x 37.5 mm	
OWA-200E/U <b>NEW</b>	195x 68x 39.5 mm	

Series	Dimension (Lx Wx H)	Page
PLD-16/25	84x 57x 29.5 mm	23
PLD-40/60	128x 60x 31.5 mm	

Series	Dimension (Lx Wx H)	Page
PCD-16/25	84x 57x 29.5 mm	24
PCD-40/60	128x 60x 31.5 mm	

C.P: Constant Power Mode  
C.C: Constant Current Mode  
C.V: Constant Voltage Mode

Continuous

# Quick Selection Map

AC/DC

AC/DC

Plastic Case

PFC

C.C  
or  
C.V+C.C



Metal Case

PFC

C.V+C.C



Metal Case

PFC

C.C or C.P



C.P: Constant Power Mode  
C.C: Constant Current Mode  
C.V: Constant Voltage Mode

## Input and output with cable

	Series	Dimension (Lx Wx H)	Page
100W C.V+C.C	PLN-20	148.5x 38.5x 28 mm	25
	PLN-30	145x 47x 30 mm	
	PLN-45/60	181x 61.5x 35 mm	
	PLN-100	200x 70.5x 35 mm	
C.V+C.C	HLN-40H/60H	161x 61.5x 35 mm	26
	HLN-80H	181x 61.5x 35 mm	
	Series	Dimension (Dx H)	Page
	HBG-60	φ110x 60.5	69

## Input and output with terminal block

	Series	Dimension (Lx Wx H)	Page
	SLD-50	280x 30x 16.8mm	31
	SLD-80	320x 30x 16.8mm	
	IDLC-25(A)	110x 75x 22	37
	IDLC-45(A)	120x 75x 25 mm	
	IDLC-45-DA		
	IDLC-65(A)	130x 75x 25 mm	
	IDLC-65-DA		
	Series	Dimension (Lx Wx H)	Page
	PLM-12/25(E)	145x 38x 22 mm	38
100W C.V+C.C	LCM-25(DA/IOT/KN/DA2)	105x 68x 23 mm	33~35
	LCM-40/60(DA/IOT/KN/DA2)	123.5x 81.5x 23 mm	
	LCM-40EO/60EO	123.5x 81.5x 23 mm	
	LCM-40U/60U(DA)		
	LCM-40UEO/60UEO		
100W C.V+C.C	Series	Dimension (Lx Wx H)	Page
	PLC-30	160x 46x 30 mm	39
	PLC-45/60	181.5x 62x 35 mm	
PLC-100	200.5x 69.5x 35 mm		

	Series	Dimension (Lx Wx H)	Page
	ELG-75(DA)	180x 63x 35.5 mm	44~46
	ELG-100(DA)	199x 63x 35.5 mm	
	ELG-150(DA)	219x 63x 35.5 mm	
	ELG-200(DA)	244x 71x 37.5 mm	
	ELG-240(DA)	246x 77x 39.5 mm	
	Series	Dimension (Lx Wx H)	Page
	HLG-40H/60H	171x 61.5x 36.8 mm	51~55
	HLG-80H	195.6x 61.5x 38.8 mm	
	HLG-100H/120H	220x 68x 38.8 mm	
	HLG-150H/185H	228x 68x 38.8 mm	
	HLG-240H	244.2x 68x 38.8 mm	
	HLG-320H	252x 90x 43.8 mm	
	HLG-480H	262x 125x 43.8 mm	
HLG-600H	280x 144x 48.5 mm		

	Series	Dimension (Lx Wx H)	Page
	HVG-65	189x 61.5x 36.8 mm	59~61
	HVG-100	236x 68x 38.8 mm	
	HVG-150	245x 68x 38.8 mm	
	HVG-240	254.2x 68x 38.8 mm	
	HVG-320	262x 90x 43.8 mm	
	HVG-480	262x 125x 43.8 mm	

	Series	Dimension (Dx H)	Page
	HBG-100(DA)	φ130x 66.5 mm	69~70
	HBG-160(DA)	φ151.68x 66.5	
	HBG-200(DA)		
	HBG-240(DA)	φ191.5x 69	

	Series	Dimension (Lx Wx H)	Page
C.V	ERP-200(NON PFC)	220x 110x 40 mm	72
	ERP-350(NON PFC)	220.4x 130x 48 mm	
	ERPF-400		

	Series	Dimension (Lx Wx H)	Page
	XLG-25/50	105x 63x 30 mm	41

	Series	Dimension (Lx Wx H)	Page
DC 12V/24V Available	XLG-75/100	140x 63x 30 mm	42~43
	XLG-150	180x 63x 35 mm	
	XLG-200	199x 63x 35 mm	
	XLG-240	219x 63x 30 mm	

# Quick Selection Map

AC/DC

AC/DC

Metal Case

PFC

C.C or C.P

Series	Dimension (Lx Wx H)	Page
ELG-75-C(DA)	180x 63x 35.5 mm	47~49
ELG-100-C(DA)	199x 63x 35.5 mm	
ELG-150-C(DA)	219x 63x 35.5 mm	
ELGT-150-C		
ELG-200-C(DA)	244x 71x 37.5 mm	
ELG-240-C(DA)		
ELGC-300(ADA)	246x 77x 39.5 mm	

Series	Dimension (Lx Wx H)	Page
HLG-60H-C	171x 61.5x 36.8 mm	56~58
HLG-80H-C	195.6x 61.5x 38.8 mm	
HLG-120H-C	220x 68x 38.8 mm	
HLG-185H-C	228x 68x 38.8 mm	
HLG-240H-C	244.2x 68x 38.8 mm	
HLG-320H-C(ADA)	252x 90x 43.8 mm	
HLG-480H-C	262x 125x 43.8 mm	

Series	Dimension (Lx Wx H)	Page
HVGC-65	189x 61.5x 36.8 mm	62~65
HVGC-100	236x 68x 38.8 mm	
HVGC-150	245x 68x 38.8 mm	
HVGC-240	254.2x 68x 38.8 mm	
HVGC-320	262x 90x 43.8 mm	
HVGC-480(ADA)	262x 125x 43.8 mm	
HVGC-650(DA)	280x 144x 48.5mm	
HVGC-1000(DA)	310x 144x 48.5mm	

Series	Dimension (Lx Wx H)	Page
FDL-65	151x 53x 31.5 mm	65

Series	Dimension (Dx H)	Page
XBG-100	φ151.5x 60 mm	68
XBG-160	φ130x 56 mm	
XBG-240	φ191x 63 mm	

Series	Dimension (Dx H)	Page
HBGC-300(ADA)	φ191.5x 69 mm	71

Series	Dimension (Lx Wx H)	Page
LDC-35(DA)	280x 30x 21 mm	32
LDC-55(DA/DA2)	320x 30x 21 mm	
LDC-80(DA)	360x 30x 21 mm	

PCB Type

PFC

C.V

C.C

Series	Dimension (Lx Wx H)	Page
IDPV-25(A)	114.5x 72.5x 20 mm	75
IDPV-45(A)	120 x 66.5 x 20.5 mm	
IDPV-65(A)	130 x 67.5 x 20.5 mm	

Series	Dimension (Dx H)	Page
HBG-60-P	φ99x 26	74
HBG-100P(DA)	φ104x 34	
HBG-160P(DA)	φ124.6x 34	
HBG-240P	φ144x 31	

Series	Dimension (Lx Wx H)	Page
IDPC-25(A)	114.5x 72.5x 20 mm	76
IDPC-45(A)	120 x 66.5 x 20.5 mm	
IDPC-45-DA		
IDPC-65(A)	130 x 67.5 x 20.5 mm	
IDPC-65-DA		

Series	Dimension (Lx Wx H)	Page
PLP-30	101.6x 50.8x 26.6 mm	77
PLP-45/60	101.6x 50.8x 29.6 mm	

Series	Dimension (Lx Wx H)	Page
HLP-40H/60H	147x 53x 27 mm	78
HLP-80H	167x 53x 29.5 mm	

C.P: Constant Power Mode  
C.C: Constant Current Mode  
C.V: Constant Voltage Mode

# Quick Selection Map

DC/DC

## DC/DC

### Plastic Case

Step-up LED Driver

C.C

Series	Dimension (Lx Wx H)	Page
LDH-25	52.4x 27.2x 24 mm	80~81
LDH-45(DA)	75x 53x 22.7 mm	
LDH-65	75x 53x 22.7 mm	

Step-down LED Driver

C.C

Series	Dimension (Lx Wx H)	Page
NLDD-350~1400H <b>NEW</b>	32.1x 20.5x 12.5 mm	82~87
LDDS-250~1000H <b>NEW</b>	47x 12x 7 mm	
LDD-300~1500H	31.8x 20.3x 12.2 mm	
LDD-300~700L	22.6x 9.9x 8.9 mm	
LDD-1000~1500L	31.8x 20.3x 12.2 mm	
NHDD-40 <b>NEW</b>	31.2x 20.5x 12.5 mm	

Buck-boost LED Driver

C.C

Series	Dimension (Lx Wx H)	Page
LDD-350~1400H-DA	40.6x 23.5x 10.1 mm	84
LDD-350~1400H-WDA		

Series	Dimension (Lx Wx H)	Page
LDB-300~600L/W	31.8x 20.3x 12.2 mm	83

### ACCESSORIES

Surge Protection Device

Series	Dimension (Lx Wx H)	Page
SPD-20	90x 70x 50 mm	88
SPD-20HP	71.6x 67.7x 32 mm	
SPD-10-320S	85x 37x 40 mm	
SPD-10S	56.76 x 46.36 x 26 mm	

Inrush Current Limiter

Series	Dimension (Lx Wx H)	Page
ICL-16R	35x 90x 54.5 mm	89
ICL-16L	175x 42x 24 mm	

Motion Sensor

Series	Dimension (Dx H)	Page
PIR-045	60*71.3mm	89

DALI to PWM Converter

Series	Dimension (Lx Wx H)	Page
DAP-04, DAP-04-S01	165x 46x 23 mm	90

Smart Timer Dimming

Series	Dimension (Lx Wx H)	Page
SDP-001	165x 46x 23 mm	91

C.P: Constant Power Mode  
C.C: Constant Current Mode  
C.V: Constant Voltage Mode

# Quick Selection Map

DC/DC

## Building Automation System

### DALI-2 Product Solution

DALI Bus Power

Series	Dimension (Lx Wx H)	Page
DLP-04L	145x 38x 22 mm	93
DLP-04R	35x 90x 54.5 mm	

DALI Constant Current Mode LED Driver

Series	Dimension (Lx Wx H)	Page
LCM-25DA2 <b>NEW</b>	105x 68x 23 mm	93
LCM-40/60DA2 <b>NEW</b>	123.5x 81.5x 23 mm	

DALI Constant Voltage Mode LED Driver

Series	Dimension (Lx Wx H)	Page
PWM-60DA2 <b>NEW</b>	150x 53x 35 mm	93
PWM-90DA2 <b>NEW</b>	171x 63x 37.5 mm	
PWM-120DA2 <b>NEW</b>	191x 63x 37.5 mm	
PWM-200DA2 <b>NEW</b>	195x 68x 39.5 mm	

DALI-2 Controller

Series	Dimension (Lx Wx H)	Page
DLC-02 <b>NEW</b>	144x 90x 58mm	94

### KNX Product Solution

KNX Constant Current Mode LED Driver

Series	Dimension (Lx Wx H)	Page
LCM-25KN	105x 68x 23mm	97
LCM-40/60KN	123.5x 81.5x 23mm	

KNX Constant Voltage Mode LED Driver

Series	Dimension (Lx Wx H)	Page
PWM-60KN	150x 53x 35mm	97
PWM-120KN	191x 63x 37.5 mm	
PWM-200KN <b>NEW</b>	195x 68x 39.5 mm	

KNX to DALI Gateway

Series	Dimension (Lx Wx H)	Page
DLC-02-KN <b>NEW</b>	144x 90x 58mm	98

KNX LED actuator / dimmer

Series	Dimension (Lx Wx H)	Page
KAA-4R4V	90x 72x 57 mm	98

KNX Universal Actuator

Series	Dimension (Lx Wx H)	Page
KAA-8R	90x 72x 57 mm	98

KNX System component

Series	Dimension (Lx Wx H)	Page
KNX-20E-640	52.5x 90x 54.5mm	99
KNX-40E-1280	72x 90x 57mm	
KSI-01U/KSR-01IP/KSC-01L	36x 90x 71mm	

C.P: Constant Power Mode  
C.C: Constant Current Mode  
C.V: Constant Voltage Mode



# Plastic Case

Non PFC+Lead wire

- 7 AP Series (8~35W)
- 9 AP-E Series (8~16W)
- 10 LP Series (18~150W)

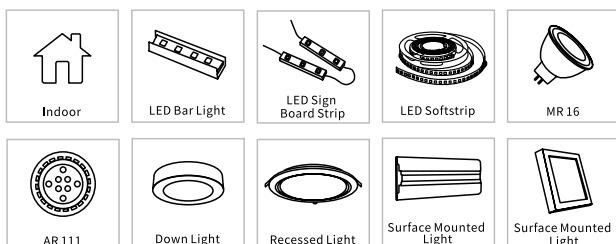


3BROTHERS  
CERTIFIED PARTNER

The AP and LP series are the entry-level products with constant voltage and constant current mode choices . Most DC 12V and 24V can be used with general light bar/light strip or advertising light box application. Moreover waterproof function is available for LP series .

Other constant current application can be used according to the COB LED or SMD LED specifications selected. Currently, the Driver current range can cover from 250/350/500/700/1050/1400mA to maximum 3150 mA (150W) for all kinds of indoor lighting applications.



## Application



# AP series 8~35W

## Features

- Constant voltage mode
- Universal AC input / Full range
- No load power consumption <0.5W for APV-8
- Withstand 300VAC surge input for 5 seconds (APV-25/35)
- Fully isolated plastic case with IP42 level
- Isolation class II, no F.G.
- Class 2 power unit / Pass LPS (except for APV-8)
- Economic, high reliability
- Suitable for LED strip applications
- Protections: Short circuit / Overload / Over voltage
- 2 years warranty



AC input voltage range	90~264VAC ; 127~370VDC		
AC inrush current (max.)	Cold start, 70A at 230VAC	APV-12: Cold start, 70A at 230VAC APV-16: Cold start, 50A at 230VAC	Cold start, 45A at 230VAC
Overload protection	>105% rated output power (110%~160% for APV-35) hiccup mode, auto-recovery		
Over voltage protection	115%~135% rated output voltage	110%~145% rated output voltage	
Withstand voltage	I/P-O/P: 3.75kVAC		I/P-O/P: 3kVAC
Working temperature	-30~+70°C (refer to output derating curve)		
Vibration	10~500Hz, 2G 10 minutes /1 cycle, period for 60 minutes each along X, Y, Z axes		
Safety standards	UL8750, BS EN61347-2-13 (LVD); BIS IS15885(except for 5V); EAC TP TC 004 approved; BS EN62368-1 (LVD) , BS EN61347-1,-2-13; GB19510.14, GB19510.1(optional)	UL8750, ENEC BS EN61347-1/2-13; GB19510.14, GB19510.1, EAC TP TC 004; BIS IS15885(except for 5V)	UL8750, EAC TP TC 004 approved, BIS IS15885(except for 15V, 36V); BS EN62368-1 (LVD)
EMC standards	BS EN55024, BS EN55032, BS EN61000-3-2 class A, BS EN61000-3-3, EAC TP TC 020, BS EN61000-4-2,3,4,5,6,8,11, BS EN61547; GB17743, GB17625.1(optional)		BS EN55024, BS EN55032 classB, BS EN61000-3-2 class A, BS EN61000-3-3, EAC TP TC 020, BS EN61000-4-2,3,4,5,6,8,11
Connection	Input	UL rated, 18AWGx2C (15cm)	
	Output	UL rated, 20AWGx2C (15cm)	
Dimension (LxWxH)(mm)	60x 30x 23.5	77x 40x 29	84x 57x 29.5

### APV-8 Series



Model No.	Output	Tol.	R&N	Effi.
APV-8-5	5V, 0~1.4A	±5%	250mV	74%
APV-8-12	12V, 0~0.67A	±5%	250mV	80%
APV-8-24	24V, 0~0.34A	±5%	300mV	81%

### APV-12 Series



Model No.	Output	Tol.	R&N	Effi.
APV-12-5	5V, 0~2A	±5%	100mV	76%
APV-12-12	12V, 0~1A	±5%	120mV	82%
APV-12-15	15V, 0~0.8A	±5%	120mV	82%
APV-12-24	24V, 0~0.5A	±5%	150mV	84%

### APV-16 Series



Model No.	Output	Tol.	R&N	Effi.
APV-16-5	5V, 0~2.6A	±5%	100mV	76%
APV-16-12	12V, 0~1.25A	±5%	120mV	80%
APV-16-15	15V, 0~1.00A	±5%	120mV	81%
APV-16-24	24V, 0~0.67A	±5%	150mV	83%

### APV-25 Series



Model No.	Output	Tol.	R&N	Effi.
APV-25-5	5V, 0~3.5A	±5%	120mV	75.5%
APV-25-12	12V, 0~2.1A	±5%	150mV	82.0%
APV-25-15	15V, 0~1.68A	±5%	150mV	83.0%
APV-25-24	24V, 0~1.05A	±5%	150mV	83.0%
APV-25-36	36V, 0~0.7A	±5%	150mV	84.0%

### APV-35 Series




Model No.	Output	Tol.	R&N	Effi.
APV-35-5	5V, 0~5A	±5%	120mV	76.5%
APV-35-12	12V, 0~3A	±5%	150mV	83.0%
APV-35-15	15V, 0~2.4A	±5%	150mV	84.0%
APV-35-24	24V, 0~1.5A	±5%	180mV	84.0%
APV-35-36	36V, 0~1.0A	±5%	180mV	85.0%

Note: 1. These products are not intended for lighting applications in the EU. (In the EU NPF/LPF/XLG series are recommended)  
2. For CCC certificate type, please contact MEAN WELL for details.

# AP series 8~35W

## Features

- Constant current mode
- Universal AC input / Full range
- No load power consumption <0.5W for APC-8
- Withstand 300VAC surge input for 5 seconds (APC-25/35)
- Fully isolated plastic case with IP42 level
- Isolation class II, no F.G.
- Class 2 power unit / Pass LPS (except for APC-8, APC-25-350 and APC-35-350/500)
- Economic, high reliability
- Small and compact size
- Suitable for LED strip applications
- Protections: Short circuit / Over voltage (except for APC-8)
- 2 years warranty



AC input voltage range	90~264VAC ; 127~370VDC		
AC inrush current (max.)	Cold start, 70A at 230VAC	APC-12: Cold start, 70A at 230VAC APC-16: Cold start, 45A at 230VAC	Cold start, 45A at 230VAC
Over voltage protection	None	110%~145% rated output voltage	
Withstand voltage	I/P-O/P: 3.75kVAC		I/P-O/P: 3kVAC
Working temperature	-30~+70°C (refer to output derating curve)		
Vibration	10~500Hz, 2G 10 minutes /1 cycle, period for 60 minutes each along X, Y, Z axes		
Safety standards	UL8750, EAC TP TC 004, BIS 15885 approved; BSEN62368-1(LVD), EN61347-1, BS EN61347-2-13 (LVD); GB19510.14, GB19510.1(optional)	UL8750, UL1310, EAC TP TC 004, BIS 15885 approved; Design refer to TUV EN61347-1; GB19510.14, GB19510.1(optional)	UL8750 & UL1310(except for APC-25-350 & APC-35-350/500), EAC TP TC 004, BIS IS15885 approved, BS EN62368-1(LVD)
EMC standards	BS EN61000-3-2 class A, BS EN61000-3-3, BS EN55032, BS EN55024 BS EN61000-4-2,3,4,5,6,8,11, EAC TP TC 020; B17743/17625.1(optional)		BS EN55032 class B, BS EN55024 BS EN61000-3-2 class A, BS EN61000-3-3, EAC TP TC 020, BS EN61000-4-2,3,4,5,6,8,11
Connection	Input	UL rated, 18AWGx2C (15cm)	
	Output	UL rated, 20AWGx2C (15cm)	
Dimension (LxWxH)(mm)	60x 30x 23.5	77x 40x 29	84x 57x 29.5

### APC-8 Series



Model No.	Output	Tol.	R&N	Effi.
APC-8-250	16~32V, 250mA	±8%	350mV	82.5%
APC-8-350	11~23V, 350mA	±8%	300mV	81.5%
APC-8-500	8~16V, 500mA	±8%	300mV	81%
APC-8-700	6~11V, 700mA	±8%	250mV	80%

### APC-12 Series



Model No.	Output	Tol.	R&N	Effi.
APC-12-350	9~36V, 350mA	±8%	300mV	82%
APC-12-700	9~18V, 700mA	±8%	250mV	80%

### APC-16 Series



Model No.	Output	Tol.	R&N	Effi.
APC-16-350	12~48V, 350mA	±8%	300mV	84%
APC-16-700	9~24V, 700mA	±8%	250mV	83%

### APC-25 Series



Model No.	Output	Tol.	R&N	Effi.
APC-25-350	25~70V, 350mA	±8%	300mV	83%
APC-25-500	15~50V, 500mA	±8%	300mV	83%
APC-25-700	11~36V, 700mA	±8%	300mV	83%
APC-25-1050	9~24V, 1050mA	±8%	300mV	83%

### APC-35 Series





Model No.	Output	Tol.	R&N	Effi.
APC-35-350	28~100V, 350mA	±8%	350mV	84%
APC-35-500	25~70V, 500mA	±8%	350mV	84%
APC-35-700	15~50V, 700mA	±8%	350mV	84%
APC-35-1050	11~33V, 1050mA	±8%	350mV	84%

Note: 1. These products are not intended for lighting applications in the EU. (In the EU NPF/LPF/XLG series are recommended)  
2. For CCC certificate type, please contact MEAN WELL for details.

# AP-E series 8~16W

## Features

- Constant voltage mode for APV-E series  
Constant current mode for APC-E series
- 180~264VAC input only
- No load power consumption < 0.5W
- Fully isolated plastic case
- Isolation class II, no F.G.
- Meet EN6100-3-2 Harmonics current
- Economic, high reliability
- Suitable for LED luminaire and strip application
- Protections:  
Short circuit / Overload (APV-E series only) / Over voltage (except for APC-8E)
- 2 years warranty



		APV/APC-8E	APV/APC-12E/16E
AC input voltage range		180 ~ 264VAC ; 254 ~ 370VDC	
AC inrush current (max.)		Cold start, 70A at 230VAC (50A for APV-16E, 45A for APC-16E)	
Over voltage protection		115%~135% rated output voltage (except for APC-8E)	
Withstand voltage		I/P-O/P: 3.75kVAC	
Working temperature		-30~+70°C (refer to output derating curve)	
Vibration		10~500Hz, 2G 10 minutes /1 cycle, period for 60 minutes each along X, Y, Z axes	
Safety standards		ENEC BS EN61347-1, BS EN61347-2-13, BS EN62384, EAC TP TC 004 approved	
EMC standards		BS EN55015, BS EN61000-3-2 class A, BS EN61000-3-3, BS EN61000-4-2,3,4,5,6,8,11, BS EN61547, EAC TP TC 020	
Connection	Input	H03VVH2-F 0.75mm <sup>2</sup> x2C (15cm)	H03VVH2-F 0.75mm <sup>2</sup> x2C (15cm)
	Output	UL rated, 20AWGx2C (15cm)	UL rated, 20AWGx2C (15cm)
Dimension (LxWxH)(mm)		60x 30x 23.5	77x 40x 29

### APV-8E Series



Model No.	Output	Tol.	R&N	Effi.
APV-8E-5	5V, 0~1.4A	±5%	250mV	74.0%
APV-8E-12	12V, 0~0.67A	±5%	250mV	77.5%
APV-8E-24	24V, 0~0.34A	±5%	300mV	78.5%

### APC-8E Series



Model No.	Output	Tol.	R&N	Effi.
APC-8E-250	16~32V, 250mA	±8%	350mV	81.5%
APC-8E-350	11~23V, 350mA	±8%	300mV	80.5%
APC-8E-500	8~16V, 500mA	±8%	300mV	79.0%
APC-8E-700	6~11V, 700mA	±8%	250mV	77.5%

### APV-12E Series



Model No.	Output	Tol.	R&N	Effi.
APV-12E-5	5V, 0~2A	±5%	100mV	75.0%
APV-12E-12	12V, 0~1A	±5%	120mV	81.0%
APV-12E-15	15V, 0~0.8A	±5%	120mV	81.0%
APV-12E-24	24V, 0~0.5A	±5%	150mV	83.0%

### APC-12E Series



Model No.	Output	Tol.	R&N	Effi.
APC-12E-350	9~36V, 350mA	±8%	300mV	81.0%
APC-12E-700	9~18V, 700mA	±8%	250mV	79.0%

### APV-16E Series



Model No.	Output	Tol.	R&N	Effi.
APV-16E-5	5V, 0~2.6A	±5%	100mV	75.0%
APV-16E-12	12V, 0~1.25A	±5%	120mV	79.0%
APV-16E-15	15V, 0~1A	±5%	120mV	80.0%
APV-16E-24	24V, 0~0.67A	±5%	150mV	82.0%

### APC-16E Series



Model No.	Output	Tol.	R&N	Effi.
APC-16E-350	12~48V, 350mA	±8%	300mV	83.0%
APC-16E-700	9~24V, 700mA	±8%	250mV	82.0%

Note: These series can be used for LED lighting luminaires and MR16/AR111 application

# LP series 18~35W

## Features

- Constant voltage mode
- LPL-18: 90~132VAC input only  
LPH-18: 180~264VAC input only  
LPV: 90~264VAC input
- Withstand 300VAC surge input for 5 seconds (LPV-20/35)
- Fully encapsulated with IP67 level
- Isolation class II, no F.G.
- Class 2 power unit / Pass LPS
- Economic, high reliability
- Suitable for LED-based decorative/architectural lighting, LED stage, theater lighting, and LED electronic displays
- Protections: Short circuit / Overload / Over voltage / Over temperature (LPH-18/LPL-18 only)
- 2 years warranty



		LPL-18	LPH-18	LPV-20	LPV-35
AC input voltage range		90~132VAC	180~264VAC	90~264VAC	
AC inrush current (max.)		Cold start, 40A at 115VAC	Cold start, 50A at 230VAC	Cold start, 70A at 230VAC	Cold start, 55A at 230VAC
Overload Protection	Range	>105%		110%~150%	
	Type	Hiccup mode, auto-recovery			
Over voltage protection		115%~135% rated output voltage			
Withstand voltage		I/P-O/P: 3kVAC			
Working temperature		-30~+70°C			-30~+65°C
Vibration		10~500Hz, 2G 10 minutes /1 cycle, period for 60 minutes each along X, Y, Z axes			
Safety standards		TUV BS EN62368-1, EAC TP TC 004, BIS IS15885 (except for LPL-18, LPH-18-36) approved for LPH-18		LPV-20: TUV BS EN62368-1, UL879, UL1310, EAC TP TC 004 approved LPV-35: UL1310, IEC62368-1, EAC TP TC 004 approved	
EMC standards		BS EN55032 class B, BS EN61000-3-2 class A, BS EN61000-3-3, BS EN61000-4-2,3,4,5,6,8,11, EAC TP TC 020, BS EN55024, FCC part 15 class B (LPL-18)			
Connection	Input	UL rated, 18AWGx2C (30cm)		UL rated, 18AWGx2C (60cm)	UL rated, 18AWGx2C (60cm)
	Output				UL rated, 16AWGx2C (60cm)
Dimension (LxWxH)(mm)		140x 30x 22		118x 35x 26	148x 40x 30

### LPL-18 Series



Model No.	Output	Tol.	R&N	Effi.
LPL-18-12	12V, 0~1.5A	±3%	120mV	80%
LPL-18-24	24V, 0~0.75A	±3%	150mV	83%
LPL-18-36	36V, 0~0.5A	±3%	200mV	84%

### LPV-20 Series



Model No.	Output	Tol.	R&N	Effi.
LPV-20-5	5V, 0~3A	±5%	80mV	77%
LPV-20-12	12V, 0~1.67A	±5%	120mV	81%
LPV-20-15	15V, 0~1.33A	±5%	120mV	83%
LPV-20-24	24V, 0~0.84A	±5%	150mV	83%

### LPH-18 Series



Model No.	Output	Tol.	R&N	Effi.
LPH-18-12	12V, 0~1.5A	±3%	120mV	77%
LPH-18-24	24V, 0~0.75A	±3%	150mV	82%
LPH-18-36	36V, 0~0.5A	±3%	200mV	83%

### LPV-35 Series



Model No.	Output	Tol.	R&N	Effi.
LPV-35-5	5V, 0~5A (peak 6A)	±6%	80mV	77%
LPV-35-12	12V, 0~3A	±5%	120mV	84%
LPV-35-15	15V, 0~2.4A	±5%	120mV	84%
LPV-35-24	24V, 0~1.5A	±5%	150mV	85%
LPV-35-36	36V, 0~1A	±5%	150mV	85%

Note: These products are not intended for lighting applications in the EU. (In the EU NPF/LPF/XLG series are recommended)

# LP series 60~150W

## Features

- Constant voltage mode
- LPV-60/100: 90~264VAC input  
LPV-150: 180~305VAC input only  
LPVL-150: 90~132VAC input only
- Withstand 300VAC surge input for 5 seconds (LPV-60/100)
- Fully encapsulated with IP67 level
- Isolation class II, no F.G.
- Class 2 power unit / Pass LPS (LPV-60-12/15/24/36/48 only)
- Type HL LED Driver for use in Class I, Division 2 hazardous location luminaires (LPVL-150 only)
- Economic, high reliability
- Suitable for LED-based decorative/architectural lighting, LED stage, theater lighting, and LED electronic displays
- Protections: Short circuit / Overload / Over voltage / Over temperature (LPV-150, LPVL-150 only)
- 2 years warranty

	LPV-60	LPV-100	LPV-150 LPVL-150	
<b>INPUT</b>				
LPV-60/100				
LPV/LPVL-150				
<b>OUTPUT</b>				
LPV-60/100				
LPV/LPVL-150				
AC input voltage range	90~264VAC; 127~370VDC		LPV-150: 180~305VAC; 254~431VDC LPVL-150: 90~132VAC	
AC inrush current (max.)	Cold start, 60A at 230VAC	Cold start, 75A at 230VAC	LPV-150: Cold start, 60A at 230VAC LPVL-150: Cold start, 75A at 115VAC	
Overload protection	110%~150% hiccup mode, auto-recovery			
Over voltage protection	115%~135% rated output voltage			
Withstand voltage	I/P-O/P: 3kVAC			
Working temperature	-30~+70°C	-25~+70°C	-25~+65°C	
Vibration	10~500Hz, 2G 10 minutes /1 cycle, period for 60 minutes each along X, Y, Z axes			
Safety standards	UL879 (except for LPV-60-5), UL1310 (except for LPV-60-5), IEC62368-1, EAC TP TC 004 approved	UL8750, UL879, EAC TP TC 004 approved; IEC62368-1		
EMC standards	BS EN55032 class B, BS EN61000-3-2 class A, BS EN61000-3-3, BS EN61000-4-2,3,4,5,6,8,11, EAC TP TC 020 FCC part 15 for LPVL-150 only, BS EN55024			
Connection	Input	UL rated, 18AWGx2C (60cm)	UL rated, 18AWGx2C (30cm)	UL rated, SJTW 18AWGx2C (30cm)
	Output	UL rated, 16AWGx2C (60cm)	UL rated, 14AWGx2C (30cm)	UL rated, SJTW 14AWGx2C (30cm)
Dimension (LxWxH)(mm)	162.5x 42.5x 32	190x 52x 37	191x 63x 37.5	

### LPV-60 Series



Model No.	Output	Tol.	R&N	Effi.
LPV-60-5	5V, 0~8A	±8%	80mV	76%
LPV-60-12	12V, 0~5A	±5%	120mV	83%
LPV-60-15	15V, 0~4A	±5%	120mV	83%
LPV-60-24	24V, 0~2.5A	±5%	150mV	86%
LPV-60-36	36V, 0~1.67A	±5%	150mV	86%
LPV-60-48	48V, 0~1.25A	±5%	150mV	86%

### LPV-100 Series



Model No.	Output	Tol.	R&N	Effi.
LPV-100-5	5V, 0~12A	±8%	80mV	80%
LPV-100-12	12V, 0~8.5A	±5%	120mV	85%
LPV-100-15	15V, 0~6.7A	±5%	120mV	87%

Model No.	Output	Tol.	R&N	Effi.
LPV-100-24	24V, 0~4.2A	±5%	150mV	88%
LPV-100-36	36V, 0~2.8A	±5%	150mV	88%
LPV-100-48	48V, 0~2.1A	±5%	150mV	89%

### LPV/LPVL-150 Series



Model No.	Output	Tol.	R&N	Effi.
LPV□-150-12	12V, 0~10A	±5%	200mV	87%
LPV-150-15	15V, 0~8A	±5%	200mV	88%
LPV□-150-24	24V, 0~6.3A	±5%	200mV	89%
LPV-150-36	36V, 0~4.2A	±5%	200mV	89%
LPV-150-48	48V, 0~3.2A	±5%	200mV	90%


□ = Blank, L ;  
Blank: AC input range 180~305VAC, L: AC input range 90~132VAC

Note: These products are not intended for lighting applications in the EU. (In the EU NPF/LPF/XLG series are recommended)

# LP series 18~35W

## Features

- **Constant current mode**
- LPHC-18: 180~264VAC input only  
LPC-20/35: 90~264VAC input
- Withstand 300VAC surge input for 5 seconds (only for LPC-20/35)
- **Fully encapsulated with IP67 level**
- Isolation class II, no F.G.
- Class 2 power unit / Pass LPS
- Economic, high reliability
- Suitable for LED-based decorative / architectural lighting, LED stage, theater lighting, and LED electronic displays
- Protections: Short circuit / Over voltage / Over temperature (except for LPC-20/35)
- 2 years warranty



	LPHC-18	LPC-20	LPC-35
AC input voltage range	180~264VAC	90~264VAC	
AC inrush current (max.)	Cold start, 50A at 230VAC	Cold start, 70A at 230VAC	Cold start, 55A at 230VAC
Over voltage protection	105%~135% rated output voltage		
Withstand voltage	I/P-O/P: 3kVAC		
Working temperature	-30~+70°C		
Vibration	10~500Hz, 2G 10 minutes /1 cycle, period for 60 minutes each along X, Y, Z axes		
Safety standards	TUV BS EN62368-1, EAC TP TC 004	LPC-20: UL1310, UL879, TUV BS EN62368-1, EAC TP TC 004 approved	LPC-35: UL1310, EAC TP TC 004 approved
EMC standards	BS EN55032 class A, BS EN55024, BS EN61000-3-2 class A, BS EN61000-3-3, EAC TP TC 020, BS EN61000-4-2,3,4,5,6,8,11	BS EN55032 class B, BS EN55024, BS EN61000-3-2 class A, BS EN61000-3-3, EAC TP TC 020, BS EN61000-4-2,3,4,5,6,8,11	
Connection	Input	UL rated, 18AWGx2C (60cm)	UL rated, 18AWGx2C (60cm)
	Output		UL rated, 16AWGx2C (60cm)
Dimension (LxWxH)(mm)	140x 30x 22	118x 35x 26	148x 40x 30

### LPHC-18 Series




Model No.	Output	Io Tol.	R&N	Effi.
LPHC-18-350	6~48V, 350mA	±8%	300mV	80%
LPHC-18-700	6~25V, 700mA	±8%	250mV	80%

### LPC-20 Series



Model No.	Output	Io Tol.	R&N	Effi.
LPC-20-350	9~48V, 350mA	±5%	200mV	83%
LPC-20-700	9~30V, 700mA	±5%	200mV	83%

### LPC-35 Series



Model No.	Output	Io Tol.	R&N	Effi.
LPC-35-700	9~48V, 700mA	±5%	200mV	85%
LPC-35-1050	9~30V, 1050mA	±5%	200mV	85%
LPC-35-1400	9~24V, 1400mA	±5%	200mV	85%

Note: These products are not intended for lighting applications in the EU. (In the EU NPF/LPF/XLG series are recommended)

# LP series 60~150W

## Features

- **Constant current mode**
- LPC-60/100: 90~264VAC input  
LPC-150: 180~305VAC input only
- High efficiency up to 90%
- **Fully encapsulated with IP67 level**
- Isolation class II, no F.G.
- Class 2 power unit / Pass LPS (LPC-60)
- Economic, high reliability
- Suitable for LED-based decorative / architectural lighting, LED stage, theater lighting, and LED electronic displays
- Protections: Short circuit / Over voltage / Over temperature (LPC-150 only)
- 2 years warranty

	LPC-60	LPC-100	LPC-150	
<b>INPUT</b>				
60W / 100W				
150W				
<b>OUTPUT</b>				
60W / 100W				
150W				
				
AC input voltage range	90~264VAC; 127~370VDC		180~305VAC; 254~431VDC	
AC inrush current (max.)	Cold start, 60A at 230VAC	Cold start, 75A at 230VAC	Cold start, 40A at 230VAC	
Over voltage protection	105%~135%		110%~135%	
Withstand voltage	I/P-O/P: 3kVAC			
Working temperature	-30~+70°C	-25~+50°C	-25~+50°C	
Vibration	10 ~ 500Hz, 2G 10min./1cycle, period for 60min. each along X, Y, Z axes			
Safety standards	IEC62368-1, UL1310, EAC TP TC 004 approved	IEC62368-1, EAC TP TC 004 approved	BS EN62368-1(LVD), EAC TP TC 004 approved	
EMC standards	BS EN55032 class B, BS EN55024, BS EN61000-3-2 class A, BS EN61000-3-3, BS EN61000-4-2,3,4,5,6,8,11, EAC TP TC 020			
Connection	Input	UL rated, 18AWG x2C (60cm)	UL rated, 18AWG x2C (30cm)	UL rated, SJTW 18AWG x2C (30cm)
	Output	UL rated, 16AWG x2C (60cm)	UL rated, 18AWG x2C (30cm)	UL rated, SJTW 18AWG x2C (30cm)
Dimension (LxWxH)(mm)	162.5x 42.5x 32	190x 52x 37	191x 63x 37.5	

### LPC-60 Series



Model No.	Output	Io Tol.	R&N	Effi.
LPC-60-1050	9~48V, 1050mA	±5%	200mV	87%
LPC-60-1400	9~42V, 1400mA	±5%	200mV	85%
LPC-60-1750	9~34V, 1750mA	±5%	200mV	87%

### LPC-100 Series



Model No.	Output	Io Tol.	R&N	Effi.
LPC-100-350	143~286V, 350mA	±5%	1.5V	90%
LPC-100-500	100~200V, 500mA	±5%	1.5V	90%
LPC-100-700	72~143V, 700mA	±5%	1.0V	90%
LPC-100-1050	48~96V, 1050mA	±5%	1.0V	90%
LPC-100-1400	36~72V, 1400mA	±5%	1.0V	89.5%
LPC-100-1750	29~58V, 1750mA	±5%	1.0V	89.5%
LPC-100-2100	24~48V, 2100mA	±5%	1.0V	89%

### LPC-150 Series



Model No.	Output	Io Tol.	R&N	Effi.
LPC-150-350	215~430V, 350mA	±5%	2.0V	90%
LPC-150-500	150~300V, 500mA	±5%	1.5V	90%
LPC-150-700	107~215V, 700mA	±5%	1.0V	90%
LPC-150-1050	72~144V, 1050mA	±5%	1.0V	90%
LPC-150-1400	54~108V, 1400mA	±5%	1.0V	90%
LPC-150-1750	43~86V, 1750mA	±5%	1.0V	90%
LPC-150-2100	36~72V, 2100mA	±5%	1.0V	90%
LPC-150-2450	31~62V, 2450mA	±5%	1.0V	90%
LPC-150-2800	27~54V, 2800mA	±5%	1.0V	90%
LPC-150-3150	24~48V, 3150mA	±5%	1.0V	90%


Note: These products are not intended for lighting applications in the EU. (In the EU NPF/LPF/XLG series are recommended)



# Plastic Case

with PFC + Cable

- 15 NPF Series (40~200W)
- 17 LPF Series (16~90W)
- 19 PWM Series (40~200W)
- 21 ODLV Series (45~65W)
- 22 ODLC Series (45~65W)
- 23 PLD Series (16~60W)
- 24 PCD Series (16~60W)
- 25 PLN Series (20~100W)
- 26 HLN Series (40~80W)
- 27 OWA Series (60~200W)
- 29 GSV Series (30~60W)



**OPTOTECH**

CERTIFIED PARTNER

MEAN WELL provides various kinds of LED drivers for indoor lighting luminaires. In general, LED drivers with plastic housing can be categorized into independent and built-in types. For example, NPF,LPF,PWM and OWA series feature the waterproof function and can be used externally as an independent driver control gear or built-in with luminaires, especially for high humidity or semi-outdoor environment. While, ODLC/ODLV/PLD/PCD series are for built-in indoor design luminaries, such as recessed light/down light/Canopy luminaires. The above-mentioned LED drivers are equipped with 0-10V dimming, DALI dimming or PWM style output dimming function respectively. Furthermore, if auxiliary power is needed for intelligent control products,ODLC/ODLV-45/60 series is a perfect fit.



## Application



# NPF series 40~90W

## Features

- Constant voltage+constant current modes (D-Type: Constant current mode only)
- Universal AC input (90 to 305VAC) / Full range
- High efficiency up to 90%
- No load power consumption <0.15W (<0.5W for D-Type)
- Fully isolated plastic case with IP67 level
- Isolation class II, no F.G.
- Class 2 power unit [except for NPF-90(D)-12/15 & NPF-120(D)]
- Type HL LED Driver for use in Class I, Division 2 hazardous location luminaires [except for NPF-90(D)]
- D-Type: Built-in 3 in 1 dimming function (0~10VDC, PWM signal or resistance)
- IP67 Suitable for dry, damp, and wet location
- Protections: Short circuit / Over current / Over voltage / Over temperature
- 5 years warranty

INPUT		OUTPUT (NPF-40D/60D)	NPF-40(D)/60(D)	NPF-90(D)
ACL	ACN	DIM+ DIM- Vo+ Vo-		
OUTPUT (NPF-40/60/90/120)		OUTPUT (NPF-90D/120D)		
Vo-	Vo+	DIM+ DIM- Vo- Vo+		
AC input voltage range		90~305VAC; 127~431VDC		
AC inrush current (max.)		Cold start, 50A at 230VAC	Cold start, 60A at 230VAC	
Over current protection		95%~108% constant current limiting, auto-recovery		
Over voltage protection		110%~140% rated output voltage		
Over temp. protection		Shut down o/p voltage, re-power on to recover		
Setup, rise, hold up time		500ms, 80ms, 16ms at full load and 230VAC		
Total harmonic distortion		THD<20%		
Withstand voltage		I/P-O/P: 3.75kVAC		
Working temperature		Tcase= -40~+85°C (refer to "OUTPUT LOAD vs TEMPERATURE")		
Safety standards		UL8750, ENEC BS EN61347-1, BS EN61347-2-13, BS EN62384 approved, GB19510.14, GB19510.1, EAC TP TC 004, <b>UL879</b> [for NPF-40(D)/60(D)12V,24V only]		
EMC standards		BS EN55015, BS EN61000-3-2 class C, BS EN61000-3-3, BS EN61000-4-2,3,4,5,6,8,11, BS EN61547, GB17743, GB17625.1, EAC TP TC 020		
Connection	Input	UL rated, SJTW 18AWGx2C (30cm)		
	Output	NPF-40/60: SVT 18AWGx 2C (30cm) NPF-40D/60D: UL2464 18AWG x2C (30cm)+ 22AWG x2C (30cm)	NPF-90: SJTW 16AWGx2C (30cm) NPF-90D: SJTW 16AWGx2C (30cm)+ UL2464 18AWGx2C (30cm)	
Dimension (LxWxH) (mm)		150x 53x 35	171x 63x 37.5	

## NPF-40 Series

Model No.	Output	Tol.	R&N	Io Ripple (D-Type)	Effi.
NPF-40□-12○	12V, 0~3.34A	±4%	150mV	5%	86%
NPF-40□-15○	15V, 0~2.67A	±4%	150mV	5%	87%
NPF-40□-20○	20V, 0~2A	±4%	150mV	5%	88%
NPF-40□-24○	24V, 0~1.67A	±3%	150mV	5%	89%
NPF-40□-30○	30V, 0~1.34A	±3%	200mV	5%	89%
NPF-40□-36○	36V, 0~1.12A	±2%	200mV	5%	90%
NPF-40□-42○	42V, 0~0.96A	±1%	200mV	5%	90%
NPF-40□-48○	48V, 0~0.84A	±1%	200mV	5%	90%
NPF-40□-54○	54V, 0~0.76A	±1%	350mV	5%	90%

## NPF-60 Series

Model No.	Output	Tol.	R&N	Io Ripple (D-Type)	Effi.
NPF-60□-12○	12V, 0~5A	±4%	150mV	5%	86%
NPF-60□-15○	15V, 0~4A	±4%	150mV	5%	87%
NPF-60□-20○	20V, 0~3A	±4%	150mV	5%	88%
NPF-60□-24○	24V, 0~2.5A	±3%	150mV	5%	89%

Model No.	Output	Tol.	R&N	Io Ripple (D-Type)	Effi.
NPF-60□-30○	30V, 0~2A	±3%	200mV	5%	90%
NPF-60□-36○	36V, 0~1.67A	±2%	200mV	5%	90%
NPF-60□-42○	42V, 0~1.43A	±1%	200mV	5%	90%
NPF-60□-48○	48V, 0~1.25A	±1%	200mV	5%	90%
NPF-60□-54○	54V, 0~1.12A	±1%	350mV	5%	90%

## NPF-90 Series

Model No.	Output	Tol.	R&N	Io Ripple (D-Type)	Effi.
NPF-90□-12○	12V, 0~7.5A	±4%	150mV	5%	88%
NPF-90□-15○	15V, 0~6A	±4%	150mV	5%	89%
NPF-90□-20○	20V, 0~4.5A	±4%	150mV	5%	90%
NPF-90□-24○	24V, 0~3.75A	±3%	150mV	5%	90%
NPF-90□-30○	30V, 0~3A	±3%	200mV	5%	89%
NPF-90□-36○	36V, 0~2.5A	±2%	200mV	5%	90%
NPF-90□-42○	42V, 0~2.15A	±1%	250mV	5%	90%
NPF-90□-48○	48V, 0~1.88A	±1%	250mV	5%	90%
NPF-90□-54○	54V, 0~1.67A	±1%	350mV	5%	90%

Note: □ = Blank, D ; Blank: without dimming function , D: with dimming function

# NPF series 120~200W

## Features

- (Constant voltage+constant current modes)  
(D-Type:Constant current mode dimming)  
(V-Type:Constant voltage mode dimming)
- Universal AC input (90 to 305VAC) / Full range
- High efficiency up to 94%
- No load power consumption <0.15W (<0.5W for D-Type)
- Fully isolated plastic case with IP67 level
- Isolation class II, no F.G.
- Class 2 power unit [except for NPF-90(D)-12/15 & NPF-120(D)]
- Type HL LED Driver for use in Class I, location luminaires [except for NPF-90(D)]
- D-Type or V-Type: Built-in 3 in 1 dimming function (0~10VDC, PWM signal or resistance)
- BE-Type: Built-in 3 in 1 dimming function (0~10VDC, PWM signal or resistance) and 12V/200mA auxiliary output for 120W only
- IP67 Suitable for dry, damp, and wet location
- Protections:  
Short circuit / Over current / Over voltage / Over temperature
- 5 years warranty

INPUT		OUTPUT (NPF-40D/60D)	NPF-120(D)	NPF-200(V)
ACL	ACN	DIM+ Vo+ Vo-		
OUTPUT (NPF-40/60/90/120)		OUTPUT (NPF-90D/120D)		
Vo-	Vo+	DIM+ DIM- Vo- Vo+		
AC input voltage range		90~305VAC; 127~431VDC		100~305VAC; 142~431VDC
AC inrush current (max.)		Cold start, 60A at 230VAC		Cold start, 65A at 230VAC
Over current protection		95%~108% constant current limiting, auto-recovery		
Over voltage protection		110%~140% rated output voltage		
Over temp. protection		Shut down o/p voltage, re-power on to recover		
Setup, rise, hold up time		500ms, 80ms, 16ms at full load and 230VAC	500ms, 80ms, 10ms at full load and 230VAC	
Total harmonic distortion		THD<20%		
Withstand voltage		I/P-O/P: 3.75kVAC		
Working temperature		Tcase= -40~+90°C		
Safety standards		UL8750, ENEC BS EN61347-1, BS EN61347-2-13, BS EN62384 approved, GB19510.14, GB19510.1, EAC TP TC 004, CSA C22.2 No. 250.13-12(only for NPF-200 series), Design refer to BS EN60335-1(only for NPF-200 series)		
EMC standards		BS EN55015, BS EN61000-3-2 class C, BS EN61000-3-3, BS EN61000-4-2,3,4,5,6,8,11, BS EN61547, GB17743, GB17625.1, EAC TP TC 020		
Connection	Input	UL rated, SJTW 18AWGx2C (30cm)		UL rated, SJOW 17AWGX2C&H05RN-F 2X1.0mm <sup>2</sup>
	Output	NPF-120: SJTW 14AWGX2C (30cm) NPF-120D: SJTW 14AWGX2C (30cm)+ UL2464 18AWGX2C (30cm) [UL2464 22AWGX3C(30cm) for BE-Type]		NPF-200: SJOW 14AWG*2C for 12V NPF-200V: SJOW 17AWGX2C&H05RN-F 2x1.0mm <sup>2</sup> UL2464 20AWGX2C (30cm)
Dimension (LxWxH) (mm)		191x 63x 37.5		195x 68x 39.5

## NPF-120 Series

Model No.	Output	Tol.	R&N	Io Ripple (D-Type)	Effi.
NPF-120□-12△	12V, 0~10A	±4%	150mV	5%	87.5%
NPF-120□-15△	15V, 0~8A	±4%	150mV	5%	88%
NPF-120□-20△	20V, 0~6A	±4%	150mV	5%	89%
NPF-120□-24△	24V, 0~5A	±4%	150mV	5%	89.5%
NPF-120□-30△	30V, 0~4A	±3%	200mV	5%	89%
NPF-120□-36△	36V, 0~3.4A	±2%	200mV	5%	89.5%
NPF-120□-42△	42V, 0~2.9A	±1%	250mV	5%	89.5%
NPF-120□-48△	48V, 0~2.5A	±1%	250mV	5%	90%
NPF-120□-54△	54V, 0~2.3A	±1%	350mV	5%	90%

## NPF-200 Series

Model No.	Output	Tol.	R&N	Io Ripple (D-Type)	Effi.
NPF-200□-12	12V, 0~15A	±4%	150mV	5%	92%
NPF-200□-24	24V, 0~8.3A	±4%	150mV	5%	93%
NPF-200□-36	36V, 0~5.55A	±2%	200mV	5%	94%
NPF-200□-42	42V, 0~4.75A	±1%	250mV	5%	94%
NPF-200□-48	48V, 0~4.17A	±1%	250mV	5%	94%
NPF-200□-54	54V, 0~3.17A	±1%	350mV	5%	94%

Note: 1. □ = Blank, V; Blank: without dimming function, V: Constant voltage dimming  
2. V-Type : Suitable for Poultry lighting or LED strip

Note: □ = Blank, D; Blank: without dimming function, D: with dimming function  
△ = Blank, BE; Blank: without auxiliary output, BE: D-Type with auxiliary function

# LPF series 16~40W

## Features

- Constant voltage+constant current modes (D-Type: Constant current mode only)
- Universal AC input (90 to 305VAC) / Full range
- Isolation class II, no F.G.
- Class 2 power unit
- Fully encapsulated with IP67 level [optional for LPF-16(D)]
- Built-in 3 in 1 dimming function (1~10VDC, PWM signal or resistance) for D type
- Suitable for LED lighting with independent applications
- IP67 Suitable for dry, damp, and wet location
- Protections: Short circuit / Over current / Over voltage / Over temperature
- 5 years warranty

		LPF-16(D)/25(D)	LPF-40(D)
<b>INPUT</b>			
<b>OUTPUT (Non-Dimming Models)</b>			
<b>OUTPUT (Dimming Models)</b>			

AC input voltage range	90~305VAC ; 127~431VDC	
AC inrush current (max.)	LPF-16(D): Cold start, 45A at 230VAC LPF-25(D): Cold start, 50A at 230VAC	Cold start, 50A
Over current protection	95%~108% constant current, auto-recovery	
Over voltage protection	110%~150% rated output voltage	
Setup, rise, hold up time	500ms, 80ms, 16ms at full load and 230VAC	
Withstand voltage	I/P - O/P: 3.75kVAC	
Working temperature	Tcase= -35~+70°C (refer to "OUTPUT LOAD vs TEMPERATURE")	Tcase= -40~+80°C (refer to "OUTPUT LOAD vs TEMPERATURE")
Safety standards	UL8750, ENEC BS EN61347-1, BS EN61347-2-13, BS EN62384, PSE J61347-1, J61347-2-13 (except for D-Type), EAC TP TC 004, GB19510.14, GB19510.1 approved; TUV BS EN61347-1, BS EN61347-2-13 approved for LPF-40(D)	
EMC standards	BS EN55015, BS EN61547, BS EN61000-3-2 class C, BS EN61000-3-3, BS EN61000-4-2,3,4,5,6,8,11, EAC TP TC 020, GB17743, GB17625.1	
Connection	Input	UL rated, SJTW 18AWGx2C (30cm)
	Output	LPF-16/25: UL rated, SVT 18AWGx2C (30cm) LPF-16D/25D: UL rated, SJTW 18AWGx4C (30cm)
Dimension (LxWxH)(mm)	148x 40x 32	162.5x 43x 32

## LPF-16 Series

Model No.	Output	Tol.	R&N	Effi.
LPF-16-12	12V, 0~1.34A	±5%	150mV	83.0%
LPF-16-15	15V, 0~1.07A	±5%	150mV	83.0%
LPF-16-20	20V, 0~0.80A	±5%	150mV	84.5%
LPF-16-24	24V, 0~0.67A	±5%	150mV	84.5%
LPF-16-30	30V, 0~0.54A	±5%	200mV	84.5%
LPF-16-36	36V, 0~0.45A	±5%	250mV	85.0%
LPF-16-42	42V, 0~0.39A	±5%	250mV	85.0%
LPF-16-48	48V, 0~0.34A	±5%	250mV	85.0%
LPF-16-54	54V, 0~0.30A	±5%	350mV	84.5%

□ = Blank, D ; Blank: without dimming function , D: with dimming function

## LPF-25 Series

Model No.	Output	Tol.	R&N	Effi.
LPF-25-12	12V, 0~2.10A	±4%	150mV	84.0%
LPF-25-15	15V, 0~1.67A	±4%	150mV	84.0%
LPF-25-20	20V, 0~1.25A	±4%	150mV	85.0%
LPF-25-24	24V, 0~1.05A	±4%	150mV	85.5%

Model No.	Output	Tol.	R&N	Effi.
LPF-25-30	30V, 0~0.84A	±4%	200mV	85.5%
LPF-25-36	36V, 0~0.70A	±4%	250mV	85.5%
LPF-25-42	42V, 0~0.60A	±4%	250mV	85.5%
LPF-25-48	48V, 0~0.53A	±4%	250mV	86.0%
LPF-25-54	54V, 0~0.47A	±4%	350mV	86.0%

□ = Blank, D ; Blank: without dimming function , D: with dimming function

## LPF-40 Series

Model No.	Output	Tol.	R&N	Effi.
LPF-40-12	12V, 0~3.34A	±4%	150mV	84.0%
LPF-40-15	15V, 0~2.67A	±4%	150mV	85.0%
LPF-40-20	20V, 0~2.00A	±4%	150mV	86.0%
LPF-40-24	24V, 0~1.67A	±4%	150mV	87.0%
LPF-40-30	30V, 0~1.34A	±4%	200mV	88.0%
LPF-40-36	36V, 0~1.12A	±4%	250mV	88.0%
LPF-40-42	42V, 0~0.96A	±4%	250mV	88.5%
LPF-40-48	48V, 0~0.84A	±4%	250mV	89.0%
LPF-40-54	54V, 0~0.76A	±4%	350mV	89.0%





□ = Blank, D ; Blank: without dimming function , D: with dimming function

Note: LPF series upgraded with global certificate cable for Non-Dimming types.

# LPF series 60~90W

## Features

- Constant voltage+constant current modes (D-Type: Constant current mode only)
- LPF: 90~305VAC input  
LPFH: 200~400VAC input
- Fully isolated plastic case with IP67 level
- Isolation class II, no F.G.
- Class 2 power unit
- Type HL LED Driver for use in Class I, Division 2 hazardous location luminaires [LPF-90(D) only]
- Built-in 3 in 1 dimming function (1~10VDC, PWM signal or resistance) for D-Type
- Suitable for LED lighting with independent applications
- IP67 Suitable for dry, damp, and wet location
- Protections: Short circuit / Over current / Over voltage / Over temperature
- 5 years warranty

		LPF-60(D)	LPF-90(D)
<b>INPUT</b>  <b>OUTPUT (Non-Dimming Models)</b>  <b>OUTPUT (Dimming Models)</b> 			
	AC input voltage range	90~305VAC ; 127~431VDC	
	AC inrush current (max.)	Cold start, 55A at 230VAC	Cold start, 70A at 230VAC
Over current protection	95% ~108% constant current, auto-recovery		
Over voltage protection	110%~150% rated output voltage		
Setup, rise, hold up time	500ms, 80ms, 16ms at full load and 230VAC	500ms, 200ms, 16ms at full load and 230VAC	
Withstand voltage	I/P - O/P: 3.75kVAC		
Working temperature	Tcase= -40~+80°C	Tcase= -40~+70°C	
Safety standards	UL8750, ENEC and TUV BS EN61347-1, BS EN61347-2-13, EAC TP TC 004, BS EN62384, PSE J61347-1, J61347-2-13(except for D-Type), GB19510.14, GB19510.1		
EMC standards	BS EN55015, BS EN61547, BS EN61000-3-2 class C, BS EN61000-3-3, BS EN61000-4-2,3,4,5,6,8,11, GB17743, GB17625.1, EAC TP TC 020		
Connection	Input	UL rated, SJTW 18AWGx2C (30cm)	
	Output	LPF-60: UL rated, SVT 18AWGx2C (30cm) LPF-60D: UL2464 18AWGx2C(30cm)+22AWGx2C (30cm)	LPF-90: UL rated, SVT 18AWGx2C (30cm) LPF-90D: UL2464 18AWGx4C (30cm)
Dimension (LxWxH)(mm)	162.5x 43x 32	161x 61x 36	















(except for D-Type)

### LPF-60 Series

Model No.	Output	Tol.	R&N	Effi.
LPF-60 -12	12V, 0~5.00A	±4%	150mV	86%
LPF-60 -15	15V, 0~4.00A	±4%	150mV	87%
LPF-60 -20	20V, 0~3.00A	±4%	150mV	88%
LPF-60 -24	24V, 0~2.50A	±4%	150mV	89%
LPF-60 -30	30V, 0~2.00A	±4%	200mV	90%
LPF-60 -36	36V, 0~1.67A	±4%	250mV	90%
LPF-60 -42	42V, 0~1.43A	±4%	250mV	90%
LPF-60 -48	48V, 0~1.25A	±4%	250mV	90%
LPF-60 -54	54V, 0~1.12A	±4%	350mV	90%

□ = Blank, D ; Blank: without dimming function , D: with dimming function















(except for D-Type) (Optional)

### LPF-90 Series

Model No.	Output	Tol.	R&N	Effi.
LPF-90 -15	15V, 0~5.00A	±4%	150mV	89.0%
LPF-90 -20	20V, 0~4.50A	±4%	150mV	89.5%
LPF-90 -24	24V, 0~3.75A	±4%	150mV	90.0%
LPF-90 -30	30V, 0~3.00A	±4%	200mV	90.5%
LPF-90 -36	36V, 0~2.50A	±4%	200mV	90.5%
LPF-90 -42	42V, 0~2.15A	±4%	200mV	90.5%
LPF-90 -48	48V, 0~1.88A	±4%	200mV	90.5%
LPF-90 -54	54V, 0~1.67A	±4%	200mV	90.5%

□ = Blank, D ; Blank: without dimming function , D: with dimming function

Note: LPF series upgraded with global certificate cable for Non-Dimming types.

# PWM series 40~90W

## Features

- Constant voltage PWM style output mode
- Universal AC input (90 to 305VAC) / Full range
- High efficiency up to 90.5%
- No load power consumption <0.5W
- Fully isolated plastic case with IP67 level
- Isolation class II, no F.G.
- Class 2 power unit (except for PWM-90-12 & PWM-120)
- Type HL LED Driver for use in Class I, Division 2 hazardous location luminaires (except for PWM-90)
- Built-in 3 in 1 dimming function (0~10VDC, PWM signal or resistance)
- Built-in DALI/DALI-2(for PWM-60/90)/IOT/Bluetooth mesh interface (except for PWM-40)
- IP67 Suitable for dry, damp, and wet location
- Suitable for LED strip lighting
- Protections: Short circuit / Overload / Over voltage / Over temp.
- 5 years warranty

	PWM-40	NEW PWM-60(DA/DA2/IOT) PWM-60-KN	PWM-90 NEW PWM-90(DA/DA2)
<b>INPUT</b>	ACN ACL		
<b>OUTPUT (PWM-40/60)</b>	DIM+ / DIM- / Vo- / Vo+		
<b>OUTPUT (PWM-90/120)</b>	DIM+ / DA+ / DIM- / DA- / Vo- / Vo+		
AC input voltage range	90~305VAC; 127~431VDC		
AC inrush current (max.)	Cold start, 50A at 230VAC		Cold start, 60A at 230VAC
Overload protection	108%~130% hiccup mode, auto-recovery		
Over voltage protection	113%~142% rated output voltage (116%~142% rated output voltage for PWM-60-KN)		
Over temp. protection	Shut down o/p voltage, re-power on to recover		
Setup time	500ms / 115VAC or 230VAC		
Total harmonic distortion	THD<20%		
PWM output frequency	1.47kHz (200~4000Hz user changable via ETS for PWM-60-KN)		
Withstand voltage	I/P-O/P: 3.75kVAC		
Working temperature	Tcase= -40~+85°C(-35~+85°C for PWM-60-KN) (refer to "OUTPUT LOAD vs TEMPERATURE")		Tcase= -40~+90°C
Safety standards	UL8750(except for DA-Type & PWM-60-KN), UL879(PWM-40/60-12/24 only), CSA C22.2 No.250.13-12 (except for PWM-60-KN); ENEC BS EN61347-1, BS EN61347-2-13 independent, BS EN62384, IP67 (except for PWM-60-KN), BIS IS 15885 (for 12,24,48, Blank Type only), EAC TP TC 004, GB19510.1, GB19510.14 approved; Design refer to BS EN60335-1 (except for PWM-60-KN), According to BS EN61347-2-13 appendix J suitable for emergency installations(except PWM-40)		
EMC standards	BS EN55015, BS EN61000-3-2 Class C (@load ≥ 60%); BS EN61000-3-3, GB17743 and GB17625.1, EAC TP TC 020, BS EN61000-4-2,3,4,5,6,8,11; BS EN61547, light industry level (surge immunity Line-Line 2KV)		
Connection	Input	UL rated, SJTW 18AWGx2C (30cm)	
	Output	UL2464 18AWG x2C (30cm)+ 22AWG x2C (30cm)	PWM-60(DA): UL2464 18AWG x2C (30cm)+22AWG x2C (30cm) PWM-60-KN: UL2464 18AWG x2C (30cm)+20AWG x2C (35cm)
Dimension (LxWxH) (mm)	150x 53x 35	150x 53x 35	171x 63x 37.5

**PWM-40 Series**

EL, Bluetooth, DALI, Type HL, PFC, Type HL, 0-10VDC

Model No.	Output	Tol.	Effi.
PWM-40-12	12V, 0~3.34A	±4%	86.0%
PWM-40-24	24V, 0~1.67A	±3%	89.0%
PWM-40-36	36V, 0~1.12A	±2%	90.0%
PWM-40-48	48V, 0~0.84A	±1%	90.0%

**PWM-60-KN Series**

EL, Bluetooth, DALI, Type HL, PFC, Type HL, 0-10VDC

Model No.	Output	Tol.	Effi.
PWM-60-12 □	12V, 0~5A	±4%	86.0%
PWM-60-24 □	24V, 0~2.5A	±3%	89.0%

□ = KN, KNBST; KN: KNX control technology  
KNBST: KNX control technology with BST14 connector

**PWM-60 Series**

EL, Bluetooth, DALI, Type HL, PFC, Type HL, 0-10VDC

Model No.	Output	Tol.	Effi.
PWM-60-12 ○	12V, 0~5A	±4%	86.0%
PWM-60-24 ○	24V, 0~2.5A	±3%	89.0%
PWM-60-36	36V, 0~1.67A	±2%	90.0%
PWM-60-48	48V, 0~1.25A	±1%	90.0%

**PWM-90 Series**

EL, Bluetooth, DALI, Type HL, PFC, Type HL, 0-10VDC

Model No.	Output	Tol.	Effi.
PWM-90-12 ○	12V, 0~7.5A	±4%	88.0%
PWM-90-24 ○	24V, 0~3.75A	±3%	90.5%
PWM-90-36	36V, 0~2.5A	±2%	90.5%
PWM-90-48 ○	48V, 0~1.88A	±1%	90.5%


○ = Blank, DA, IoT; Blank: with 3 in 1 dimming function, DA: with DALI/Bluetooth mesh function (12V/24V only)

# PWM series 120~200W

## Features

- Constant voltage PWM style output mode
- Universal AC input (90 to 305VAC) / Full range
- High efficiency up to 94%
- No load power consumption <0.5W
- Fully isolated plastic case with IP67 level
- Isolation class II, no F.G.
- Type HL LED Driver for use in Class I, Division 2 hazardous location luminaires
- Built-in 3 in 1 dimming function
- (0~10VDC, PWM signal or resistance)
- Built-in DALI/DALI-2 Push Dim/KNX/IOT/Bluetooth mesh Dimming
- IP67 Suitable for dry, damp, and wet location
- Suitable for LED strip lighting
- Protections: Short circuit / Overload / Over voltage / Over temp.
- 5 years warranty

<b>NEW PWM-120(DA/DA2/IOT)</b> <b>PWM-120-KN</b>	<b>PWM-200(DA/DA2/IOT)</b> <b>PWM-200-KN</b>
---	---



AC input voltage range	90~305VAC; 127~431VDC	100~305VAC; 141~431VDC
AC inrush current (max.)	Cold start, 60A at 230VAC	Cold start, 65A at 230VAC
Overload protection	PWM-120(DA):108%~120% hiccup mode, auto-recovery PWM-120-KN: 108%~130% hiccup mode, auto-recovery	108%~135% hiccup mode, auto-recovery
Over voltage protection	113%~142% rated output voltage	
Over temp. protection	Shut down o/p voltage, re-power on to recover	
Setup time	500ms / 115VAC or 230VAC	500ms / 230VAC
Total harmonic distortion	THD<20%	
PWM output frequency	1.47kHz	4kHz
Withstand voltage	PWM-KN Series: 200~4000Hz user changable via ETS for PWM-KN Series	
Working temperature	I/P-O/P: 3.75kVAC; I/P-DA: 1.5KVAC; O/P-DA: 1.5KVAC	
Safety standards	Tcase= -40~+90°C (refer to "OUTPUT LOAD vs TEMPERATURE")	
EMC standards	UL8750( except for PWM-120-12DA-Type & PWM-120-KN), CSA C22.2 No. 250.13-12(except for PWM-120-KN); ENEC BS EN61347-1, BS EN62384, BS EN61347-2-13 independent, IP67(except for PWM-120-KN), BIS IS15885(for PWM-120-12,24only), EAC TP TC 004, GB19510.1, GB19510.14 approved; Design refer to BS EN60335-1; According to BS EN61347-2-13 appendix J suitable for emergency installations for DA2 type only	
Connection	Input	Blank-Type/PWM-KN Series: UL rated, SJTW 18AWGx2C (30cm) DA-Type: SJOW 17AWGx2C (30cm) & H05RN-F 1.0mm <sup>2</sup>
	Output	SJOW 17AWGx2C (30cm) & H05RN-F 1.0mm <sup>2</sup> Blank-Type: SJTW 14AWGx2C (30cm)+ UL2464 18AWGx2C (30cm) DA-Type: SJOW 17AWGx2C (30cm) & H05RN-F 1.0mm <sup>2</sup> +UL2464 18AWGx2C (30cm) PWM-KN Series: SJOW 17AWGx2C (30cm)+ UL2464 20AWGx2C (35cm)
Dimension (LxWxH) (mm)	191x 63x 37.5	195x 68x 39.5

**PWM-120 Series**

**PWM-200 Series**

Model No.	Output	Tol.	Effi.
PWM-120-12 ○	12V, 0~10A	±4%	88.0%
PWM-120-24 ○	24V, 0~5A	±4%	90.0%
PWM-120-36 ○	36V, 0~3.4A	±2%	90.0%
PWM-120-48 ○	48V, 0~2.5A	±1%	90.5%

Model No.	Output	Tol.	Effi.
PWM-200-12 ○	12V, 0~16.6A	±4%	92.0%
PWM-200-24 ○	24V, 0~8.3A	±4%	93.0%
PWM-200-36 ○	36V, 0~5.5A	±2%	93.5%
PWM-200-48 ○	48V, 0~4.16A	±1%	94%

○ = Blank, DA, DA2, IoT, KN, KNBST;  
 Blank: with 3 in 1 dimming function, DA/DA2: with DALI function, IoT: with Bluetooth mesh, KN: KNX control technology,  
 KNBST: KNX control technology with BST14 connector

# ODLV series 45~65W

## Features

- Constant voltage PWM style output mode
- ODLV-45: 90~295VAC input  
ODLV-65: 180~295VAC input only
- No load power consumption < 0.5W (Blank-Type)
- High efficiency up to 90%
- Fully encapsulated with IP67 level
- Isolation class II, no FG
- Built-in 2 in 1 dimming (0~10VDC or PWM signal)
- Built-in 12V/50mA auxiliary output (A-Type)
- Suitable for LED strip lighting
- Protection: Short circuit / Over current
- 3 years warranty

INPUT		ODLV-45(A)	ODLV-65(A)
<b>OUTPUT (Blank-Type)</b> Vo- (Black), Vo+ (Red), DIM- (Grey), DIM+ (Purple)		<b>OUTPUT (A-Type)</b> AUX- (Green), AUX+ (Yellow), Vo- (Black), Vo+ (Red), DIM- (Grey), DIM+ (Purple)	
AC input voltage range	90 ~ 295VAC	180 ~ 295VAC	
AC inrush current (max.)	Cold start, 30A at 230VAC		
Setup time	500ms / 230VAC		
Short circuit protection	Shut down O/P voltage, re-power on to recovery		
PWM dimming signal	10V PWM signal, frequency range 300Hz~3kHz		
Total harmonic distortion	THD < 20%		
Withstand voltage	I/P-O/P: 3.75KVAC		
Working temperature	Tcase = -20~+85°C (refer to "OUTPUT LOAD vs TEMPERATURE")		
Safety standards	UL8750, ENEC BS EN61347-1, BS EN61347-2-13, BS EN62384, GB19510.14, GB19510.1, BIS IS15885 (for 12V, 24V, 48V only), EAC TP TC 004 approved		
EMC standards	BS EN55015, BS EN61000-3-2 Class C, BS EN61000-3-3, BS EN61000-4-2,3,4,5,6,8,11, BS EN61547, GB17743, GB17625.1, EAC TP TC 020		
Connection	Input	SVT 18AWGx2C (20cm)	
	Output	Blank-Type: UL1007 18AWGx2C(20cm) + UL1007 22AWGx2C(15cm) A-Type: UL1007 18AWGx2C(20cm) + UL1007 22AWGx2C(15cm) + UL1007 22AWGx2C(15cm)	
Dimension (LxWxH) mm	111 x 77 x 28.5	121 x 77 x 28.5	

## ▶ PWM Series with Multi-Dimming Functions:

### PWM-60/90/120/200 Series

**Multi-Dimming Function Lighting LED Driver and Wireless IoT Solutions**

- 0-10V
- PWM
- Resistance
- Push Dimming
- DALI / DALI-2
- KNX
- Bluetooth Mesh
- WiFi.....and so on

Building Lighting with Bluetooth Mesh Solution

Note: Please refer to page 19-20 for PWM Series

## ODLV-45/45A Series

Model No.	Output	Tol.	Effi.
ODLV-45□-12	12V, 0~3A	±10%	84%
ODLV-45□-24	24V, 0~1.88A	±10%	86%
ODLV-45□-36	36V, 0~1.25A	±10%	88%
ODLV-45□-48	48V, 0~0.94A	±10%	88%
ODLV-45□-60	60V, 0~0.75A	±10%	90%

□ = Blank/A; Blank: without auxiliary output, A: with auxiliary function

## ODLV-65/65A Series

Model No.	Output	Tol.	Effi.
ODLV-65□-12	12V, 0~4.2A	±10%	85%
ODLV-65□-24	24V, 0~2.4A	±10%	87%
ODLV-65□-36	36V, 0~1.8A	±10%	88%
ODLV-65□-48	48V, 0~1.35A	±10%	89%
ODLV-65□-60	60V, 0~1.08A	±10%	90%

□ = Blank/A; Blank: without auxiliary output, A: with auxiliary function



# ODLC series 45~65W

## Features

- Constant Current mode
- Flicker free design
- ODLC-45: 90~295VAC input, ODLC-65: 180~295VAC input
- No load power consumption <0.5W (Blank/DA-Type)
- Fully encapsulated with IP67 level
- Isolation class II, no FG
- Built-in DALI interface (ODLC-45/65-DA)
- Built-in 2 in 1 dimming (0~10VDC or PWM signal)
- Built-in 12V/50mA auxiliary output (A-Type)
- Suitable for LED lighting applications
- Protection: Short circuit / Over current
- 3 years warranty

INPUT		ODLC-45(A)&ODLC-45DA	ODLC-65(A)&ODLC-65DA
			
OUTPUT (Blank/DA-Type)	OUTPUT (A-Type)		
<ul style="list-style-type: none"> <li>Vo-</li> <li>Vo+</li> <li>DIM-/DA-</li> <li>DIM+/DA+</li> </ul>	<ul style="list-style-type: none"> <li>AUX-</li> <li>AUX+</li> <li>Vo-</li> <li>Vo+</li> <li>DIM-</li> <li>DIM+</li> </ul>		

AC input voltage range	90 ~ 295VAC	180 ~ 295VAC
AC inrush current (max.)	Cold start, 30A at 230VAC	
Setup time	500ms / 230VAC	
PWM dimming signal	10V PWM signal, frequency range 300Hz~3kHz	
Total harmonic distortion	THD<20%	
Short circuit protection	Hiccup mode, auto-recovery	
Withstand voltage	I/P-O/P: 3.75KVAC	
Working temperature	Tcase= -20~+85°C	
Safety standards	UL8750, ENEC BS EN61347-1, BS EN61347-2-13, BS EN62384, GB19510.14, GB19510.1, EAC TP TC 004,BIS 15885 (refer to spec for models) approved	
DALI standards	IEC 62386-101, 102 (DA-Type only)	
EMC standards	BS EN55015, BS EN61000-3-2 Class C, BS EN61000-3-3, BS EN61000-4-2,3,4,5,6,8,11, BS EN61547, GB17743, GB17625.1, EAC TP TC 020	
Connection	Input	SVT 18AWGx2C (20cm)
	Output	Blank/DA-Type: UL1007 18AWGx2C(20cm) + UL1007 22AWGx2C(15cm) A-Type: UL1007 18AWGx2C(20cm) + UL1007 22AWGx2C(15cm) + UL1007 22AWGx2C(15cm)
Dimension (LxWxH) mm	111 x 77 x 28.5	121 x 77 x 28.5

### ODLC-45 Series



Model No.	Output	Tol.	Effi.
ODLC-45□-350○	57 ~ 95V, 350mA	±7%	86%
ODLC-45□-500○	54 ~ 90V, 500mA	±7%	85%
ODLC-45□-700○	38 ~ 64V, 700mA	±7%	85%
ODLC-45□-1050○	26 ~ 43V, 1050mA	±7%	84%
ODLC-45□-1400○	19 ~ 32V, 1400mA	±7%	83%

### ODLC-65 Series

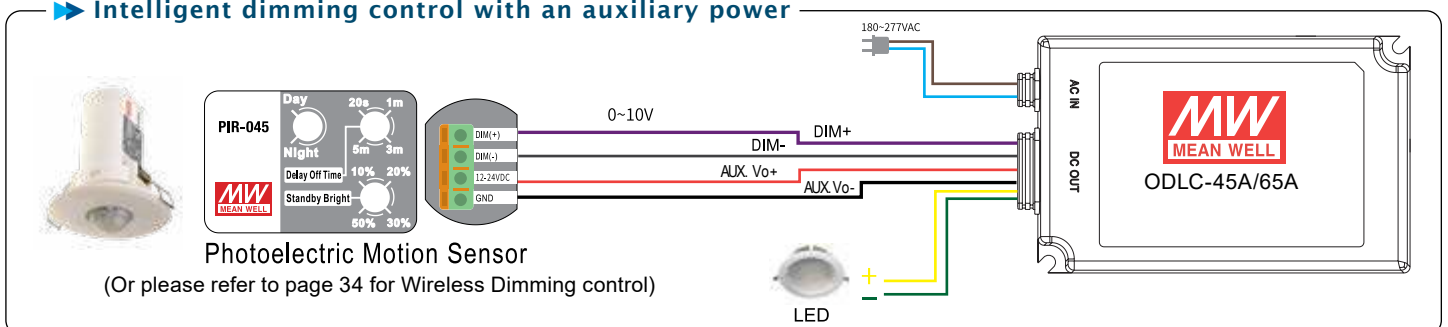


Model No.	Output	Tol.	Effi.
ODLC-65□-700○	69 ~ 93V, 700mA	±7%	88%
ODLC-65□-1050○	46 ~ 62V, 1050mA	±7%	86%
ODLC-65□-1400○	34 ~ 46V, 1400mA	±7%	85%
ODLC-65□-1750○	27 ~ 36V, 1750mA	±7%	85%

□ = Blank/A; Blank: without auxiliary output, A: with auxiliary function  
○ = Blank or DA (without Auxiliary power)

□ = Blank/A; Blank: without auxiliary output, A: with auxiliary function  
○ = Blank or DA (without Auxiliary power)

### Intelligent dimming control with an auxiliary power



# PLD series 16~60W

## Features

- Constant current mode
- PLD-16: 115VAC or 230VAC input  
PLD-25: 90~295VAC input  
PLD-40/60: 230VAC input only
- Fully isolated plastic case with IP42 level
- Isolation class II, no F.G.
- Class 2 power unit / Pass LPS (PLD-16/25)
- Suitable for indoor LED lighting applications
- Protections: Short circuit / Over temperature
- 3 years warranty

	PLD-16	PLD-25	PLD-40	PLD-60						
<b>INPUT</b>	<table border="1"> <tr> <th>A-Type</th> <th>B-Type</th> <th>PLD-25</th> </tr> <tr> <td></td> <td></td> <td></td> </tr> </table>				A-Type	B-Type	PLD-25			
A-Type	B-Type	PLD-25								
<b>OUTPUT</b>										
AC input voltage range	115VAC (90~135VAC) or 230VAC (180~295VAC)	90~295VAC	230VAC (180~295VAC)							
AC inrush current (max.)	Cold start, 20A at 230VAC	Cold start, 25A at 230VAC								
Setup time	500ms at full load and 230VAC									
Total harmonic distortion	THD<20%									
Withstand voltage	I/P - O/P: 3.75kVAC									
Short circuit protection	Hiccup mode, auto-recovery									
Over temp. protection	Shut down o/p voltage, re-power on to recover		Shut down o/p voltage, auto-recovery							
Working temperature	-30~+50°C	-30~+60°C	-30~+50°C	-30~+45°C						
Safety standards	UL8750 (PLD-16/25 only), ENEC BS EN61347-1, BS EN61347-2-13, EAC TP TC 040, BIS IS15885 (refer to sepc for models), BS EN62384 (except for PLD-16 A-Type) GB19510.14, GB19510.1 (except for PLD-60)									
EMC standards	BS EN55015 (except for PLD-16 A-Type), BS EN61000-3-2 Class C, BS EN61000-3-3, BS EN61000-4,2,3,4,5,6,8,11, BS EN61547, FCC part 18 non-consumer equipment (PLD-16 A-Type, PLD-25), GB17743, EAC TP TC 020, GB17625.1(except for PLD-60)									
Connection	Input	PLD-16 A-Type: UL1430 18AWGx2C (7.5cm) PLD-16 B-Type & PLD-25: NISPT-1 18AWGx2C (7.5cm) PLD-40/60: H03VVH2-F 0.75mm <sup>2</sup> x2C (7.5cm)								
	Output	UL1430 18AWGx2C (15cm)								
Dimension (LxWxH)(mm)	84x 57x 29.5		128x 60x 31.5							

### PLD-16 Series

Model No.	Output	Io Tol.	R&N	Effi.
PLD-16-350 □	24~48V, 350mA	±5%	4.6V	84.5%
PLD-16-700 □	16~24V, 700mA	±5%	2.7V	84.5%
PLD-16-1050 □	12~16V, 1050mA	±5%	2.2V	84.0%
PLD-16-1400 □	8~12V, 1400mA	±5%	2.0V	82.5%

□ = A or B-Type ; A-Type: 90~135VAC, B-Type: 180~295VAC

### PLD-25 Series

Model No.	Output	Io Tol.	R&N	Effi.
PLD-25-350	36~58V, 350mA	±5%	4.6V	85%
PLD-25-700	24~36V, 700mA	±5%	2.7V	86%
PLD-25-1050	16~24V, 1050mA	±5%	2.2V	85%
PLD-25-1400	12~18V, 1400mA	±5%	2.0V	84%

### PLD-40 Series

Model No.	Output	Io Tol.	R&N	Effi.
PLD-40-350B	70~108V, 350mA	±5%	9.5V	88%
PLD-40-500B	45~80V, 500mA	±5%	5.0V	88%
PLD-40-700B	34~57V, 700mA	±5%	3.1V	87%
PLD-40-1050B	22~38V, 1050mA	±5%	2.6V	87%
PLD-40-1400B	17~29V, 1400mA	±5%	2.5V	86%
PLD-40-1750B	13~23V, 1750mA	±5%	2.4V	86%

### PLD-60 Series

Model No.	Output	Io Tol.	R&N	Effi.
PLD-60-500B	70~108V, 500mA	±5%	10.2V	88%
PLD-60-700B	50~86V, 700mA	±5%	5.6V	87%
PLD-60-1050B	34~57V, 1050mA	±5%	3.8V	87%
PLD-60-1400B	25~43V, 1400mA	±5%	3.4V	86%
PLD-60-1750B	20~34V, 1750mA	±5%	3.3V	86%
PLD-60-2000B	18~30V, 2000mA	±5%	2.4V	86%
PLD-60-2400B	15~25V, 2400mA	±5%	2.4V	85%

# PCD series 16~60W

## Features

- **Constant current mode**
- PCD-16/25: 115VAC or 230VAC input  
PCD-40/60: 230VAC input only
- **AC phase-cut dimming**, work with leading edge and trailing edge TRIAC dimmers
- Fully isolated plastic case with IP42 level
- Isolation class II, no F.G.
- Class 2 power unit / Pass LPS (PCD-16/25)
- Protections: Short circuit / Over temperature
- 3 years warranty

INPUT (A type)		INPUT (B type)		OUTPUT	PCD-16/25	PCD-40/60
AC input voltage range		115VAC (90~135VAC) or 230VAC (180~295VAC)			230VAC (180~295VAC)	
AC inrush current (max.)		Cold start, 10A at 230VAC			PCD-40: Cold start, 11A at 230VAC PCD-60: Cold start, 13A at 230VAC	
Setup time		500ms at full load and 230VAC				
Total harmonic distortion		THD<20%				
Withstand voltage		I/P - O/P: 3.75kVAC				
Working temperature		-30~+60°C (refer to output derating curve)			PCD-40: -30~+50°C ; PCD-60: -30~+45°C	
Safety standards		UL8750 (PCD-16/25 only), ENEC BS EN61347-1, BS EN61347-2-13, BS EN62384 (except for PCD-16/25 A-Type), GB19510.14, GB19510-1, EAC TP TC 004, BIS IS15885 (PCD-16/25-350B/700B)				
EMC standards		BS EN55015(except for PCD-16/25 A-Type), BS EN61000-3-2 class C, BS EN61000-3-3, BS EN61000-4-2,3,4,5,6,8, 11, BS EN61547; FCC part 18 non-consumer equipment (for PCD-16/25 A-Type), GB17743, GB17625.1, EAC TP TC 020				
Connection	Input	A-Type: UL1430 18AWGx2C (7.5cm); B-Type: NISPT-1 18AWGx2C (7.5cm)			H03VVH2-F 0.75mm <sup>2</sup> x2C (7.5cm)	
	Output	UL1430 18AWGx2C (15cm)				
Dimension (LxWxH)(mm)		84x 57x 29.5			128x 60x 31.5	

## PCD-16 Series

Model No.	Output	Io Tol.	R&N	Effi.
PCD-16-350 □	24~48V, 350mA	±5%	4.6V	82.0%
PCD-16-700 □	16~24V, 700mA	±5%	2.7V	81.0%
PCD-16-1050 □	12~16V, 1050mA	±5%	2.2V	80.5%
PCD-16-1400 □	8~12V, 1400mA	±5%	2.0V	80.0%

□ = A or B-Type ; A-Type: 90~135VAC, B-Type: 180~295VAC

## PCD-25 Series

Model No.	Output	Io Tol.	R&N	Effi.
PCD-25-350 □	40~58V, 350mA	±5%	4.6V	82.0%
PCD-25-700 □	24~36V, 700mA	±5%	2.7V	81.0%
PCD-25-1050 □	16~24V, 1050mA	±5%	2.2V	80.5%
PCD-25-1400 □	12~18V, 1400mA	±5%	2.0V	80.0%

□ = A or B-Type ; A-Type: 90~135VAC, B-Type: 180~295VAC

## PCD-40 Series

Model No.	Output	Io Tol.	R&N	Effi.
PCD-40-350B	70~108V, 350mA	±5%	9.5V	87%
PCD-40-500B	45~80V, 500mA	±5%	5.0V	87%
PCD-40-700B	34~57V, 700mA	±5%	3.1V	86%
PCD-40-1050B	22~38V, 1050mA	±5%	2.6V	86%
PCD-40-1400B	17~29V, 1400mA	±5%	2.5V	85%
PCD-40-1750B	13~23V, 1750mA	±5%	2.4V	85%

## PCD-60 Series

Model No.	Output	Io Tol.	R&N	Effi.
PCD-60-500B	70~108V, 500mA	±5%	10.2V	87%
PCD-60-700B	50~86V, 700mA	±5%	5.6V	86%
PCD-60-1050B	34~57V, 1050mA	±5%	3.8V	86%
PCD-60-1400B	25~43V, 1400mA	±5%	3.4V	85%
PCD-60-1750B	20~34V, 1750mA	±5%	3.3V	85%
PCD-60-2000B	18~30V, 2000mA	±5%	2.4V	85%
PCD-60-2400B	15~25V, 2400mA	±5%	2.4V	84%

## Dimmer Compatibility Chart

Manufacturer	Dimmer Model	
LUTRON	SKYLARK SF-12P-277	(277VAC / 60Hz)
LUTRON	DVF-103P-277	(277VAC / 60Hz)
LUTRON	SKYLARK SF-10P	(120VAC / 60Hz)
LUTRON	SKYLARK S-600P	(120VAC / 60Hz)
LUTRON	SKYLARK DVF-103P	(120VAC / 60Hz)
LEVITON	ILLUMATECH TM Cat.No.IP106	(120VAC / 60Hz)
LEVITON	SURESLIDE TM Cat.No.6633-P	(120VAC / 60Hz)
LEVITON	SURESLIDE TM Cat. NO.6615-P	(120VAC / 60Hz)
JUNG	Licht-Management 225 T DE	(230VAC / 50Hz)
JUNG	Licht-Management 225 NV DE	(230VAC / 50Hz)
BERKER	Tronic-Drehdimmer 286710	(230-240VAC / 50Hz)
BE LICHTREGLER	T39.01	(230VAC / 50Hz)
BE LICHTREGLER	T46	(230VAC / 50Hz)
CLIPSAL	32E450UDM	(220-240VAC / 50Hz)
CLIPSAL	NO 32E450TM	(220-240VAC / 50Hz)

- ▶ Conduction angle: 30 degrees (min.) / 180 degrees (max.)
- ▶ For PCD-16/25/40/60 only

# PLN series 20~96W

## Features

- Constant current mode (PLN-20/30/45/60)
- Constant current + constant voltage (PLN-100)
- Universal AC input (90 to 295VAC) / Full range
- Fully isolated plastic case with IP64 level
- Isolation class II, no F.G. for PLN-20/30
- Class 2 power unit / Pass LPS
- User adjustable output voltage (except for PLN-20) and current protection level
- Suitable for LED lighting with independent applications
- Protections: Short circuit / Over current / Over voltage / Over temperature
- 2 years warranty

	PLN-20	PLN-30	PLN-45/60	PLN-100																		
<table border="1"> <tr> <th colspan="3">INPUT</th> </tr> <tr> <td>PLN-20</td> <td>PLN-30</td> <td>PLN-45/60/100</td> </tr> <tr> <td></td> <td></td> <td></td> </tr> <tr> <th colspan="3">OUTPUT</th> </tr> <tr> <td>PLN-20</td> <td colspan="2">PLN-30/45/60/100</td> </tr> <tr> <td></td> <td colspan="2"></td> </tr> </table>					INPUT			PLN-20	PLN-30	PLN-45/60/100				OUTPUT			PLN-20	PLN-30/45/60/100				
INPUT																						
PLN-20	PLN-30	PLN-45/60/100																				
OUTPUT																						
PLN-20	PLN-30/45/60/100																					
AC input voltage range	90~277VAC; 127~392VDC		90~295VAC ; 127~417VDC																			
AC inrush current (max.)	Cold start, 35A at 230VAC			Cold start, 40A at 230VAC																		
DC adjustment range	None	95%~108%		85%~100%																		
Current adjustment range	75%~100%	75%~103%																				
Over current protection	95%~110% constant current limiting, auto-recovery	100%~110% constant current limiting, auto-recovery	95%~110% constant current limiting, auto-recovery	95%~102% constant current limiting, auto-recovery																		
Over voltage protection	105%~142%	110%~155%	115%~140%	107%~135%																		
Setup time	500ms at full load and 230VAC																					
Total harmonic distortion	THD<20%																					
Withstand voltage	I/P-O/P: 3.75kVAC		I/P-O/P: 3.75kVAC I/P-FG: 2kVAC O/P-FG: 1.5kVAC																			
Working temperature	-30~+60°C		-30~+50°C (refer to output derating curve)																			
Safety standards	TUV BS EN61347-1, BS EN61347-2-13, UL8750, CSA C22.2 No. 250.0-08, J61347-1, J61347-2-13, EAC TP TC 004, GB19510.1, GB19510.14, IP64, UL879, UL1310 approved for PLN-30/45/60/100, UL8750 approved for PLN-45/60/100, design refer to UL60950 (for PLN-45/60/100)																					
EMC standards	BS EN55015, BS EN55032 class B (PLN-100 only), BS EN61000-3-2 class C, BS EN61000-3-3, BS EN61000-4-2,3,4,5,6,8,11, BS EN61547, EAC TP TC 020																					
Connection	Input	UL rated, UL1015 18AWGx2C (32cm)	UL rated, SVT 18AWGx2C (32cm)	UL rated, SVT 18AWGx3C (31cm)																		
	Output			UL rated, SVT 18AWGx2C (31cm)																		
Dimension (LxWxH) (mm)	148.5x 38.5x 28	145x 47x 30	181x 61.5x 35	200x 70.5x 35																		

### PLN-20 Series

Model No.	Output	Tol.	R&N	Effi.
PLN-20-12	12V, 0~1.6A	±10%	2.5V	80.0%
PLN-20-18	18V, 0~1.1A	±10%	3.0V	81.0%
PLN-20-24	24V, 0~0.8A	±10%	3.0V	82.0%
PLN-20-36	36V, 0~0.55A	±10%	3.0V	83.0%
PLN-20-48	48V, 0~0.42A	±10%	3.8V	83.5%

### PLN-30 Series

Model No.	Output	Tol.	R&N	Effi.
PLN-30-9	9V, 0~3.3A	±10%	2.6V	80.0%
PLN-30-12	12V, 0~2.5A	±10%	2.0V	82.5%
PLN-30-15	15V, 0~2.0A	±10%	2.6V	83.5%
PLN-30-20	20V, 0~1.5A	±10%	2.6V	84.0%
PLN-30-24	24V, 0~1.25A	±10%	2.6V	84.0%
PLN-30-27	27V, 0~1.12A	±10%	2.3V	84.5%
PLN-30-36	36V, 0~0.84A	±10%	4.5V	85.0%
PLN-30-48	48V, 0~0.63A	±10%	3.7V	85.5%

### PLN-45 Series

Model No.	Output	Tol.	R&N	Effi.
PLN-45-12	12V, 0~3.8A	±10%	2.0V	83.5%
PLN-45-15	15V, 0~3.0A	±10%	2.4V	85.0%
PLN-45-20	20V, 0~2.3A	±10%	1.8V	86.5%

### PLN-60 Series

Model No.	Output	Tol.	R&N	Effi.
PLN-45-24	24V, 0~1.9A	±10%	2.7V	86.5%
PLN-45-27	27V, 0~1.7A	±10%	2.7V	86.5%
PLN-45-36	36V, 0~1.25A	±10%	3.6V	87.5%
PLN-45-48	48V, 0~0.95A	±10%	4.6V	87.5%

### PLN-60 Series

Model No.	Output	Tol.	R&N	Effi.
PLN-60-12	12V, 0~5.0A	±10%	2.0V	85.0%
PLN-60-15	15V, 0~4.0A	±10%	2.4V	86.0%
PLN-60-20	20V, 0~3.0A	±10%	1.8V	87.5%
PLN-60-24	24V, 0~2.5A	±10%	2.7V	87.0%
PLN-60-27	27V, 0~2.3A	±10%	2.7V	88.0%
PLN-60-36	36V, 0~1.7A	±10%	3.6V	89.0%
PLN-60-48	48V, 0~1.3A	±10%	4.6V	89.0%

### PLN-100 Series

Model No.	Output	Tol.	R&N	Effi.
PLN-100-12	12V, 0~5.0A	±3%	150mV	83.0%
PLN-100-15	15V, 0~5.0A	±3%	150mV	85.0%
PLN-100-20	20V, 0~4.8A	±3%	150mV	88.5%
PLN-100-24	24V, 0~4.0A	±3%	150mV	88.5%
PLN-100-27	27V, 0~3.55A	±3%	150mV	88.0%
PLN-100-36	36V, 0~2.65A	±2%	150mV	88.0%
PLN-100-48	48V, 0~2.0A	±2%	200mV	88.5%

# HLN series 40~80W

## Features

- Constant voltage + constant current modes
- Universal AC input (90 to 305VAC) / Full range
- High efficiency up to 91%
- Fully isolated plastic case with IP64 level
- Class 2 power unit / Pass LPS
- Suitable for dry, damp location
- Suitable for LED lighting with independent applications

- Protections: Short circuit / Over current / Over voltage / Over temperature
- Multiple models for choice:
  - A-Type: IP64 rated. Output voltage and constant current level can be adjusted through internal potentiometer
  - B-Type: IP64 rated and **built-in 3 in 1 dimming function (1-10VDC, PWM signal, or resistance)**
- 3 years warranty



AC input voltage range	90~305VAC; 127~431VDC		
AC inrush current (max.)	Cold start, 50A at 230VAC	Cold start, 55A at 230VAC	Cold start, 70A at 230VAC
DC adjustment range	±10% rated output voltage (A-Type only)		
Current adjustment range	60%~100%		
Over current protection	95%~108% constant current limiting, auto-recovery		
Over voltage protection	109%~150% rated output voltage		
Setup, rise, hold up time	500ms, 80ms, 16ms at full load and 230VAC		
Total harmonic distortion	THD<20%		
Withstand voltage	I/P-O/P: 3.75kVAC, I/P-FG: 2kVAC, O/P-FG:1.5kVAC		
Working temperature	-40~+50°C (refer to output derating curve)		
Safety standards	UL8750, CSA C22.2 No. 250.0-08, BS EN61347-1, BS EN61347-2-13 independent, IP64, J61347-1, J61347-2-13, EAC TP TC 004, GB19510.1, GB19510.14 approved; design refer to UL60950-1, BS EN60335-1 (for HLN-40H/60H)		
EMC standards	BS EN55015, BS EN61000-3-2 class C, BS EN61000-3-3, BS EN61000-4-2,3,4,5,6,8,11, BS EN61547, EAC TP TC 020		
Connection	Input	UL rated, SVT 18AWGx3C (30cm)	
	Output	A-Type: UL rated, SVT 18AWGx2C (30cm); B-Type: UL rated, SVT 18AWGx4C (30cm)	
Dimension (LxWxH) (mm)	161x 61.5x 35		181x 61.5x 35

### HLN-40H Series



Model No.	Output	Tol.	R&N	Effi.
HLN-40H-12(A)	12V, 0~3.33A	±2.5%	150mV	86.5%
HLN-40H-15(A)	15V, 0~2.67A	±2.0%	150mV	86.5%
HLN-40H-20(A)	20V, 0~2.00A	±1.0%	150mV	87.5%
HLN-40H-24(A)	24V, 0~1.67A	±1.0%	150mV	88.0%
HLN-40H-30(A)	30V, 0~1.34A	±1.0%	200mV	88.5%
HLN-40H-36(A)	36V, 0~1.12A	±1.0%	200mV	88.5%
HLN-40H-42(A)	42V, 0~0.96A	±1.0%	300mV	88.5%
HLN-40H-48(A)	48V, 0~0.84A	±1.0%	300mV	89.0%
HLN-40H-54(A)	54V, 0~0.75A	±1.0%	300mV	89.0%

○ = A or B



### HLN-60H Series



Model No.	Output	Tol.	R&N	Effi.
HLN-60H-15(A)	15V, 0~4.0A	±2.0%	150mV	87.0%
HLN-60H-20(A)	20V, 0~3.0A	±1.0%	150mV	88.5%
HLN-60H-24(A)	24V, 0~2.5A	±1.0%	150mV	89.0%

Model No.	Output	Tol.	R&N	Effi.
HLN-60H-30(A)	30V, 0~2.0A	±1.0%	200mV	89.5%
HLN-60H-36(A)	36V, 0~1.70A	±1.0%	200mV	90.0%
HLN-60H-42(A)	42V, 0~1.45A	±1.0%	300mV	90.0%
HLN-60H-48(A)	48V, 0~1.30A	±1.0%	300mV	90.5%
HLN-60H-54(A)	54V, 0~1.15A	±1.0%	300mV	90.5%

○ = A or B



### HLN-80H Series



Model No.	Output	Tol.	R&N	Effi.
HLN-80H-12(A)	12V, 0~5.0A	±2.5%	150mV	88.0%
HLN-80H-15(A)	15V, 0~5.0A	±2.0%	150mV	89.0%
HLN-80H-20(A)	20V, 0~4.0A	±1.0%	150mV	90.0%
HLN-80H-24(A)	24V, 0~3.4A	±1.0%	150mV	90.5%
HLN-80H-30(A)	30V, 0~2.7A	±1.0%	200mV	91.0%
HLN-80H-36(A)	36V, 0~2.3A	±1.0%	200mV	91.0%
HLN-80H-42(A)	42V, 0~1.95A	±1.0%	200mV	91.0%
HLN-80H-48(A)	48V, 0~1.7A	±1.0%	200mV	91.0%
HLN-80H-54(A)	54V, 0~1.5A	±1.0%	200mV	91.0%

○ = A or B

# OWA series 60~90W

## Features

- Constant voltage + constant current modes
- Universal AC input / Full range
- Built-in active PFC function (OWA-90)
- No load power consumption <0.15W
- Energy efficiency Level VI and COC V5 Tier 2
- Fully encapsulated with IP67 level for power body
- Isolation class II, no F.G.
- Class 2 power unit (OWA-60 & OWA-90-20~54)
- Protections: Short circuit / Over current / Over voltage / Over temp.
- IP67 Suitable for dry and damp location
- 5 years warranty

INPUT	
OWA-60/90	
U-Type	E-Type
OUTPUT	
OWA-60	
U-Type	E-Type
OWA-90	
U-Type	E-Type



AC input voltage range	90~264VAC ; 127~370VDC		
AC inrush current (max.)	Cold start, 65A at 230VAC	Cold start, 60A at 230VAC	
Over current protection	95%~108% constant current limiting, auto-recovery		
Over voltage protection	110%~140% rated output voltage		
Over temp. protection	Shut down output voltage, re-power on to recover		
Setup, rise, hold up time	500ms, 80ms, 16ms at full load and 230VAC		
Withstand voltage	I/P-O/P: 3.75KVAC		
Working temperature	-35~+70°C	-40~+70°C (refer to output derating curve)	
Safety standards	U-Type	UL8750 Listed approved	
	E-Type	DEKRA IEC/BS EN60335-1(except for 48~54V), IEC/BS EN61558-1, BS EN61558-2-16, EAC TP TC 040 approved	
EMC standards	U-Type: FCC Part 15; E-Type: BS EN55014, BS EN55032 class B, BS EN61000-3-2, -3, EAC TP TC 020		
Connection	Input	Plug	U-Type: NEMA 1-15P plug; E-Type: CEE 7/7 EU plug
		Cable	U-Type: UL rated, SVT 18AWGx2C (150cm); E-Type: H05RN-F 1.0mm <sup>2</sup> x2C (150cm)
	Output	Plug	2.1φ x 5.5φ x 11mm / C+
		Cable	U-Type : UL1185 16AWG x 2C (30cm); E-Type : H05RN-F 1.0mm <sup>2</sup> x 2C (30cm)
Dimension (LxWxH)(mm)	130x 53x 35	171x 63x 37.5	

**OWA-60 Series**

(U-Type, 12~36V) (E-Type) (E-Type only) (E-Type)

Model No.	Output	Tol.	R&N	Effi.
OWA-60□-12	12V, 0~5A	±4%	150mV	88%
OWA-60□-15	15V, 0~4A	±4%	150mV	89%
OWA-60□-20	20V, 0~3A	±4%	150mV	89%
OWA-60□-24	24V, 0~2.5A	±3%	150mV	90%
OWA-60□-30	30V, 0~2A	±3%	200mV	90%
OWA-60□-36	36V, 0~1.67A	±2%	200mV	90%
OWA-60□-42	42V, 0~1.5A	±1%	250mV	90%
OWA-60□-48	48V, 0~1.25A	±1%	250mV	91%
OWA-60□-54	54V, 0~1.12A	±1%	350mV	91%

□ = U / E; U: American 2P, E: European 2P

**OWA-90 Series**

(U-Type, 12~36V) (E-Type) (U-Type) (E-Type only) (E-Type)





Model No.	Output	Tol.	R&N	Effi.
OWA-90□-12	12V, 0~7.5A	±4%	150mV	89%
OWA-90□-15	15V, 0~6A	±4%	150mV	90%
OWA-90□-20-△	20V, 0~4.5A	±4%	150mV	90%
OWA-90□-24-△	24V, 0~3.75A	±3%	150mV	90%
OWA-90□-30-△	30V, 0~3A	±3%	200mV	90%
OWA-90□-36-△	36V, 0~2.5A	±2%	200mV	91%
OWA-90□-42-△	42V, 0~2.15A	±1%	250mV	91%
OWA-90□-48-△	48V, 0~1.88A	±1%	250mV	91%
OWA-90□-54-△	54V, 0~1.67A	±1%	350mV	91%

□ = U / E; U: American 2P, E: European 2P  
 △ = Blank/P1M; Blank: Power DIN 4P with lock type, P1M: 2.5φx5.5φx11mm/C+, tuning fork type

# OWA series 120~200W

## Features

- Constant voltage + constant current modes
- Universal AC input / Full range
- Built-in active PFC function
- No load power consumption <0.15W
- Energy efficiency Level VI and COC V5 Tier 2
- Fully encapsulated with IP67 level for power body
- Isolation class II, no F.G.
- Class 2 power unit
- Protections: Short circuit / Over current / Over voltage / Over temp.
- IP67 Suitable for dry and damp location
- 5 years warranty

INPUT	
OWA-120/200	
U-Type	E-Type
	
OUTPUT	
OWA-120/200	
U-Type	E-Type
	



AC input voltage range	90~264VAC ; 127~370VDC (180~264VAC ; 254~370VDC for OWA-120E)	100 ~ 264VAC; 142 ~ 370VDC (180~264VAC ; 254~370VDC for OWA-200E)	
AC inrush current (max.)	Cold start, 60A at 230VAC	Cold start, 90A at 115VAC Cold start, 180A at 230VAC	
Over current protection	95%~108% constant current limiting, auto-recovery	105%~150%	
Over voltage protection	110%~140% rated output voltage		
Over temp. protection	Shut down output voltage, re-power on to recover		
Setup, rise, hold up time	500ms, 80ms, 16ms at full load and 230VAC/115VAC		
Withstand voltage	I/P-O/P: 3.75K V AC	I/P-O/P: 4.2K V AC	
Working temperature	-40~+70°C (refer to output derating curve)		
Safety standards	U-Type	UL8750 Listed approved	
	E-Type	UL62368-1 Listed approved	
EMC standards	U-Type: FCC Part 15; E-Type: BS EN55014, BS EN55032 class B, BS EN61000-3-2,-3, EAC TP TC 020		
	U-Type: UL2464 18AWGx4C (30cm); E-Type: H07RN-F 1.5mm <sup>2</sup> x2C (30cm)		
Connection	Input	Plug	U-Type: NEMA 1-15P plug; E-Type: CEE 7/7 EU plug
		Cable	U-Type: UL rated, SVT 18AWGx2C (150cm); E-Type: H05RN-F 1.0mm <sup>2</sup> x2C (150cm)
	Output	Plug	U-Type: Power DIN 4P (with lock) type, or 2.5φ x 5.5φ x 11mm/C+, tuning fork type (20~54V only) E-Type : XLR 4P, male type
		Cable	U-Type: UL2464 16AWGx4C(100cm) E-Type: SJOW14AWGx2C:300v(30cm)
Dimension (LxWxH)(mm)	191x63x37.5		

## OWA-120 Series

Model No.	Output	Tol.	R&N	Effi.
OWA-120□-12	12V, 0~10A	±4%	150mV	87.5%
OWA-120□-15	15V, 0~8A	±4%	150mV	89%
OWA-120□-20	20V, 0~6A	±4%	150mV	90%
OWA-120□-24	24V, 0~5A	±4%	150mV	90.5%
OWA-120□-30	30V, 0~4A	±3%	200mV	90%
OWA-120□-36	36V, 0~3.4A	±2%	200mV	90%
OWA-120□-42	42V, 0~2.9A	±1%	250mV	90.5%
OWA-120□-48	48V, 0~2.5A	±1%	250mV	90.5%
OWA-120□-54	54V, 0~2.3A	±1%	350mV	90.5%

□ = U / E; U: American 2P, E: European 2P

## OWA-200 Series



Model No.	Output	Tol.	R&N	Effi.	
				115VAC	230VAC
OWA-200□-12	12V, 0~15A	±5%	150mV	88.5%	91%
OWA-200□-20	20V, 0~10A	±4%	150mV	90%	92.5%
OWA-200□-24	24V, 0~8.3A	±4%	150mV	90.5%	93%
OWA-200□-36	36V, 0~5.55A	±3%	200mV	91.5%	94%
OWA-200□-42	42V, 0~4.75A	±3%	250mV	91.5%	94%
OWA-200□-48	48V, 0~4.17A	±3%	250mV	91.5%	94%
OWA-200□-54	54V, 0~3.71A	±3%	350mV	91.5%	94%

□ = U / E; U: American 2P, E: European 2P

# GSV series 30~60W

## Features

- Design with Active PFC Function
- Class II/2 power unit, no FG
- Meet BS EN61347 regulation
- Meet BS EN61000-3-2 harmonic current class c
- Constant voltage output
- No load power consumption < 0.5W
- Dimmable with a PWM Dimmer
- Suitable for indoor LED lighting applications
- Protection: Short circuit / Over load / Over voltage
- 3 years warranty

		GSV30	GSV60
OUTPUT		 EU type	 Interchangeable(optional) <b>NEW</b>
AC input voltage range	180~264VAC; 255~373VDC		180~264VAC; 255~373VDC
AC inrush current (max.)	Cold start, 20A at 230VAC		
Setup time	<500ms at full load and 230VAC		
Total harmonic distortion	THD<20%/230V@full load		
Short circuit protection	Hiccup mode, auto-recovery		
Withstand voltage	I/P-O/P: 3.75kVAC		
Working temperature	-20~+50°C ( refer to output derating curve)		-20~+40°C ( refer to output derating curve)
Safety standards	BS EN61347-1, BS EN61347-2-13 approved		
EMC standards	BS EN55015, BS EN61000-3-2 class C, BS EN61000-3-3, BS EN61000-4-2,3,4,5,6,8,11, BS EN61547		
Connection	Input	Fixed	European 2P
		Interchangeable	Optional: U.K type / European type
	Output	Plug	2.1φ x 5.5φ x 11 mm, C+ (P1J)
		Cable	UL2468 1500+150/-0mm
Dimension (LxWxH)(mm)	75.5x32x47.5		

## GSV30 Series



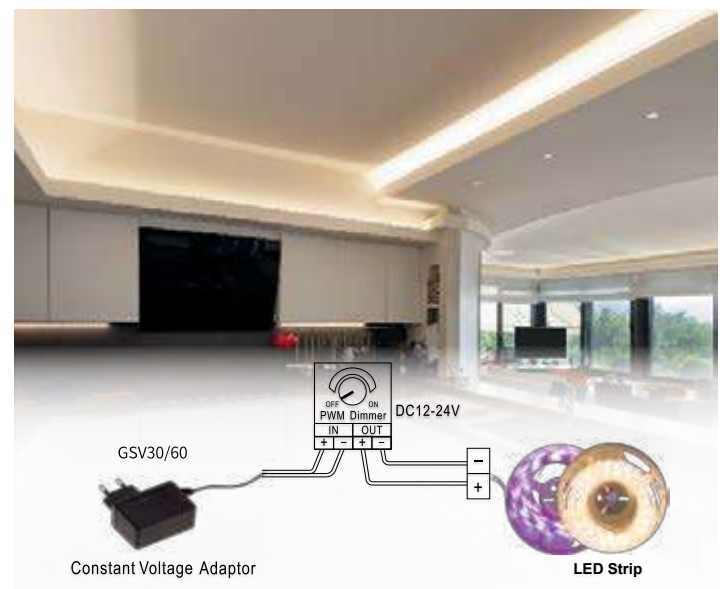
Model No.	Output	Vo Tol.	R&N	Effi.
GSV30□12-P1J	12V, 0~2.5A	±1.5V	2.5V	83.0%
GSV30□24-P1J	24V, 0~1.25A	±2.0V	3.5V	86.0%
GSV30□48-P1J	48V, 0~0.625A	±4.0V	4.5V	89.0%

## GSV60 Series



Model No.	Output	Vo Tol.	R&N	Effi.
GSV60□12-P1J	12V, 0~4.16A	±1.5V	2.5V	85.0%
GSV60□24-P1J	24V, 0~2.5A	±2.25V	4V	87.0%
GSV60□48-P1J	48V, 0~1.25A	±4.5V	5.5V	90.0%

## ► GSV30/60 Application Diagram



□ = E: European 2 pin;  
Optional I: interchangeable type available by request.  
(AC plug order separately)



# Plastic Case

With PFC + Terminal block

- 31 SLD Series (50~80W)
- 32 LDC Series (35~80W)
- 33 LCM Series (25~60W)
- 34 LCM-U Series (40~60W)
- 35 LCM-KN Series (25~60W)
- 36 IDLV Series (25~65W)
- 37 IDLC Series (25~65W)
- 38 PLM Series (12~25W)
- 39 PLC Series (30~100W)

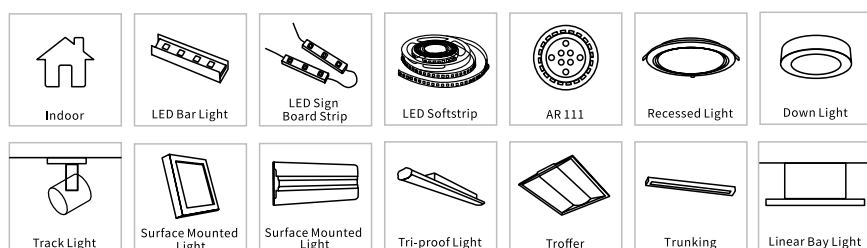


**BLUEVIEW**  
CERTIFIED PARTNER

MEAN WELL has a wide range terminal block type indoor LED driver for most Indoor LED lighting luminaires. Designed as an independent control gear, LCM, IDLC and PLM series accept full range input voltage and feature 0-10V or DALI dimming function with global safety approvals. Besides, IDLC and LCM series can provide auxiliary power for the IoT intelligent dimming application.

Other highlights for this category are the SLD and LDC series for linear fixtures. For linear fixtures, slim and linear LED drivers are required. Therefore SLD and LDC series emphasize the compact design with merely 16.8~21mm in height and 30mm in width.

## Application



# SLD series 50~80W

## Features

- Constant voltage + Constant current mode output
- Universal AC input 110~305VAC input
- Plastic housing with Class II design
- SELV and Isolated Design
- Class 2 power unit (Except for SLD-80-12)
- Slim and Linear housing Design
- No load power consumption < 0.5W
- Protections: Short circuit / Over current / Over voltage / Over temp.
- Meet with BS EN61347 regulation
- Meet BS EN61000-3-2 Harmonic current
- 3 years warranty

	SLD-50	SLD-80
<b>INPUT</b>		
<b>OUTPUT</b>		
AC input voltage range	110~305VAC; 154~431VDC	
AC inrush current (max.)	Cold start, 50A at 230VAC	
Setup time	500ms at 230VAC	
Total harmonic distortion	THD < 10%	
Short circuit protection	Hiccup mode, recovers automatically after fault condition is removed	
Over temp. protection	Shut down output voltage, re-power on to recovery	
Withstand voltage	I/P-O/P: 3.75KVAC	
Working temperature	Tcase = -20~+90°C (Please refer to "OUTPUT LOAD vs TEMPERATURE" section)	
Safety standards	UL8750, CSA C22.2 No. 250.13-12, ENEC BS EN61347-1, BS EN61347-2-13 independent, BS EN62384, EAC TP TC 004, GB19510.1, GB19510.14, BIS ISI5885 approved	
EMC standards	BS EN55015, BS EN61000-3-2 Class C (@load ≥ 60%); BS EN61000-3-3; GB17743 and GB17625.1, BS EN61000-4-2, 3, 4, 5, 6, 8, 11; BS EN61547, light industry level (surge immunity Line-Line 1KV), EAC TP TC 020	
Dimension (LxWxH)(mm)	280x 30x 16.8	320x 30x 16.8

### SLD-50 Series



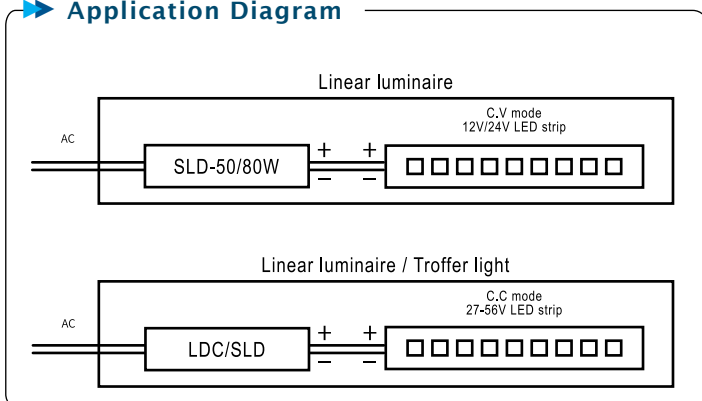
Model No.	Output	Tol.	R&N	Effi.
SLD-50-12	7.2~12V, 4.2A	±4%	150mV	88%
SLD-50-24	14.4~24V, 2.1A	±3%	240mV	90%
SLD-50-56	30~56V, 0.9~1.4A	±1%	350mV	90%

### SLD-80 Series



Model No.	Output	Tol.	R&N	Effi.
SLD-80-12	7.2~12V, 6.6A	±4%	150mV	88%
SLD-80-24	14.4~24V, 3.3A	±3%	240mV	90%
SLD-80-56	30~56V, 1.4~2.1A	±1%	350mV	90%

### Application Diagram



### SLD & LDC Linear series Selection guide

output Model	12V	24V	56V	0-10V	DALI	Push Dim	warranty
LDC-35			✓	✓	✓	✓	5
LDC-55			✓	✓	✓	✓	5
LDC-80			✓	✓	✓	✓	5
SLD-50	✓	✓	✓				3
SLD-80	✓	✓	✓				3

\* 56V output is C.P mode output

# LDC series 35~80W

## Features

- Constant power mode (Full power at 70~100% current)
- Linear metal housing
- SELV and Isolated Design
- Flicker-Free
- No load power consumption < 0.5W
- Push terminal style I/O
- Protections: Short circuit / Over temperature / Over voltage
- 5 years warranty

- Multiple types for choice:
  - Blank-Type: Without dimming function
  - B-Type: Built-in 3 in 1 dimming function (0~10VDC, PWM signal or resistance)
  - DA-Type: Built-in DALI interface, push dimming function
  - DA2-Type: DALI-2 (only for LDC-55)
- Output current level can be adjusted by resistance
- Built-in temperature compensation function by external NTC

	LDC-35(DA)	LDC-55(DA/DA2)	LDC-80(DA)
<b>INPUT</b>			
<b>OUTPUT</b>			
AC input voltage range	180~295VAC		
AC inrush current (max.)	Cold start, 30A at 230VAC	Cold start, 65A at 230VAC	Cold start, 55A at 230VAC
Setup time	500ms at 230VAC		
Short circuit protection	Constant current limiting or hiccup mode, auto-recovery		
Over temp. protection	Shut down o/p voltage with auto-recovery		
Withstand voltage	I/P-O/P:3.75KVAC, I/P-FG:2KVAC, O/P-FG:1.5KVAC		
Working temperature	Tcase=-25~+80°C		
Safety standards	UL8750, ENEC BS EN/AS/NZS61347-1, BS EN/AS/NZS61347-2-13, BS EN62384, GB19510.14, GB19510.1, EAC TP TC 004, BIS IS15885		
DALI standards	Design refer to IEC62386-101, 102, 207 (DA-Type only)		
EMC standards	BS EN55015, BS EN61000-3-2 Class C, BS EN61000-3-3, BS EN61000-4-2,3,4,5,6,8,11, BS EN61547, GB/T17743, GB17625.1, EAC TP TC 020		
Dimension (LxWxH)(mm)	280x 30x 21	320x 30x 21	360x 30x 21

**LDC-35(DA)**

Model No.	Output	Io Tol.	Effi.
LDC-35□	27~56V, 300~1000mA	5%	88%

□ = Blank, B or DA

**LDC-55(DA/DA2)** except for DA2-Type

Model No.	Output	Io Tol.	Effi.
LDC-55□	27~56V, 500~1600mA	5%	90%

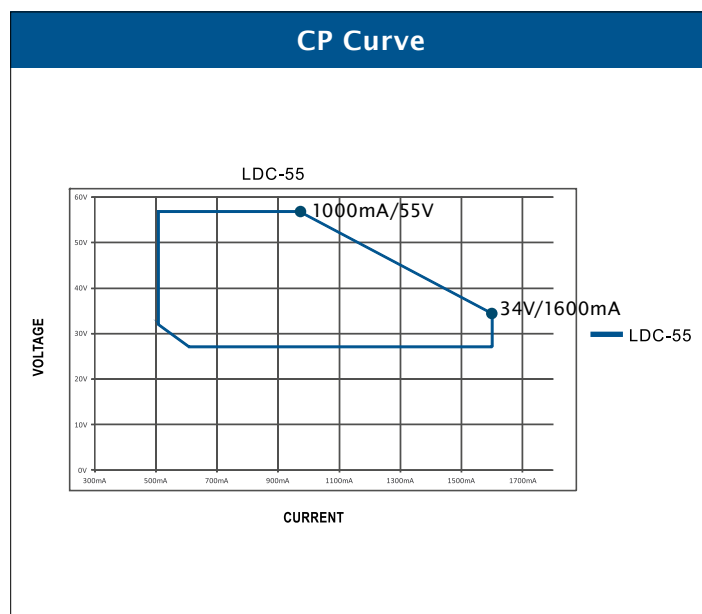
□ = Blank, B, DA or DA2

**LDC-80(DA)**

Model No.	Output	Io Tol.	Effi.
LDC-80□	27~56V, 700~2100mA	5%	90%

□ = Blank, B or DA








Note: DALI-2 is available, please consult MEAN WELL for details.










# LCM series 25~60W

## Features

- Constant current mode
- LCM-25: 180~277VAC input only  
LCM-40/60: 180~295VAC input only
- Multiple-stage output current level selectable by DIP switch
- No load power consumption <0.5W (LCM-25/25DA/40DA/60DA)
- Class II power unit, no F.G.
- Built-in 3 in 1 dimming function, 0~10VDC, PWM signal, or resistance (non DA-Type)
- Wireless driver with integrated EnOcean for LCM-40EO/60EO (by request)
- Built-in DALI interface and push dimming function (DA/DA2 type)
- 12V/50mA auxiliary output for LCM-40/60 (LCM-40DA/60DA by request)
- Temperature compensation function by external NTC (40W/60W only)
- Power supplies synchronization function up to 10 units
- Built-in Bluetooth mesh wireless dimming for IoT types
- Protections: Short circuit / Over voltage (40W/60W only) / Over temp.
- 3 years warranty

	INPUT		OUTPUT		LCM-25/40/60(DA/DA2/IOT)	LCM-40EO/60EO
	25W/40W/60W	25W	40W/60W			
Non-DA Type						
DA-Type						By request

AC input voltage range	180~277VAC; 254~380VDC(LCM-25), 180~295VAC; 254~417VDC(LCM-40/60)	
AC inrush current (Typ.)	Cold start, 20A at 230VAC	
Short circuit protection	Constant current limiting, recovers automatically after fault condition is removed	
Over voltage protection	LCM-40/40DA: 110~130VDC, LCM-60/60DA: 105~125VDC	
Setup time	500ms / 230VAC	
Total harmonic distortion	THD<20%	
Wireless protocol	EnOcean standard 868MHz for European (EO-Type)	
Withstand voltage	I/P-O/P: 3.75KVAC	
Working temperature	Tcase= -30~+85°C	Tcase= -30~+90°C
Safety standards	UL8750(except for DA2-Type), CSA C22.2 No.250.13-12, ENEC BS EN61347-1, BS EN61347-2-13, BS EN62384 independent,GB19510.14,GB19510.1,BIS IS15885(except for DA2-Type), EAC TP TC 004 approved; According to BS EN61347-2-13appendix J suitable for emergency installations	
DALI standards	EC62386-101, 102, 207,251(DA2 Type only)	
EMC standards	BS EN55015, BS EN61000-3-2 class C, BS EN61000-3-3, BS EN61000-4-2,3,4,5,6,8,11, BS EN61547, GB17625.1, GB17743, EAC TP TC 020	
Dimension (LxWxH)(mm)	105x 68x 23 (LCM-25), 123.5x 81.5x 23(LCM-40/60)	
















### LCM-25 Series

Output	Io Tol.	Io Ripple	Effi.
350mA, 6~54V	±5%	5% (max.)	86%
500mA, 6~50V			
600mA, 6~42V			
700mA, 6~36V (Factory setting)			
900mA, 6~28V			
1050mA, 6~24V			








### LCM-40 Series

Output	Io Tol.	Io Ripple	Effi.
700mA, 2~57V (Factory setting)	±5%	5% (max.)	91%
900mA, 2~45V			
1050mA, 2~40V			

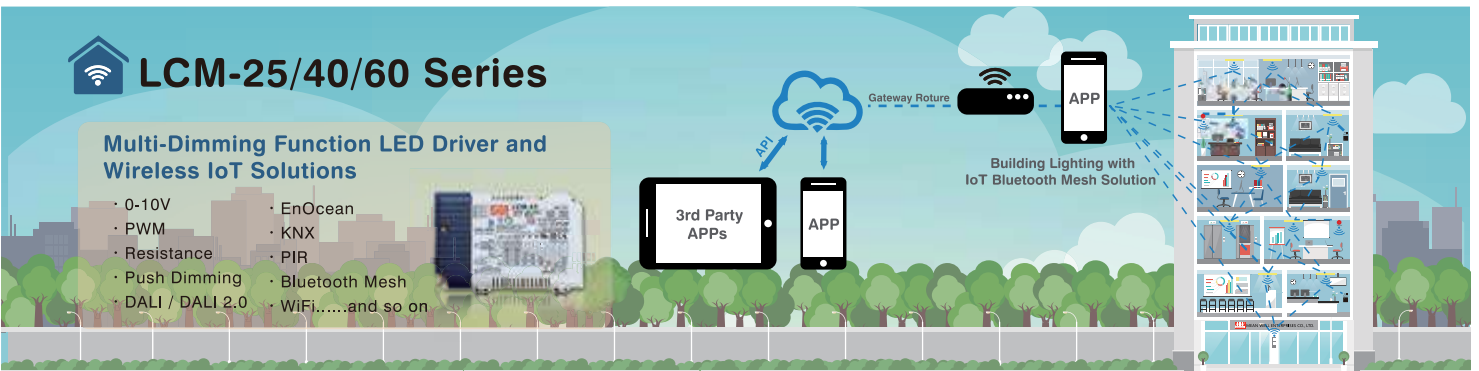
### LCM-40 Series

Output	Io Tol.	Io Ripple	Effi.
350mA, 2~100V	±5%	5% (max.)	91%
500mA, 2~80V			
600mA, 2~67V			

### LCM-60 Series

Output	Io Tol.	Io Ripple	Effi.
500mA, 2~90V	±5%	5% (max.)	92%
600mA, 2~90V			
700mA, 2~86V (Factory setting)			
900mA, 2~67V			
1050mA, 2~57V			
1400mA, 2~42V			



# LCM-U series 40~60W

## Features

- Constant current mode
- 90~132VAC input only
- Multiple-stage output current level selectable by DIP switch
- Class II power unit, no F.G.
- Built-in 3 in 1 dimming function, 0~10VDC, PWM signal, or resistance (non DA-Type)
- Wireless driver with integrated EnOcean for LCM-40EO/60EO (by request)
- Built-in DALI interface and push dimming function (DA-Type)
- 12V/50mA auxiliary output for LCM-40U/60U (LCM-40UDA/60UDA by request)
- Temperature compensation function by external NTC
- Power supplies synchronization function up to 10 units
- Suitable for indoor LED lighting applications
- Protections: Short circuit / Over voltage / Over temp.
- 3 years warranty

	LCM-40U(DA)/60U(DA)		LCM-40UEO/60UEO									
	<table border="1"> <thead> <tr> <th></th> <th>INPUT</th> <th>OUTPUT</th> </tr> </thead> <tbody> <tr> <td>Non-DA Type</td> <td></td> <td></td> </tr> <tr> <td>DA-Type</td> <td></td> <td></td> </tr> </tbody> </table>		INPUT	OUTPUT	Non-DA Type			DA-Type				 By request
	INPUT	OUTPUT										
Non-DA Type												
DA-Type												
AC input voltage range	90~132VAC ; 127~186VDC											
AC inrush current (Typ.)	Cold start, 15A at 230VAC											
Short circuit protection	Constant current limiting, recovers automatically after fault condition is removed											
Over voltage protection	LCM-40U(DA): 110~130VDC, LCM-60U(DA): 105~125VDC											
Over temperature protection	Shut down o/p voltage, auto-recovery or re-power on to recover											
Setup time	1000ms / 115VAC											
Total harmonic distortion	THD<20%											
Wireless protocol	EnOcean standard 902MHz for USA/Canada (EO-Type)											
Withstand voltage	I/P-O/P: 3.75kVAC											
Working temperature	Tcase= -30~+90°C											
Safety standards	UL8750 approved											
DALI standards	Comply with IEC62386-101, 102, 207 (DA-Type only)											
EMC standards	FCC part 15											
Dimension (LxWxH)(mm)	123.5x 81.5x 23											

## LCM-40U Series



Output	Io Tol.	Io Ripple	Effi.	DIP Switch					
				1	2	3	4	5	6
350mA, 2~100V	±5%	5% (max.)	87.5%	----	----	----	----	----	----
500mA, 2~70V				ON	----	----	----	----	----
600mA, 2~59V				ON	ON	----	----	----	----
700mA, 2~50V (Factory setting)				ON	ON	ON	----	----	ON
900mA, 2~39V				ON	ON	ON	ON	----	ON
1050mA, 2~34V				ON	ON	ON	ON	ON	ON

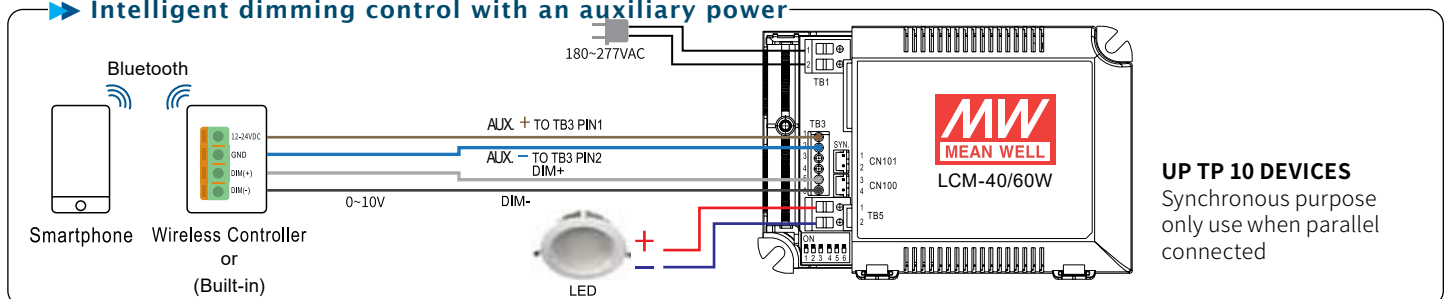
## LCM-60U Series



Output	Io Tol.	Io Ripple	Effi.	DIP Switch					
				1	2	3	4	5	6
500mA, 2~90V	±5%	5% (max.)	89%	----	----	----	----	----	----
600mA, 2~84V				ON	----	----	----	----	----
700mA, 2~72V (Factory setting)				ON	ON	----	----	----	----
900mA, 2~56V				ON	ON	ON	----	----	ON
1050mA, 2~48V				ON	ON	ON	ON	----	ON
1400mA, 2~36V				ON	ON	ON	ON	ON	ON

▶ LCM-40U/60U are primary models with 0~10VDC, PWM or resistance signal dimming function.






### ▶ Intelligent dimming control with an auxiliary power



# LCM-KN series 25~60W

## Features

- Constant current mode output
- KNX protocol
- Multiple-stage output current level selectable by DIP switch
- support emergency lighting(EL)
- Integrated constant light output
- Integrated KNX push button interface
- synchronization up to 10units
- Multiple models for choice:
  - Blank-Type: KNX and push dimming, with standby power consumption<0.5W
  - AUX-Type: KNX and push dimming, with standby power consumption<1.2W and Auxiliary DC output
- Protections: Short circuit / Over voltage / Over temp.
- 3 years warranty

	LCM-25KN	LCM-40KN	LCM-60KN
<b>INPUT</b>			
<b>OUTPUT</b>			
			
AC input voltage range	180 ~ 277VAC; 220 ~ 417VDC	180 ~ 295VAC; 220 ~ 417VDC	
AC inrush current (Typ.)	COLD START, 20A at 230VAC; Per NEMA 410		
Short circuit protection	Constant current limiting, recovers automatically after fault condition is removed		
Over voltage protection	---	110 ~ 130V	105 ~ 125V
Over temperature protection	Shutdown o/p voltage, re-power on to recover		
Setup time	500ms / 230VAC		
Total harmonic distortion	THD< 20%		
Withstand voltage	I/P-O/P:3.75KVAC		
Working temperature	Tcase= -30~+85°C(Please refer to "OUTPUT LOAD vs TEMPERATURE" section)	Tcase=-30~+90°C(Please refer to " OUTPUT LOAD vs TEMPERATURE" section)	
Safety standards	CSA C22.2 No.250.13-12(LCM-25KN only); ENEC BS EN61347-1, BS EN61347-2-13, BS EN62384 independent, GB19510.14,GB19510.1, EAC TP TC 004 approved		
KNX standards	Certified protocol		
EMC standards	BS EN55015, BS EN61000-3-2 Class C(@load≥40%) ; BS EN61000-3-3; GB17625.1,GB17743, BS EN61000-4-2,3,4,5,6,8,11, BS EN61547, light industry level(surge immunity Line-Line 2KV), EAC TP TC 020		
Dimension (LxWxH)(mm)	105x 68x 23	123.5x 81.5x 23	

## LCM-25KN Series



Output	Io Tol.	Io Ripple	Effi.	DIP Switch					
				1	2	3	4	5	6
350mA, 6~54V	±5%	5% (max.)	86%	----	----	----	----	----	----
500mA, 6~50V				ON	----	----	----	----	----
600mA, 6~42V				ON	ON	----	----	----	----
700mA, 6~36V (Factory setting)				ON	ON	ON	----	----	ON
900mA, 6~28V				ON	ON	ON	ON	----	ON
1050mA, 6~24V				ON	ON	ON	ON	ON	ON

## LCM-40KN Series



Output	Io Tol.	Io Ripple	Effi.	DIP Switch					
				1	2	3	4	5	6
350mA, 2~100V	±5%	5% (max.)	90%	----	----	----	----	----	----
500mA, 2~80V				ON	----	----	----	----	----
600mA, 2~67V				ON	ON	----	----	----	----
700mA, 2~57V (Factory setting)				ON	ON	ON	----	----	ON
900mA, 2~45V				ON	ON	ON	ON	----	ON
1050mA, 2~40V				ON	ON	ON	ON	ON	ON

## LCM-60KN Series



Output	Io Tol.	Io Ripple	Effi.	DIP Switch					
				1	2	3	4	5	6
500mA, 2~90V	±5%	5% (max.)	91%	----	----	----	----	----	----
600mA, 2~90V				ON	----	----	----	----	----
700mA, 2~86V (Factory setting)				ON	ON	----	----	----	----
900mA, 2~67V				ON	ON	ON	----	----	ON
1050mA, 2~57V				ON	ON	ON	ON	----	ON
1400mA, 2~42V				ON	ON	ON	ON	ON	ON

# IDLV series 25~65W

## Features

- Constant voltage PWM style output mode
- IDLV-25/45: 90~295VAC input  
IDLV-65: 180~295VAC input only
- High efficiency up to 90%
- No load power consumption <0.5W (Blank-Type)
- Fully isolated plastic case with IP20 level
- Isolation class II, no F.G.
- Built-in 2 in 1 dimming function (0~10VDC or PWM signal)
- Built-in 12V/50mA auxiliary output (A-Type)
- Suitable for indoor LED strip lighting
- Protection: Short circuit / Over current
- 3 years warranty

	IDLV-25(A)	IDLV-45(A)	IDLV-65(A)
<b>INPUT</b>			
<b>OUTPUT (Blank-Type)</b>			
<b>OUTPUT (A-Type)</b>			
AC input voltage range	90 ~ 295VAC ; 127 ~ 417VDC		180 ~ 295VAC; 254 ~ 417VDC
AC inrush current (max.)	Cold start, 30A at 230VAC		
Setup time	500ms / 230AVC		
PWM dimming signal	10V PWM signal, frequency range 300Hz~3kHz		
Total harmonic distortion	THD<20%		
Short circuit protection	Shut down o/p voltage, repower on to recover		
Withstand voltage	I/P-O/P: 3.75KVAC		
Working temperature	Tcase= -20~+90°C	Tcase= -20~+85°C (refer to "OUTPUT LOAD vs TEMPERATURE")	
Safety standards	UL8750, ENEC BS EN/AS/NZS61347-1, BS EN/AS/NZS61347-2-13, BS EN62384, GB19510.14, GB19510.1, EAC TP TC 004, BIS IS15885(for 12V,24V,48V only) approved		
EMC standards	BS EN55015, BS EN61000-3-2 Class C, BS EN61000-3-3, BS EN61000-4-2,3,4,5,6,8,11, BS EN61547, GB17743, GB17625.1, EAC TP TC 020		
Connection (Input/Output)	4+4P push-in terminal block for Blank-Type, 4+6P for A-Type		
Dimension (LxWxH) mm	110 x 75 x 22	120 x 75 x 25	130 x 75 x 25

### IDLV-25/25A Series

Model No.	Output	Tol.	Effi.
IDLV-25□-12	12V, 0~1.8A	±10%	80%
IDLV-25□-24	24V, 0~1.05A	±10%	81%
IDLV-25□-36	36V, 0~0.7A	±10%	82%
IDLV-25□-48	48V, 0~0.52A	±10%	83%
IDLV-25□-60	60V, 0~0.42A	±10%	84%

□ = Blank/A; Blank: without auxiliary output, A: with auxiliary function

### IDLV-45/45A Series

Model No.	Output	Tol.	Effi.
IDLV-45□-12	12V, 0~3A	±10%	84%
IDLV-45□-24	24V, 0~1.88A	±10%	86%
IDLV-45□-36	36V, 0~1.25A	±10%	88%
IDLV-45□-48	48V, 0~0.94A	±10%	88%
IDLV-45□-60	60V, 0~0.75A	±10%	90%

□ = Blank/A; Blank: without auxiliary output, A: with auxiliary function

### IDLV-65/65A Series

Model No.	Output	Tol.	Effi.
IDLV-65□-12	12V, 0~4.2A	±10%	85%
IDLV-65□-24	24V, 0~2.4A	±10%	87%
IDLV-65□-36	36V, 0~1.8A	±10%	88%
IDLV-65□-48	48V, 0~1.35A	±10%	89%
IDLV-65□-60	60V, 0~1.08A	±10%	90%

□ = Blank/A; Blank: without auxiliary output, A: with auxiliary function

### IDL / IDP / ODL Series Difference

Series	Type	AC Input Range	IP	Output Mode
IDLC IDLV	Plastic case with T.B.	90~295VAC	IP20	IDLC/IDPC/ ODLC: C.C. mode
IDPC IDPV	PCB Type			IDLV/IDPV/ ODLV: C.V. mode
ODLC ODLV	Plastic case with lead wire	180~295VAC	IP67	

# IDLC series 25~65W

## Features

- Constant current mode
- Flicker free design
- IDLC-25/45: 90~295VAC input  
IDLC-65: 180~295VAC input only
- No load power consumption <0.5W (Blank/DA-Type)
- Fully isolated plastic case with IP20 level
- Isolation class II, no F.G.
- Built-in DALI interface (IDLC-45/65-DA)
- Built-in 2 in 1 dimming function (0~10VDC or PWM signal)
- Built-in 12V/50mA auxiliary output (A-Type)
- Suitable for indoor LED lighting applications
- Protection: Short circuit
- 3 years warranty

	IDLC-25(A)	IDLC-45(A) IDLC-45-DA	IDLC-65(A) IDLC-65-DA
<b>INPUT</b>			
<b>OUTPUT</b> (Blank-Type) (DA-Type)			
<b>OUTPUT</b> (A-Type)			

AC input voltage range	90 ~ 295VAC	180 ~ 295VAC ; 254~417VDC	
AC inrush current (max.)	Cold start, 30A at 230VAC		
Setup time	500ms / 230VAC		
PWM dimming signal	10V PWM signal, frequency range 300Hz~3kHz		
Total harmonic distortion	THD<20%		
Short circuit protection	Hiccup mode, auto-recovery		
Withstand voltage	I/P-O/P: 3.75KVAC		
Working temperature	Tcase= -20~+90°C	Tcase= -20~+85°C (refer to "OUTPUT LOAD vs TEMPERATURE")	
Safety standards	UL8750, ENEC BS EN/AS/NZS61347-1(except for DA-Type), BS EN/AS/NZS61347-2-13 (except for DA-Type), BS EN62384, GB19510.14, GB19510.1, EAC TP TC 004; BIS 15885 (refer to spec for models) approved		
DALI standards	IEC 62386-101, 102 (DA-Type only)		
EMC standards	BS EN55015, BS EN61000-3-2 Class C, BS EN61000-3-3, BS EN61000-4-2,3,4,5,6,8,11, BS EN61547, GB17743, GB17625.1, EAC TP TC 020		
Connection (Input/Output)	4+4P push-in terminal block for Blank/DA-Type, 4+6P for A-Type		
Dimension (LxWxH) mm	110 x 75 x 22	120 x 75 x 25	130 x 75 x 25

### IDLC-25(A) Series

Model No.	Output	Tol.	Effi.
IDLC-25□-350	49 ~ 70V, 350mA	±7%	82%
IDLC-25□-500	35 ~ 50V, 500mA	±7%	81.5%
IDLC-25□-700	25 ~ 36V, 700mA	±7%	82%
IDLC-25□-1050	17 ~ 24V, 1050mA	±7%	81.5%

□ = Blank/A; Blank: without auxiliary output, A: with auxiliary function

### IDLC-45(A) Series IDLC-45-DA Series

Model No.	Output	Tol.	Effi.
IDLC-45□-350○	57 ~ 95V, 350mA	±5%	86%
IDLC-45□-500○	54 ~ 90V, 500mA	±5%	85%
IDLC-45□-700○	38 ~ 64V, 700mA	±5%	85%
IDLC-45□-1050○	26 ~ 43V, 1050mA	±5%	84%
IDLC-45□-1400○	19 ~ 32V, 1400mA	±5%	83%

□ = Blank/A; Blank: without auxiliary output, A: with auxiliary function

○ = Blank/DA; Blank: 2 in 1 dimming, DA: DALI

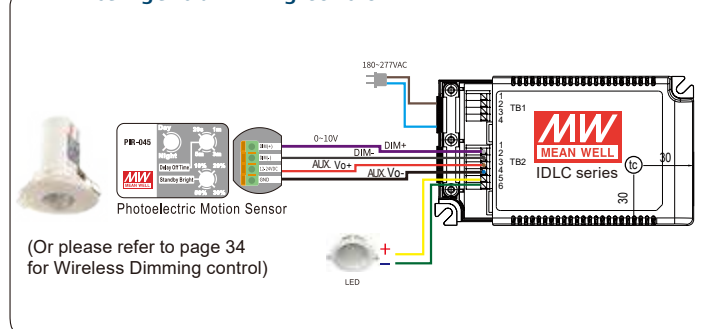
### IDLC-65(A) Series IDLC-65-DA Series

Model No.	Output	Tol.	Effi.
IDLC-65□-700○	69 ~ 93V, 700mA	±5%	89%
IDLC-65□-1050○	46 ~ 62V, 1050mA	±5%	87%
IDLC-65□-1400○	34 ~ 46V, 1400mA	±5%	86%
IDLC-65□-1750○	27 ~ 36V, 1750mA	±5%	86%

□ = Blank/A; Blank: without auxiliary output, A: with auxiliary function

○ = Blank/DA; Blank: 2 in 1 dimming, DA: DALI

#### Intelligent dimming control





# PLM series 12~25W

## Features

- Constant current mode
- 110~295VAC input
- No load power consumption <0.5W
- Fully isolated plastic case with push terminal style I/O
- IP30 design
- Isolation class II, no F.G.
- Class 2 power unit (except for PLM-25-350)
- Low cost, high reliability
- Suitable for indoor LED lighting applications
- Protections: Short circuit
- 2 years warranty



	PLM-12	PLM-25	PLM-25E
AC input voltage range	110~295VAC; 156~417VDC		180~295VAC; 254~417VDC
AC inrush current (max.)	Cold start, 15A at 230VAC		
Setup time	500ms at full load and 230VAC		
Total harmonic distortion	THD<20%		
Short circuit protection	Hiccup mode, auto-recovery		
Withstand voltage	I/P-O/P: 3.75kVAC		
Working temperature	-30~+50°C		-30~+45°C
Safety standards	UL8750, ENEC BS EN61347-1, BS EN61347-2-13, BS EN62384, GB19510.14, GB19510.1, EAC TP TC 004 approved		
EMC standards	BS EN55015, BS EN61000-3-2 class C, BS EN61000-3-3, BS EN61000-4-2,3,4,5,6,8,11, BS EN61547, GB17743, GB17625.1, EAC TP TC 020		
Connection (Input / Output)	2+2P push terminal block		
Dimension (LxWxH)(mm)	145x 38x 22		

## PLM-12 Series

Model No.	Output	Io Tol.	R&N	Effi.
PLM-12-350	22~36V, 350mA	±5%	3.6V	85%
PLM-12-500	15~24V, 500mA	±5%	2.4V	84%
PLM-12-700	11~18V, 700mA	±5%	2.4V	83%
PLM-12-1050	7~12V, 1050mA	±5%	1.8V	81%

## PLM-25 Series

Model No.	Output	Io Tol.	R&N	Effi.
PLM-25-350	42~72V, 350mA	±5%	7.2V	87%
PLM-25-500	30~50V, 500mA	±5%	5.0V	86%

## PLM-25 Series

Model No.	Output	Io Tol.	R&N	Effi.
PLM-25-700	21~36V, 700mA	±5%	3.6V	86%
PLM-25-1050	14~24V, 1050mA	±5%	2.4V	85%

## PLM-25E Series

Model No.	Output	Io Tol.	R&N	Effi.
PLM-25E-350	42~72V, 350mA	±5%	9V	86%
PLM-25E-500	30~50V, 500mA	±5%	7.5V	85%
PLM-25E-700	21~36V, 700mA	±5%	5.4V	85%
PLM-25E-1050	14~24V, 1050mA	±5%	3.6V	82%

# PLC series 30~100W

## Features

- Constant current mode  
(Constant voltage + constant current modes for PLC-100)
- Universal AC input / Full range
- Fully isolated plastic case with screw terminal style I/O
- Adjustable output voltage and current level
- Class 2 power unit / Pass LPS
- Isolation class II, no F.G. for PLC-30
- Suitable for LED lighting and LED sign applications
- Protections: Short circuit / Over current / Over voltage / Over temperature
- Cooling by free air convection
- 2 years warranty



AC input voltage range	90~264VAC ; 127~370VDC		
AC inrush current (max.)	Cold start, 35A at 230VAC		Cold start, 40A at 230VAC
DC adjustment range	95%~110% rated output voltage	90%~110% rated output voltage	85%~100% rated output voltage
Current adjustment range	75%~103%		75%~100%
Over current protection	100%~110% constant current limiting, auto-recovery	95%~110% constant current limiting, auto-recovery	95%~102% constant current limiting, auto-recovery
Over voltage protection	110%~155% rated output voltage	115%~140% rated output voltage	107%~135% rated output voltage
Setup time	500ms at full load and 230VAC		
Withstand voltage	I/P-O/P: 3.75kVAC	I/P-O/P: 3.75kVAC, I/P-FG: 2kVAC, O/P-FG:1.5kVAC	
Working temperature	-30~+50°C (refer to output derating curve)		
Safety standards	UL1310, TUV BS EN61347-1, BS EN61347-2-13, EAC TP TC 004 approved; TUV BS EN62368-1 approved for PLC-100 only		
EMC standards	BS EN55015, BS EN61000-3-2 class C, BS EN61000-3-3, EAC TP TC 020, BS EN61000-4-2,3,4,5,6,8,11, BS EN61547		
Connection (Input / Output)	2+2P screw terminal block	3+2P screw terminal block	
Dimension (LxWxH)(mm)	160x 46x 30	181.5x 62x 35	200.5x 69.5x 35
Packing	0.2kg ; 70pcs / 15kg	0.41kg ; 30pcs / 13.3kg	0.52kg ; 25pcs / 14kg

### PLC-30 Series



Model No.	Output	Tol.	R&N	Effi.
PLC-30-9	9V, 0~3.3A	±10%	2.6V	80.0%
PLC-30-12	12V, 0~2.5A	±10%	2.0V	82.5%
PLC-30-15	15V, 0~2.0A	±10%	2.6V	83.5%
PLC-30-20	20V, 0~1.5A	±10%	2.6V	84.0%
PLC-30-24	24V, 0~1.25A	±10%	2.4V	84.0%
PLC-30-27	27V, 0~1.12A	±10%	2.3V	84.5%
PLC-30-36	36V, 0~0.84A	±10%	3.6V	85.0%
PLC-30-48	48V, 0~0.63A	±10%	3.7V	85.5%

### PLC-60 Series



Model No.	Output	Tol.	R&N	Effi.
PLC-60-12	12V, 0~5.0A	±10%	2.0V	85.0%
PLC-60-15	15V, 0~4.0A	±10%	2.4V	86.0%
PLC-60-20	20V, 0~3.0A	±10%	1.8V	87.5%
PLC-60-24	24V, 0~2.5A	±10%	2.4V	87.0%
PLC-60-27	27V, 0~2.3A	±10%	2.7V	88.0%
PLC-60-36	36V, 0~1.7A	±10%	3.6V	89.0%
PLC-60-48	48V, 0~1.3A	±10%	4.6V	89.0%

### PLC-45 Series



Model No.	Output	Tol.	R&N	Effi.
PLC-45-12	12V, 0~3.8A	±10%	2.0V	83.5%
PLC-45-15	15V, 0~3.0A	±10%	2.4V	85.0%
PLC-45-20	20V, 0~2.3A	±10%	1.8V	86.5%
PLC-45-24	24V, 0~1.9A	±10%	2.7V	86.5%
PLC-45-27	27V, 0~1.7A	±10%	2.7V	86.5%
PLC-45-36	36V, 0~1.25A	±10%	3.6V	87.5%
PLC-45-48	48V, 0~0.95A	±10%	4.6V	87.5%

### PLC-100 Series

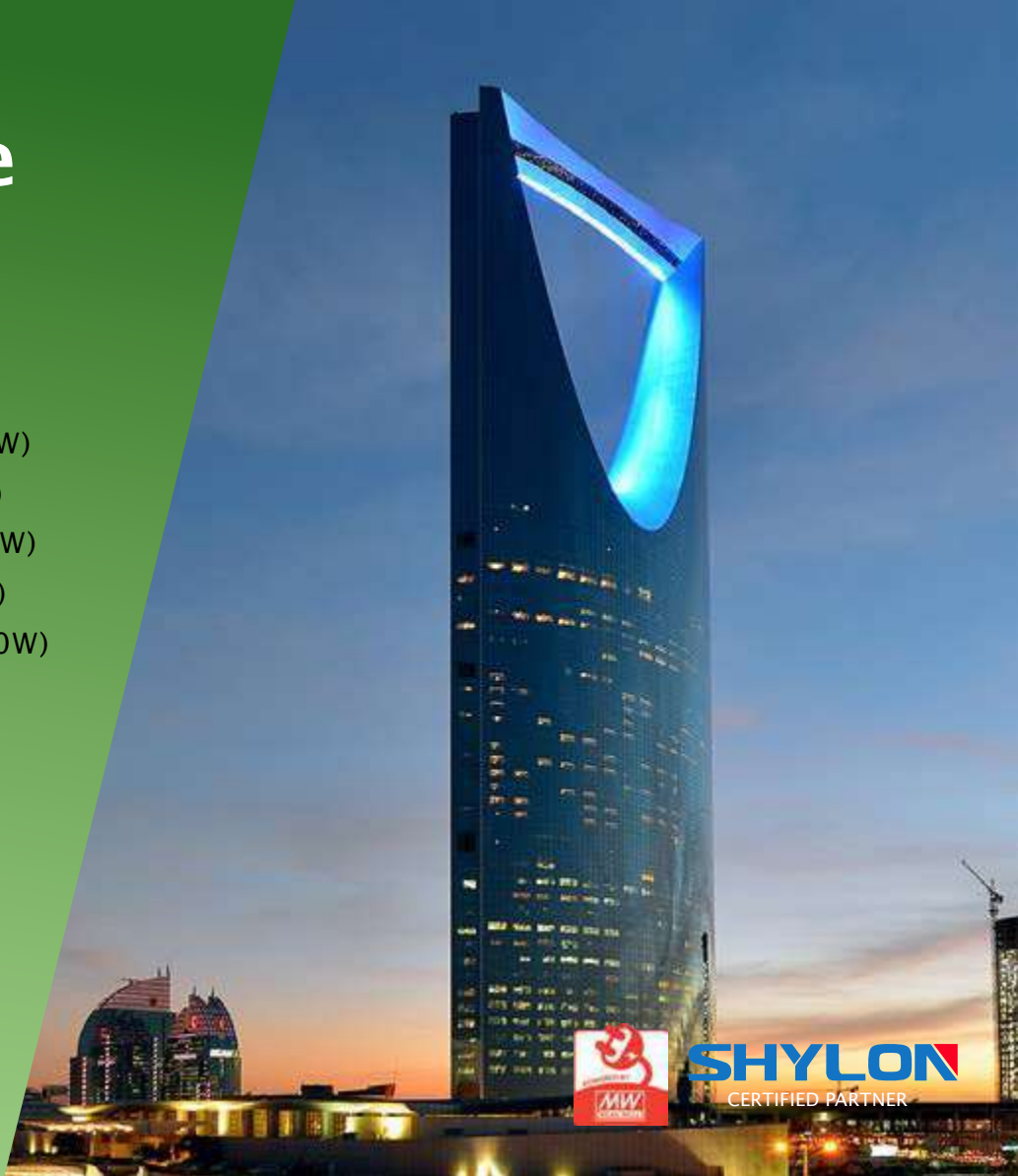


Model No.	Output	Tol.	R&N	Effi.
PLC-100-12	12V, 0~5.0A	±3%	150mV	83.0%
PLC-100-15	15V, 0~5.0A	±3%	150mV	85.0%
PLC-100-20	20V, 0~4.8A	±3%	150mV	88.5%
PLC-100-24	24V, 0~4.0A	±3%	150mV	88.5%
PLC-100-27	27V, 0~3.55A	±3%	150mV	88.0%
PLC-100-36	36V, 0~2.65A	±2%	150mV	88.0%
PLC-100-48	48V, 0~2.0A	±2%	200mV	88.5%

# Metal Case

with PFC+Cable

- 41 XLG Series (25~240W)
- 44 ELG Series (75~300W)
- 47 ELG-C Series (75~300W)
- 51 HLG Series (40~600W)
- 56 HLG-C Series (60~480W)
- 59 HVG Series (65~480W)
- 62 HVGC Series (65~1000W)
- 65 FDL Series(65W)



A complete outdoor LED driver solutions for outdoor luminaires are well-displayed in this category. The best cost-performance ratio and compact size design are XLG series and the ELG(C) series. Designed with DALI /Timer/Programmable dimming functions. A high-efficiency design of HLG(C) series. with 7 years warranty and HVG(C) series with the high-voltage input 180-528V AC, It is suitable for general 230V/347V mains supply or 1 phase 380V AC voltage from 3 phase input. All models are listed for choices. Most of the models offer 0-10V dimming function, easily integrated into smart city lighting control.

MEAN WELL has launched brand new XLG series which design with compact size and constant power mode, output wattage covers a wide range of 25/50/75/100/150/200/240W, wide choices for any indoor or outdoor luminaire applications.

## Application









## Selection guide

Series	Features	Remark
XLG	Constant Power Mode Compact size Surge protection with 10kv/6kv (Optional)	Design with Input Over Voltage Protection and India(EESL)version
ELG(C)	DALI/Timer/Programmable dimming	ELGT-150 with class II
HLG(C)	High reliability/ 7 years warranty	UP to 600W
HVG(C)	High Voltage Input 180~528 VAC	UP to 1000W
FDL	Entry level with 3 Years warranty	UP to 65W

# XLG series 25~50W

## Features

- Constant power mode output
- Wide input range 100~305VAC (Class I)
- Metal housing design with functional ground
- Built-in active PFC function, Class 2 power unit
- Surge protection with 6KV/4KV
- India (EESL) version with Input Over Voltage Protection can survive input voltage stress of 440Vac for 48 hours
- 5 years warranty
- Multiple models for choice:
  - A-Type: IP67 rated. Io adjustable through built-in potentiometer
  - AB-Type: IP67 rated. Io adjustable through built-in potentiometer & 3 in 1 dimming function.
- Protections: Over power/Short circuit / Over temperature / Input over voltage(only for India version )
- IP67 rating for indoor or outdoor installations

XLG-25		XLG-50			
<b>INPUT</b>	 ACL ACN FG				
<b>OUTPUT</b> (Non-Dimming Models)	 Vo- Vo+			<b>A</b>	<b>AB</b>
<b>OUTPUT</b> (Dimming Models)	 DIM- DIM+ Vo+ Vo-				
AC input voltage range	100~305VAC; 127~431VDC				
AC inrush current (max.)	Cold start, 50A at 230 VAC				
Over power protection	110-150% Over Power Protection, recovers automatically after fault condition is removed				
Input Over Voltage(for India version)	320 ~ 370VAC (Shut down output voltage when the input voltage exceeds protection voltage, recovers automatically after fault condition is removed) automatically after fault condition is removed) Can survive input voltage stress of 440Vac for 48 hours@tc75°C max				
Over temp. protection	Hiccup mode, recovers automatically after fault condition is removed				
Setup, rise time	500ms, 100ms/115VAC, 230VAC				
Withstand voltage	I/P-O/P:3.75KVAC I/P-FG:2.0KVAC O/P-FG:1.5KVAC				
Working temperature	Tcase= -40~+85°C		Tcase=-40 ~ +90°C		
Safety standards	UL8750(type"HL"), CSA C22.2 No. 250.13-12; ENEC AS/NZS IEC BS EN61347-1, AS/NZS BS EN61347-2-13 independent, BS EN62384; IP67; GB19510.1, GB19510.14, EAC TP TC 004, J61347-1(H29), J61347-2-13(H29), KC61347-1, KC61347-2-13, IS15885(Part2/Sec13)( for XLG-25I/50I type only), NOM-058-SCFI-2017				
EMC standards	BS EN55015, BS EN61000-3-2 Class C (@load ≥ 50%) ; BS EN61000-3-3; GB17743, GB17625.1, BS EN61000-4-2,3,4,5,6,8,11; BS EN61547, (surge immunity Line-Earth 6KV, Line-Line 4KV)				
Connection	Input	SJOW 17AWGx3C & H05RN-F 3x1.0mm <sup>2</sup> (30cm)			
	Output	A-Type: SJOW 17AWGx2C & H05RN-F 2x1.0mm <sup>2</sup> (30cm) AB-Type: SJOW 17AWGx2C & H05RN-F 2x1.0mm <sup>2</sup> (30cm)+UL2517 20AWGx2C(35cm)			
Dimension (LxWxH) (mm)	105x 63x 30				



Model No.	Output	I <sub>o</sub> Ripple	Effi.
XLG-25□-○	22~54V, 0.25 ~ 1.05A	5%(max.)	88%



Model No.	Output	I <sub>o</sub> Ripple	Effi.
XLG-50□-○	22~54V, 0.53 ~ 2.1A	5%(max.)	90%

□ = Blank, I; Blank: For standard version, I: For India version  
○ = A, AB

Note: Products sourced from the Americas regions may not have the PSE/CCC/BIS/KC logo. Please contact your MEAN WELL sales for more information

## XLG family selection guide




output Model	12V	24V	L type	M type	H type
XLG-25					250~1050 mA
XLG-50					530~2100 mA
XLG-75	5A	3.1A	350~1050 mA		650~2100 mA
XLG-100	8A	4A	350~1050 mA		875~2780 mA
XLG-150	12.5 A	6.25A	350~1050 mA	700~2100 mA	1400~4100 mA
XLG-200	16A	8.3A	350~1050 mA		1750~5500 mA
XLG-240			350~1050 mA	700~2100 mA	2200~6600 mA

- \* 12V/24V with C.V+C.C mode
- XLG-20 is under development


# XLG series 75~150W

## Features

- Full power output at 70~100% Constant power mode operation
- Wide input range 100~305V AC (Class I)
- Built-in active PFC function, Class 2 power unit
- Metal case with IP67, suitable for outdoor application
- Surge protection with 6K V/4K V (10K V/6K V optional)
- India (EESL) version with Input Over Voltage Protection can survive input voltage stress of 440Vac for 48 hours
- 5 years warranty
- Multiple models for choice:
  - Blank-Type: Io and Vo fixed. (For harsh environment)
  - A-Type: IP67 rated. Io adjustable via built-in potentiometer
  - AB-Type: IP67 rated. Io adjustable through built-in potentiometer & 3 in 1 dimming function
- Protections: Over current (for 12, 24V) / Over power (for L, M, H-Type) / Over temperature / Short circuit / Input over voltage (for India version)


	XLG-75	XLG-100	XLG-150
<b>INPUT</b>			
<b>OUTPUT (Non-Dimming Models)</b>			
<b>OUTPUT (Dimming Models)</b>			
AC input voltage range	100~305VAC ; 142~431VDC		
AC inrush current (max.)	Cold start, 50A at 230VAC		
Over current protection (for 12, 24V)	95%~ 108% Constant current limiting, recovers automatically after fault condition is removed		
Over power protection (for L, M, H-Type)	110% ~ 150% Hiccup mode, recovers automatically after fault condition is removed	105% ~ 150% Hiccup mode, recovers automatically after fault condition is removed	105% ~ 130% Hiccup mode, recovers automatically after fault condition is removed
Over temp. protection	Shut down output voltage, re-power on to recover		
Input over voltage (for India version)	320~370VAC (Shut down output voltage, recovers automatically after fault condition is removed)	320~390VAC (Shut down output voltage, recovers automatically after fault condition is removed)	
Set up time	500ms/230VAC, 1200ms/115VAC		
Withstand voltage	I/P-O/P: 4.2KVAC I/P-FG: 2.1KVAC O/P-FG: 1.5KVAC		
Working temperature	Tcase= -40~+90°C		
Safety standards	UL8750(type "HL"), <b>UL879(For 12V, 24V)</b> , CSA C22.2 No. 250.13-12; ENEC BS EN61347-1, BS EN61347-2-13 independent, BS EN62384; GB19510.1, GB19510.14; IP67, EAC TP TC 004, J61347-1(H29), J61347-2-13(H29), KC61347-1, KC61347-2-13, IS15885(Part2/Sec13)( for XLG-75I/100I/150I type only), NOM-058-SCFI-2017		
EMC standards	BS EN55015, BS EN61000-3-2 Class C (@load ≥ 50%); BS EN61000-3-3; BS EN61000-4-2, 3, 4, 5, 6, 8, 11; BS EN61547, (surge immunity Line-Earth 6KV, Line-Line 4KV)(10K/6K option, except for XLG-75)		
Connection	Input	SJOW 17AWGx3C & H05RN-F 1.0mm <sup>2</sup> (30cm)	
	Output	Blank/A-Type: SJOW 17AWGx2C & H05RN-F 2x1.0mm <sup>2</sup> (30cm) AB-Type: SJOW 17AWGx2C & H05RN-F 2x1.0mm <sup>2</sup> (30cm)+UL2517 20AWGx2C(35cm)	Blank/A-Type: SJOW 17AWG/14AWG(for XLG-100-12 and XLG-150-12/24V) x2C & H05RN-F 2x1.0mm <sup>2</sup> (30cm) AB-Type: SJOW 17AWGx2C & H05RN-F 2x1.0mm <sup>2</sup> (30cm)+UL2517 20AWGx2C(35cm)
Dimension (LxWxH) (mm)	140x 63x 32		180x 63x 35.5

**XLG-75 Series**




Model No.	Output	I <sub>o</sub> Ripple	Effi.
XLG-75 □-12 ○	8.4~12V, 5A	---	89%
XLG-75 □-24 ○	16.8~24V, 3.1A	---	90%
XLG-75 □-L ○	53~107V, 350~1050mA	3%	91%
XLG-75 □-H ○	27~56V, 650~2100mA	3%	90%

**XLG-100 Series**



Model No.	Output	I <sub>o</sub> Ripple	Effi.
XLG-100 □-12 ○	8.4~12V, 4 ~ 8A	---	92%
XLG-100 □-24 ○	16.8~24V, 2 ~ 4A	---	92%
XLG-100 □-L ○	71~142V, 350~1050mA	3%	92.5%
XLG-100 □-H ○	27~56V, 875~2780mA	3%	91%

**XLG-150 Series**



Model No.	Output	I <sub>o</sub> Ripple	Effi.
XLG-150 □-12 ○	8.4~12V, 6.5~ 12.5A	---	91.5%
XLG-150 □-24 ○	16.8~24V, 3.2~ 6.25A	---	93%
XLG-150 □-L ○	120~214V, 350~1050mA	3%	93%
XLG-150 □-M ○	60~107V, 700~2100mA	3%	92.5%
XLG-150 □-H ○	27~56V, 1400~4170mA	4%	92%

□ = Blank, I: Blank; For standard version, I: For India version  
○ = A, AB, Blank

Note: Products sourced from the Americas regions may not have the PSE/CCC/BIS/KC logo. Please contact your MEAN WELL sales for more information.

# XLG series 200~240W

## Features

- Full power output at 70~100% Constant power mode operation
- Wide input range 100~305V AC (Class I)
- Built-in active PFC function
- Metal case with IP67, suitable for outdoor application
- Surge protection with 6K V/4K V (10K V/6K V optional)
- India (EESL) version with Input Over Voltage Protection can survive input voltage stress of 440Vac for 48 hours
- 5 years warranty
- Multiple models for choice:
  - Blank-Type: Io and Vo fixed. (For harsh environment)
  - A-Type: IP67 rated. Io adjustable via built-in potentiometer
  - AB-Type: IP67 rated. Io adjustable through built-in potentiometer & 3 in 1 dimming function
- Protections: Over current (for 12, 24V) / Over power (for L, M, H-Type) / Over temperature / Short circuit / Input over voltage (for India version)



AC input voltage range	100~305VAC ; 142~431VDC	
AC inrush current (max.)	Cold start, 65A at 230VAC	Cold start, 75A at 230VAC
Over current protection (for 12, 24V)	95%~ 108% Constant current limiting, recovers automatically after fault condition is removed	
Over power protection (for L, M, H-Type)	105% ~ 130% Hiccup mode, recovers automatically after fault condition is removed	
Over temp. protection	Shut down O/P voltage, recovers automatically after temperature goes down	
Input over voltage (for India version)	320 ~ 390VAC (Shut down output voltage when the input voltage exceeds protection voltage)	320 ~ 370VAC (Shut down output voltage when the input voltage exceeds protection voltage)
Set up time	500ms/230VAC, 1200ms/115VAC	
Withstand voltage	I/P-O/P:4.2KVAC I/P-FG:2.1KVAC O/P-FG:1.5KVAC	I/P-O/P:3.75KVAC I/P-FG:2.0KVAC O/P-FG:1.5KVAC
Working temperature	Tcase= -40~+90°C	
Safety standards	UL8750(type "HL"), CSA C22.2 No. 250.13-12; ENEC BS EN61347-1, BS EN61347-2-13 independent, BS EN62384; GB19510.1, GB19510.14; IP67 approved, EAC TP TC 004; J61347-1(H29), J61347-2-13(H29), KC61347-1, KC61347-2-13, IS15885(Part2/Sec13) (for XLG-200 only), NOM-058-SCFI-2017	
EMC standards	BS EN55015, BS EN61000-3-2 Class C (@load ≥ 50%) ; BS EN61000-3-3; BS EN61000-4-2, 3, 4, 5, 6, 8, 11; BS EN61547 (surge immunity Line-Earth 6KV, Line-Line 4KV) (10K/6KV option);	
Connection	Input	SJOW 17AWGx3C & H05RN-F 3x1.0mm <sup>2</sup> (30cm)
	Output	Blank/A-Type: SJOW 17AWGx2C/14AWGx2C(12V) & H05RN-F 2x1.0mm <sup>2</sup> (30cm) AB-Type: SJOW 17AWGx2C & H05RN-F 2x1.0mm <sup>2</sup> (30cm) + UL2517 20AWGx2C(35cm)
Dimension (LxWxH) (mm)	199x 63x 35.5mm	219x 63x 35.5mm

Model No.	Output	I <sub>o</sub> Ripple	Effi.
XLG-200 □ -12○	8.4~12V, 8 ~ 16A	---	92%
XLG-200 □ -24○	16.8~24V, 4.15 ~ 8.3A	---	94%
XLG-200 □ -L○	142~285V, 350~1050mA	3%	94%
XLG-200 □ -H○	27~56V, 1750~5550mA	3%	93%

Model No.	Output	I <sub>o</sub> Ripple	Effi.
XLG-240 □ -L○	178~342V, 350~1050mA	5%	93%
XLG-240 □ -M○	90~171V, 700~2100mA	5%	92.5%
XLG-240 □ -H○	27~56V, 2400~6660mA	5%	91%

□ = Blank, I: Blank; For standard version, I: For India only  
○ = A, AB, Blank

Note: Products sourced from the Americas regions may not have the PSE/CCC/BIS/KC logo. Please contact your MEAN WELL sales for more information

# ELG series 75~100W

## Features

- Constant voltage+constant current modes
- Universal AC input (100 to 305VAC) / Full range
- High efficiency up to 91%
- No load / Standby power consumption <0.5W
- Meet 6KV surge immunity level (IEC61000-4-5)
- Class 2 power unit (ELG-75/100 only)
- Type HL LED Driver for use in Class I, Division 2 hazardous location luminaires
- Suitable for dry / damp / wet locations with IP67
- Suitable for outdoor LED lighting applications
- Protections:  
Short circuit / Over current / Over voltage / Over temp.

- Multiple models for choice:
  - Blank-Type:** IP67 rated. Cable for I/O connection (For harsh environment)
  - A-Type:** IP65 rated. Io and Vo adjustable through built-in potentiometer
  - B-Type:** IP67 rated. 3 in 1 dimming function (0~10Vdc, 10V PWM signal and resistance)
  - AB-Type:** IP65 rated. Io adjustable through built-in potentiometer & 3 in 1 dimming function.
  - D2-Type:** IP67 rated. Smart timer dimming function\*, contact MEAN WELL for details
  - DA-Type:** IP67 rated. DALI control technology
- 5 years warranty



	ELG-75	ELG-100
AC input voltage range	100~305VAC ; 142~431VDC	
AC inrush current (max.)	Cold start, 50A at 230VAC	Cold start, 60A at 230VAC
DC adjustment range	±10% rated output voltage (A-Type only)	
Current adjustment range	50%~100% via potentiometer (A-Type only)	
Over current protection	95%~108% constant current limiting, auto-recovery	
Over voltage protection	110%~140% rated output voltage	
Over temp. protection	Shut down o/p voltage, re-power on to recover	
Setup, rise, hold up time	500ms, 100ms, 10ms at full load and 230VAC	
Withstand voltage	I/P-O/P: 3.75kVAC I/P-FG: 2kVAC O/P-FG: 1.5kVAC	
Working temperature	Tcase= -40~+85°C	Tcase= -40~+90°C (refer to "OUTPUT LOAD vs TEMPERATURE")
Safety standards	UL8750, IEC/BS EN/AS/NZ61347-1,-2-13, BS EN62384, GB19510.1, GB19510.14, EAC TP TC 004, BIS IS15885(refer to spec for models), KC61347-1, KC61347-2-13, IEC 62386(DA type only)	
EMC standards	BS EN55015, BS EN61000-3-2 class C, BS EN61000-3-3, BS EN61000-4-2,3,4,5,6,8,11, BS EN61547, GB17743, GB17625.1, EAC TP TC 020, KC KN15, KN61547	
Connection	Please refer to page 50	
Dimension (LxWxH) (mm)	180x 63x 35.5	199x 63x 35.5

Model No.	Output	Tol.	R&N	Effi.
ELG-75-12 (A)-□	12V, 0~5A	±3.0%	150mV	85%
ELG-75-24 (A)-□	24V, 0~3.15A	±3.0%	200mV	88%
ELG-75-36 (A)-□	36V, 0~2.1A	±2.5%	250mV	89%
ELG-75-42 (A)-□	42V, 0~1.8A	±2.5%	250mV	90%
ELG-75-48 (A)-□	48V, 0~1.6A	±2.0%	250mV	90%

○ = Blank, A, B, AB, D2 or DA ; □ = Blank, 3Y

□ = Blank, 2-wire input for standard mode ; □ = 3Y, 3-wire input for standard mode.

Model No.	Output	Tol.	R&N	Effi.
ELG-100-24 (A)-□	24V, 0~4A	±3%	200mV	88%
ELG-100-36 (A)-□	36V, 0~2.66A	±2.5%	250mV	89%
ELG-100-42 (A)-□	42V, 0~2.28A	±2.5%	250mV	90%
ELG-100-48 (A)-□	48V, 0~2A	±2%	300mV	90%
ELG-100-54 (A)-□	54V, 0~1.78A	±2%	350mV	91%

○ = Blank, A, B, AB, D2 or DA ; □ = Blank, 3Y

\*MEAN WELL Smart timer dimming primarily provides the adaptive proportion dimming profile for the output constant current level.

# ELG series 150~200W

## Features

- Constant voltage+constant current modes
- Universal AC input (100 to 305VAC) / Full range
- High efficiency up to 93%
- No load / Standby power consumption <0.5W
- Meet 6KV surge immunity level (IEC61000-4-5)
- Type HL LED Driver for use in Class I, Division 2 hazardous location luminaires
- Suitable for dry / damp / wet locations
- Suitable for outdoor LED lighting applications
- Protections:
  - Short circuit / Over current / Over voltage / Over temp.

• 5 years warranty

• Multiple models for choice:

**Blank-Type:** IP67 rated. Cable for I/O connection(For harsh environment)

**A-Type:** IP65 rated. Io and Vo adjustable through built-in potentiometer

**B-Type:** IP67 rated. 3 in 1 dimming function (0~10Vdc, 10V PWM signal and resistance)

**AB-Type:** IP65 rated. Io adjustable through built-in potentiometer & 3 in 1 dimming function.

**D2-Type:** IP67 rated. Smart timer dimming function\*, contact MEAN WELL for details

**DA-Type:** IP67 rated. DALI control technology

**BE-Type:** IP67 rated. 3 in 1 dimming function and 12V/300mA auxiliary output (ELG-150 only)



INPUT	ACN ACL	ELG-150	ELG-200
INPUT (3Y Models)	ACL ACN FG		
OUTPUT (Non-Dimming Models)	Vo- Vo+		
OUTPUT (Dimming Models)	DIM- DIM+ Vo+ Vo-		
AC input voltage range		100~305VAC ; 142~431VDC	
AC inrush current (max.)		Cold start, 65A at 230VAC	Cold start, 75A at 230VAC
DC adjustment range		±10% rated output voltage (A-Type only)	
Current adjustment range		50%~100% via potentiometer (A-Type only)	
Over current protection		95%~108% constant current limiting, auto-recovery	
Over voltage protection		110%~140% rated output voltage	
Setup, rise, hold up time		500ms, 100ms, 10ms at full load and 230VAC	
Withstand voltage		I/P-O/P: 3.75kVAC I/P-FG: 2kVAC O/P-FG: 1.5kVAC	
Working temperature		Tcase= -40~+90°C (refer to "OUTPUT LOAD vs TEMPERATURE")	Tcase= -40~+85°C (refer to "OUTPUT LOAD vs TEMPERATURE")
Safety standards		UL8750, ENEC/AS/NZS/BS EN61347-1,-2-13, BS EN62384, GB19510.14, GB19510.1, EAC TP TC 004, BIS IS15885(refer to spec for models), KC61347-1, KC61347-2-13, IEC 62386(DA type only)	
EMC standards		BS EN55015, BS EN61000-3-2 class C, BS EN61000-3-3, BS EN61000-4-2,3,4,5,6,8,11, BS EN61547, GB17743, GB17625.1, EAC TP TC 020, KC KN15, KN61547	
Connection		Please refer to page 50	
Dimension (LxWxH) (mm)		219x 63x 35.5	244x 71x 37.5



### ELG-150 Series

Model No.	Output	Tol.	R&N	Effi.
ELG-150-12(A)-□	12V, 0~10A	±3.0%	150mV	88%
ELG-150-24(A)-□	24V, 0~6.25A	±3.0%	200mV	89%
ELG-150-36(A)-□	36V, 0~4.17A	±2.5%	250mV	90%
ELG-150-42(A)-□	42V, 0~3.57A	±2.5%	250mV	90%
ELG-150-48(A)-□	48V, 0~3.13A	±2.0%	250mV	90%
ELG-150-54(A)-□	54V, 0~2.8A	±2.0%	350mV	91%

○ = Blank, A, B, AB, D2, DA or BE ; □ = Blank, 3Y

□ = Blank, 2-wire input for standard mode ; □ = 3Y, 3-wire input for standard mode.

\*MEAN WELL Smart timer dimming primarily provides the adaptive proportion dimming profile for the output constant current level.

\*Note 1: IS 15885(Part 2/Sec13), R-4102776(for 700A, 1050A, 700DA only)



### ELG-200 Series

Model No.	Output	Tol.	R&N	Effi.
ELG-200-12(A)-□	12V, 0~16A	±3%	150mV	90.0%
ELG-200-24(A)-□	24V, 0~8.4A	±2%	200mV	92.0%
ELG-200-36(A)-□	36V, 0~5.55A	±2%	250mV	92.0%
ELG-200-42(A)-□	42V, 0~4.76A	±2%	250mV	92.5%
ELG-200-48(A)-□	48V, 0~4.16A	±2%	250mV	93.0%
ELG-200-54(A)-□	54V, 0~3.72A	±2%	350mV	93.0%

○ = Blank, A, B, AB, D2 or DA ; □ = Blank, 3Y



# ELG series 240~300W

## Features

- Constant voltage+constant current modes
- Wide input range 100~305VAC
- High efficiency up to 94%
- No load / Standby power consumption <0.5W(for ELG-240 only)
- Meet 6KV surge immunity level (IEC61000-4-5)
- Type HL LED Driver for use in Class I, Division 2 hazardous location luminaires
- Suitable for dry / damp / wet locations
- Suitable for outdoor LED lighting applications
- Protections:
  - Short circuit / Over current / Over voltage / Over temp.

- Multiple models for choice:(ELG-240)
  - Blank-Type:** IP67 rated. Io and Vo fixed(For harsh environment)
  - A-Type:** IP65 rated. Io and Vo adjustable through built-in potentiometer
  - B-Type:** IP67 rated.3 in 1 dimming function (0~10Vdc, 10V PWM signal and resistance)
  - AB-Type:** IP65 rated. Io and Vo adjustable through built-in potentiometer & 3 in 1 dimming function.
  - D2-Type:** IP67 rated. Smart timer dimming function\*, contact MEAN WELL for details
  - DA-Type:** IP67 rated. DALI control technology
- 5 years warranty



AC input voltage range	100~305VAC ; 142~431VDC	
AC inrush current (max.)	Cold start, 60A at 230VAC	Cold start, 45A at 230VAC
DC adjustment range	±8% rated output voltage (A/AB-Type only)	
Current adjustment range	50%~100% via potentiometer (A/AB-Type only)	
Over current protection	95%~108% constant current limiting, auto-recovery	
Over voltage protection	110%~140% rated output voltage	
Setup, rise, hold up time	500ms, 100ms, at 230VAC	
Withstand voltage	I/P-O/P: 3.75kVAC I/P-FG: 2.0kVAC O/P-FG: 1.5kVAC	
Working temperature	-40~+90°C (refer to "OUTPUT LOAD vs TEMPERATURE")	-40~+85°C (refer to "OUTPUT LOAD vs TEMPERATURE")
Safety standards	UL8750(type"HL"), CSA C22.2 No. 250.13-12, BS EN61347-1,-2-13, IEC/AS/NZS 61347-1, IEC/AS/NZS 61347-2-13 independent, BS EN62384, EAC TP TC 004, BIS IS15885(refer to spec for models) GB19510.14, GB19510.1, IP65 or IP67 approved, KC61347-1, KC61347-2-13,IEC 62386(DA type only)	
EMC standards	BS EN55015, BS EN61000-3-2 class C, BS EN61000-3-3, BS EN61000-4-2,3,4,5,6,8,11, BS EN61547, GB17743, GB17625.1, EAC TP TC 020, KC KN15, KN61547	
Connection	Please refer to page 50	
Dimension (LxWxH) (mm)	244x 71x 37.5	246x 77x 39.5

**ELG-240 Series**

Model No.	Output	Tol.	R&N	Effi.
ELG-240-24(A)-□	24V, 0~10A	±2%	200mV	92.0%
ELG-240-36(A)-□	36V, 0~6.66A	±2%	250mV	92.0%
ELG-240-42(A)-□	42V, 0~5.71A	±2%	250mV	92.5%
ELG-240-48(A)-□	48V, 0~5.0A	±2%	250mV	93.0%
ELG-240-54(A)-□	54V, 0~4.45A	±2%	350mV	93.0%

**ELG-300 Series**

Model No.	Output	Tol.	R&N	Effi.
ELG-300-12A	12V, 11~22A	±3%	150mV	91.0%
ELG-300-24A	24V, 6.25~12.5A	±2%	240mV	94.0%

○ = Blank, A, B, AB, D2 or DA ; □ = Blank, 3Y

□ = Blank, 2-wire input for standard mode ; □ = 3Y, 3-wire input for standard mode.

Note 1:ELG-240 for 24/24B/36/36A/42/42A/54/54A only, ELG-300(Part2/Sec13)

\*MEAN WELL Smart timer dimming primarily provides the adaptive proportion dimming profile for the output constant current level.

# ELG-C series 75~100W

## Features

- Constant current mode
- Universal AC input (100 to 305VAC) / Full range
- High efficiency up to 92%
- No load / Standby power consumption <0.5W
- Meet 6KV surge immunity level (IEC61000-4-5)
- Type HL LED Driver for use in Class I, Division 2 hazardous location luminaires
- Suitable for dry / damp / wet locations
- Suitable for outdoor LED lighting applications
- Protections:  
Short circuit / Over voltage / Over temperature

- Multiple models for choice:
  - Blank-Type:** IP67 rated. Cable for I/O connection (For harsh environment)
  - A-Type:** IP65 rated. Io and Vo adjustable through built-in potentiometer
  - B-Type:** IP67 rated. 3 in 1 dimming function (0~10Vdc, 10V PWM signal and resistance)
  - AB-Type:** IP65 rated. Io adjustable through built-in potentiometer & 3 in 1 dimming function.
  - D2-Type:** IP67 rated. Smart timer dimming function\*, contact MEAN WELL for details
  - DA-Type:** IP67 rated. DALI control technology
- 5 years warranty



AC input voltage range	100~305VAC; 142~431VDC	
AC inrush current (max.)	Cold start, 50A at 230VAC	Cold start, 40A at 230VAC
Current adjustment range	50%~100% via potentiometer (A-Type only)	
Over voltage protection	105%~145% rated output voltage	
Over temperature protection	Shut down o/p voltage, re-power on to recover	
Setup time	500ms at 230VAC	
Withstand voltage	I/P-O/P: 3.75kVAC I/P-FG: 2kVAC O/P-FG: 1.5kVAC	
Working temperature	Tcase=-40~+90°C	Tcase=-40~+85°C (refer to "OUTPUT LOAD vs TEMPERATURE")
Safety standards	UL8750, ENEC/AS/NZS/BS EN61347-1,-2-13, BS EN62384, GB19510.1, GB19510.14, EAC TP TC 004, BIS IS15885(refer to spec for models), KC61347-1, KC61347-2-13, IEC 62386(DA type only)	
EMC standards	BS EN55015, BS EN61000-3-2 class C, BS EN61000-3-3, BS EN61000-4-2,3,4,5,6,8,11,BS EN61547, GB17743, GB17625.1, EAC TP TC 020,KC KN15, KN61547	
Connection	Please refer to page 50	
Dimension (LxWxH) (mm)	180x 63x 35.5	199x 63x 35.5



Model No.	Output	Tol.	Io Ripple	Effi.
ELG-75-C350(A)-□	107~214V, 350mA	±5%	5%	91%
ELG-75-C500(A)-□	75~150V, 500mA	±5%	5%	91%
ELG-75-C700(A)-□	53~107V, 700mA	±5%	5%	91%
ELG-75-C1050(A)-□	35~71V, 1050mA	±5%	5%	90%
ELG-75-C1400(A)-□	27~54V, 1400mA	±5%	5%	90%

○ = Blank, A, B, AB, D2 or DA ; □ = Blank, 3Y

□ = Blank, 2-wire input for standard mode ; □ = 3Y, 3-wire input for standard mode.



Model No.	Output	Tol.	Io Ripple	Effi.
ELG-100-C350(A)-□	143~286V, 350mA	±5%	5%	92%
ELG-100-C500(A)-□	100~200V, 500mA	±5%	5%	91%
ELG-100-C700(A)-□	71~143V, 700mA	±5%	5%	91%
ELG-100-C1050(A)-□	48~95V, 1050mA	±5%	5%	90%
ELG-100-C1400(A)-□	35~72V, 1400mA	±5%	5%	90%

○ = Blank, A, B, AB, D2 or DA ; □ = Blank, 3Y

\*MEAN WELL Smart timer dimming primarily provides the adaptive proportion dimming profile for the output constant current level.

# ELG-C series 150~200W

## Features

- Constant current mode
- Compliant with class II design (ELGT-150-C only)
- Universal AC input (up to 305VAC) / Full range
- High efficiency up to 93%
- No load / Standby power consumption <0.5W
- Meet 6KV surge immunity level (IEC61000-4-5)
- Type HL LED Driver for use in Class I, Division 2 hazardous location luminaires
- Suitable for dry / damp / wet locations with IP67
- Suitable for outdoor LED lighting applications
- Protections: Short circuit / Over voltage / Over temperature
- 5 years warranty

- Multiple models for choice:

**Blank-Type:** IP67 rated. Cable for I/O connection (For harsh environment)

**A-Type:** IP65 rated. Io and Vo adjustable through built-in potentiometer

**B-Type:** IP67 rated. 3 in 1 dimming function (0~10Vdc, 10V PWM signal and resistance)

**AB-Type:** IP65 rated. Io adjustable through built-in potentiometer & 3 in 1 dimming function.

**D2-Type:** IP67 rated. Smart timer dimming function\*, contact MEAN WELL for details

**DA-Type:** IP67 rated. DALI control technology

**BE-Type:** IP67 rated. 3 in 1 dimming function and 12V/300mA auxiliary output (ELG-150-C only)



	ELG-150-C/ELGT-150-C	ELG-200-C
AC input voltage range	100~305VAC; 142~431VDC	
AC inrush current (max.)	Cold start, 65A at 230VAC	
Current adjustment range	50%~100% via potentiometer (A-Type only)	
Over voltage protection	105%~145% rated output voltage	
Over temperature protection	Shut down o/p voltage, re-power on to recover	
Setup time	500ms at 230VAC	
Withstand voltage	I/P-O/P: 3.75kVAC I/P-FG: 2kVAC O/P-FG: 1.5kVAC for ELG-150/200-C; I/P-CASE: 3.75kVAC for ELGT-150-C	
Working temperature(Tcase)	-40~+90°C (refer to "OUTPUT LOAD vs TEMPERATURE")	-40~+85°C (refer to "OUTPUT LOAD vs TEMPERATURE")
Safety standards	UL8750, ENEC BS EN61347-1, BS EN61347-2-13, BS EN62384, GB19510.14, GB19510.1, EAC TP TC 004 approved, BIS IS15885(ELG-150-C700A/1050A, 700DA only), KC61347-1, KC61347-2-13, IEC 62386(DA type only)	
EMC standards	BS EN55015, BS EN61000-3-2 class C, BS EN61000-3-3, BS EN61000-4-2,3,4,5,6,8,11, BS EN61547, GB17743, GB17625.1, EAC TP TC 020, KC KN15, KN61547	
Connection	Please refer to page 50	
Dimension (LxWxH) (mm)	219x 63x 35.5	244x 71x 37.5



### ELG-150-C Series

Model No.	Output	Tol.	Io Ripple	Effi.
ELG-150-C500(A)-□	150~300V, 500mA	±5%	5%	92%
ELG-150-C700(A)-□	107~214V, 700mA	±5%	5%	92%
ELG-150-C1050(A)-□	72~143V, 1050mA	±5%	5%	92%
ELG-150-C1400(A)-□	54~107V, 1400mA	±5%	5%	91%
ELG-150-C1750(A)-□	43~86V, 1750mA	±5%	5%	91%
ELG-150-C2100(A)-□	36~72V, 2100mA	±5%	5%	91%

○ = Blank, A, B, AB, D2, DA or BE ; □ = Blank, 3Y

□ = Blank, 2-wire input for standard mode ;

□ = 3Y, 3-wire input for standard mode.

\*MEAN WELL Smart timer dimming primarily provides the adaptive proportion dimming profile for the output constant current level.



### ELGT-150-C Series

Model No.	Output	Tol.	Io Ripple	Effi.
ELGT-150-C700(A)	107~214V, 700mA	±5%	5%	92%
ELGT-150-C1050(A)	72~143V, 1050mA	±5%	5%	92%
ELGT-150-C1400(A)	54~107V, 1400mA	±5%	5%	91%



### ELG-200-C Series

Model No.	Output	Tol.	Io Ripple	Effi.
ELG-200-C700(A)-□	142~286V, 700mA	±5%	5%	93%
ELG-200-C1050(A)-□	95~190V, 1050mA	±5%	5%	93%
ELG-200-C1400(A)-□	71~142V, 1400mA	±5%	5%	92%
ELG-200-C1750(A)-□	57~114V, 1750mA	±5%	5%	92%
ELG-200-C2100(A)-□	48~96V, 2100mA	±5%	5%	92%

○ = Blank, A, B, AB, D2 or DA ; □ = Blank, 3Y

# ELG-C & ELGC series 240~300W

## Features

- Constant power mode (for ELGC-300)
- Constant current mode output (for ELG-240-C)
- Universal AC input (100 to 305VAC) / Full range
- High efficiency up to 94.5%
- Standby power consumption < 0.5W (for ELG-240-C)
- Meet 6KV surge immunity level (IEC61000-4-5)
- Type HL LED driver for use in Class I, Division 2 hazardous location luminaires
- Suitable for dry / damp / wet locations
- Suitable for outdoor LED lighting applications
- Protections: Short circuit / Over voltage / Over temperature
- 5 years warranty

- Multiple models for choice:
  - Blank-Type:** IP67 rated. Cable for I/O connection (For harsh environment)
  - A-Type:** IP65 rated. Io and Vo adjustable through built-in potentiometer
  - B-Type:** IP67 rated. 3 in 1 dimming function (0~10Vdc, 10V PWM signal and resistance)
  - AB-Type:** IP65 rated. Io adjustable through built-in potentiometer & 3 in 1 dimming function.
  - D2-Type:** IP67 rated. **Smart timer dimming function\***, contact MEAN WELL for details
  - ADA-Type:** IP67 rated. DALI-2 control technology



AC input voltage range	100~305VAC; 142~431VDC	
AC inrush current (max.)	Cold start 75A at 230VAC	Cold start 45A at 230VAC
Current adjustment range	50%~100% via potentiometer(A/AB-Type only)	32.5%~100% via potentiometer(A/AB-Type only)
Over voltage protection	105%~145% rated output voltage	
Over temperature protection	Shut down o/p voltage, re-power on to recover	Tcase>85°C±5°C, derate power automatically by 6%/°Cmax
Setup time	800ms/115VAC, 500ms/230VAC	500ms at 230VAC and 115VAC
Withstand voltage	I/P-O/P: 3.75kVAC I/P-FG: 2kVAC O/P-FG: 1.5kVAC	
Working temperature	Tcase=-40~+85°C (refer to "OUTPUT LOAD vs TEMPERATURE")	
Safety standards	UL8750(type"HL"), CSA C22.2 No. 250.13-12, ENEC BS EN61347-1, BS EN61347-2-13 independent; AS/NZS 61347-1, AS/NZS 61347-2-13 independent, BS EN62384, EAC TP TC 004, KC61347-1, KC61347-2-13, GB19510.14, GB19510.1, IEC 62386(ADA type only)	
EMC standards	BS EN55015, BS EN61000-3-2 class C, BS EN61000-3-3, BS EN61000-4-2,3,4,6,8,11, BS EN61547; GB17743, GB17625.1, EAC TP TC 020, KC KN15, KN61547	
Connection	Please refer to page 50	
Dimension (LxWxH) (mm)	244x 71x 37.5	246x 77x 39.5

**ELG-240-C Series**

(for 700A, 1050A only)

**ELGC-300 Series**

Model No.	Output	Tol.	Io Ripple	Effi.
ELG-240-C700(A)-□	172~343V, 700mA	±5.0%	5%	93%
ELG-240-C1050(A)-□	114~228V, 1050mA	±5.0%	5%	93%
ELG-240-C1400(A)-□	86~171V, 1400mA	±5.0%	5%	93%
ELG-240-C1750(A)-□	69~137V, 1750mA	±5.0%	5%	93%
ELG-240-C2100(A)-□	57~115V, 2100mA	±5.0%	5%	93%

Model No.	Vout	Iout(mA)		Tol.	Io Ripple	Effi.
		100~180VAC	200~305VAC			
ELGC-300-L-□	116~232V	650~1700	650~2000	±5%	5%	94.5%
ELGC-300-M-□	58~116V	1300~3400	1300~4000	±5%	5%	93.5%
ELGC-300-H-□	29~58V	2600~6800	2600~8000	±5%	5%	92.5%

○ = Blank, A, B, AB, D2 or DA ; □ = Blank, 3Y

□ = Blank, A, AB, D2 or ADA

\*MEAN WELL Smart timer dimming primarily provides the adaptive proportion dimming profile for the output constant current level.

# Globally Certified Cable Adoption for ELG

## ELG-75/100 Series

Connection	Input	SJOW 17AWGx2C & H05RN-F 1.0mm <sup>2</sup> (30cm)
	Output	<ul style="list-style-type: none"> <li>▪ Blank/A-Type: SJOW 17AWGx2C &amp; H05RN-F 1.0mm<sup>2</sup> (30cm)</li> <li>▪ B/AB/D2/DA-Type: SJOW 17AWGx2C &amp; H05RN-F 1.0mm<sup>2</sup> (30cm) + SJOW 17AWGx2C &amp; H05RN-F 1.0mm<sup>2</sup> (30cm)</li> </ul>

## ELG-150 Series

Connection	Input	SJOW 17AWGx2C & H05RN-F 1.0mm <sup>2</sup> (30cm)
	Output	<ul style="list-style-type: none"> <li>▪ Blank/A-Type: SJOW 17AWGx2C &amp; H05RN-F 1.0mm<sup>2</sup> (30cm)</li> <li>▪ B/AB/D2/DA-Type: SJOW 17AWGx2C &amp; H05RN-F 1.0mm<sup>2</sup> (30cm) + SJOW 17AWGx2C &amp; H05RN-F 1.0mm<sup>2</sup> (30cm)</li> <li>▪ BE-Type: SJOW 17AWGx4C &amp; H05RN-F 1.0mm<sup>2</sup> (30cm)+ SJOW 17AWGx2C &amp; H05RN-F 1.0mm<sup>2</sup> (30cm)</li> </ul>

## ELG-200/240 Series

Connection	Input	SJOW 17AWGx2C & H05RN-F 1.0mm <sup>2</sup> (30cm)
	Output	<ul style="list-style-type: none"> <li>▪ Blank/A-Type: SJTW 14AWGx2C (30cm) for 12V SJOW 17AWGx2C &amp; H05RN-F 1.0mm<sup>2</sup> (30cm) for others</li> <li>▪ B/AB/D2/DA-Type: SJTW 14AWGx2C (30cm) + SJOW 17AWGx2C &amp; H05RN-F 1.0mm<sup>2</sup> (30cm) for 12V SJOW 17AWGx2C &amp; H05RN-F 1.0mm<sup>2</sup> (30cm) + SJOW 17AWGx2C &amp; H05RN-F 1.0mm<sup>2</sup> (30cm) for others</li> </ul>

## ELG-75/100-C Series

Connection	Input	SJOW 17AWGx2C & H05RN-F 1.0mm <sup>2</sup> (30cm)
	Output	<ul style="list-style-type: none"> <li>▪ Blank/A-Type: SJOW 17AWGx2C &amp; H05RN-F 1.0mm<sup>2</sup> (30cm)</li> <li>▪ B/AB/D2/DA-Type: SJOW 17AWGx2C &amp; H05RN-F 1.0mm<sup>2</sup> (30cm) + SJOW 17AWGx2C &amp; H05RN-F 1.0mm<sup>2</sup> (30cm)</li> </ul>

## ELG-150-C Series

Connection	Input	SJOW 17AWGx2C & H05RN-F 1.0mm <sup>2</sup> (30cm)
	Output	<ul style="list-style-type: none"> <li>▪ Blank/A-Type: SJOW 17AWGx2C &amp; H05RN-F 1.0mm<sup>2</sup> (30cm)</li> <li>▪ B/AB/D2/DA-Type: SJOW 17AWGx2C &amp; H05RN-F 1.0mm<sup>2</sup> (30cm) + SJOW 17AWGx2C &amp; H05RN-F 1.0mm<sup>2</sup> (30cm)</li> <li>▪ BE-Type: SJOW 17AWGx4C &amp; H05RN-F 1.0mm<sup>2</sup> (30cm)+ SJOW 17AWGx2C &amp; H05RN-F 1.0mm<sup>2</sup> (30cm)</li> </ul>

## ELG-200/240-C Series

Connection	Input	SJOW 17AWGx2C & H05RN-F 1.0mm <sup>2</sup> (30cm)
	Output	<ul style="list-style-type: none"> <li>▪ Blank/A-Type: SJOW 17AWGx2C &amp; H05RN-F 1.0mm<sup>2</sup> (30cm)</li> <li>▪ B/AB/D2/DA-Type: SJOW 17AWGx2C &amp; H05RN-F 1.0mm<sup>2</sup> (30cm) + SJOW 17AWGx2C &amp; H05RN-F 1.0mm<sup>2</sup> (30cm)</li> </ul>

## ELGC-300 / ELG-300 Series

Connection	Input	SJOW 17AWGx3C & H05RN-F 1.0mm <sup>2</sup> (30cm)
	Output	<ul style="list-style-type: none"> <li>▪ Blank/A-Type: SJOW 17AWGx2C &amp; H05RN-F 1.0mm<sup>2</sup> (30cm) / ELG-300: SJOW 14AWGx2C &amp; H05RN-F 1.0mm<sup>2</sup> (30cm)</li> <li>▪ AB/D2/DA-Type: SJOW 17AWGx2C &amp; H05RN-F 1.0mm<sup>2</sup> (30cm) + SJOW 17AWGx2C &amp; H05RN-F 1.0mm<sup>2</sup> (30cm)</li> <li>▪ Dimming cable: UL2517 20AWGx2C(30cm)</li> </ul>

# HLG series 40~60W

## Features

- Constant voltage + constant current modes
- Universal AC input (90 to 305VAC) / Full range
- High efficiency up to 90.5%
- Meet 4kV surge immunity level (IEC61000-4-5)
- Class 2 power unit
- Type HL LED Driver for use in Class I, Division 2 hazardous location luminaires
- Suitable for dry, damp, and wet location with IP67
- Suitable for outdoor LED lighting applications
- Protections:  
Short circuit / Over current / Over voltage / Over temp.

- Multiple models for choice:
  - Blank-Type:** IP67 rated. Cable for I/O connection (For harsh environment)
  - A-Type:** IP65 rated. Io and Vo adjustable through built-in potentiometer
  - B-Type:** IP67 rated. 3 in 1 dimming function (1~10Vdc, 10V PWM signal and resistance)
  - AB-Type:** IP65 rated. Io adjustable through built-in potentiometer & 3 in 1 dimming function.
  - D-Type(option):** IP67 rated. Timer dimming function, contact MEAN WELL for details.
- 7 years warranty



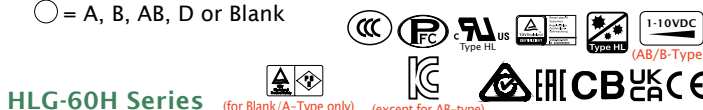
<b>INPUT</b>	ACL ACN FG
<b>OUTPUT</b> (Non-Dimming Models)	Vo- Vo+
<b>OUTPUT</b> (Dimming Models)	DIM+ DIM- Vo- Vo+
AC input voltage range	90~305VAC ; 127~431VDC
AC inrush current (max.)	Cold start, 50A at 230VAC
DC adjustment range	±10% rated output voltage (A-Type only)
Current adjustment range	60%~100% via potentiometer (A-Type only)
Over current protection	95%~108% constant current limiting, auto-recovery
Over voltage protection	109%~145% rated output voltage
Setup, rise, hold up time	500ms, 80ms, 16ms at full load and 230VAC
Withstand voltage	I/P-O/P: 3.75kVAC, I/P-FG: 2kVAC, O/P-FG:1.5kVAC
Working temperature	-40~+80°C (refer to "OUTPUT LOAD vs TEMPERATURE")
Safety standards	UL8750(type"HL"), CSA C22.2 No. 250.0-08 , independent , BS EN/AS/NZS 61347-1,BS EN/AS/NZS 61347-2-13 GB19510.1,GB19510.14,EAC TP TC 004,KC61347-1,KC61347-2-13 IP65 or IP67 approved ; (except for AB-type), J61347-1 J61347-2-13(except for B, AB and D-type), design refer to BS EN60335-1(by request)
EMC standards	BS EN55015, BS EN61000-3-2 class C, BS EN61000-3-3, BS EN61000-4-2,3,4,5,6,8,11, BS EN61547, GB17743, GB17625.1, EAC TP TC 020
Connection	Please refer to page 66
Dimension (LxWxH) (mm)	171 x 61.5 x 36.8



### HLG-40H Series

Model No.	Output	Tol.	R&N	Effi.
HLG-40H-12(A)	12V, 0~3.33A	±2.5%	150mV	86.5%
HLG-40H-15(A)	15V, 0~2.67A	±2.0%	150mV	86.5%
HLG-40H-20(A)	20V, 0~2.00A	±1.0%	150mV	88.0%
HLG-40H-24(A)	24V, 0~1.67A	±1.0%	200mV	88.0%
HLG-40H-30(A)	30V, 0~1.34A	±1.0%	200mV	88.5%
HLG-40H-36(A)	36V, 0~1.12A	±1.0%	200mV	88.5%
HLG-40H-42(A)	42V, 0~0.96A	±1.0%	200mV	88.5%
HLG-40H-48(A)	48V, 0~0.84A	±1.0%	300mV	89.5%
HLG-40H-54(A)	54V, 0~0.75A	±1.0%	300mV	89.5%

○ = A, B, AB, D or Blank



### HLG-60H Series

Model No.	Output	Tol.	R&N	Effi.
HLG-60H-15(A)	15V, 0~4.0A	±2.0%	150mV	87.5%
HLG-60H-20(A)	20V, 0~3.0A	±1.0%	150mV	89.0%

Model No.	Output	Tol.	R&N	Effi.
HLG-60H-24(A)	24V, 0~2.5A	±1.0%	150mV	89.5%
HLG-60H-30(A)	30V, 0~2.0A	±1.0%	200mV	90.0%
HLG-60H-36(A)	36V, 0~1.70A	±1.0%	200mV	90.0%
HLG-60H-42(A)	42V, 0~1.45A	±1.0%	300mV	90.0%
HLG-60H-48(A)	48V, 0~1.30A	±1.0%	300mV	90.5%
HLG-60H-54(A)	54V, 0~1.15A	±1.0%	300mV	90.5%

○ = A, B, AB, D or Blank

### ▶ Junction Box for HLG Series



- Optional junction box available for HLG-80H~480H series (A/B/Blank-Type only). Please contact MEAN WELL for details.
- "UL8750 listed" safety & IP66 approved for HLG-80H-□BL (modified from B-Type only)

# HLG series 80~120W

## Features

- Constant voltage + constant current modes
- Universal AC input (90 to 305VAC) / Full range
- High efficiency up to 93.5%
- Meet 4kV surge immunity level (IEC61000-4-5)
- Class 2 power unit / Pass LPS (except for HLG-120H)
- Type HL LED Driver for use in Class I, Division 2 hazardous location luminaires
- Suitable for dry, damp, and wet location with IP67
- Suitable for outdoor LED lighting applications
- Protections: Short circuit / Over current / Over voltage / Over temp
- 7 years warranty

• Multiple models for choice:

- Blank-Type:** IP67 rated. Cable for I/O connection (For harsh environment)
- A-Type:** IP65 rated. Io and Vo adjustable through built-in potentiometer
- B-Type:** IP67 rated. 3 in 1 dimming function (1~10Vdc, 10V PWM signal and resistance)
- AB-Type:** IP65 rated. Io adjustable and Vo (except for HLG-80H) through built-in potentiometer & 3 in 1 dimming function.
- BL-Type(option):** Junction box option for HLG-80H B-Type only, "UL8750 listed" safety & IP66 approved, contact MEAN WELL for details
- D-Type(option):** IP67 rated. Timer dimming function, contact MEAN WELL for details

INPUT	ACL ACN FG	HLG-80H	HLG-100H/HLG-120H
OUTPUT (Non-Dimming Models)	Vo- Vo+		
OUTPUT (Dimming Models)	DIM+ DIM- Vo- Vo+		
AC input voltage range		90~305VAC ; 127~431VDC	
AC inrush current (max.)		Cold start, 70A at 230VAC	Cold start, 60A at 230VAC
DC adjustment range		±10% rated output voltage (A-Type only)	
Current adjustment range		HLG-80H/100H: 60%~100% ; HLG-120H: 50%~100% via potentiometer (A-Type only)	
Over current protection		95%~108% constant current limiting, auto-recovery	
Over voltage protection		110%~140% rated output voltage	
Setup, rise, hold up time		500ms, 80ms, 16ms at full load and 230VAC	500ms, 50ms, 16ms at full load and 230VAC
Withstand voltage		I/P-O/P: 3.75kVAC, I/P-FG: 2kVAC, O/P-FG: 1.5kVAC	
Working temperature		-40~+80°C (refer to "OUTPUT LOAD vs TEMPERATURE")	
Safety standards		UL8750(type"HL"), CSA C22.2 No. 250.0-08, UL8750 LISTED for HLG-80H-□BL; independent, BS EN/AS/NZS 61347-1, BS EN/AS/NZS 61347-2-13 J61347-1, J61347-2-13 (except for B, AB and D-type), GB19510.1, GB19510.14, EAC TP TC 004, BIS IS15885 (for 36A, 54A only), IP65 or IP67, (except for AB, BL-type) approved	
EMC standards		BS EN55015, BS EN55032 class B (except for HLG-80H), BS EN61000-3-2 class C, BS EN61000-3-3, BS EN61000-4-2, 3, 4, 5, 6, 8, 11, BS EN61547, GB17743, GB17625.1, EAC TP TC 020	
Connection		Please refer to page 66	
Dimension (LxWxH) (mm)		195.6x 61.5x 38.8	220x 68x 38.8

## HLG-80H Series

Model No.	Output	Tol.	R&N	Effi.
HLG-80H-12(A)	12V, 0~5.0A	±2.5%	150mV	88.0%
HLG-80H-15(A)	15V, 0~5.0A	±2.0%	150mV	89.0%
HLG-80H-20(A)	20V, 0~4.0A	±1.0%	150mV	90.0%
HLG-80H-24(A)	24V, 0~3.4A	±1.0%	150mV	90.5%
HLG-80H-30(A)	30V, 0~2.7A	±1.0%	200mV	91.0%
HLG-80H-36(A)	36V, 0~2.3A	±1.0%	200mV	91.0%
HLG-80H-42(A)	42V, 0~1.95A	±1.0%	200mV	91.0%
HLG-80H-48(A)	48V, 0~1.7A	±1.0%	200mV	91.0%
HLG-80H-54(A)	54V, 0~1.5A	±1.0%	200mV	91.0%

○ = A, B, AB, BL, D or Blank

## HLG-100H Series

Model No.	Output	Tol.	R&N	Effi.
HLG-100H-20(A)	20V, 0~4.8A	±1%	150mV	93%
HLG-100H-24(A)	24V, 0~4.0A	±1%	150mV	93%
HLG-100H-30(A)	30V, 0~3.2A	±1%	200mV	93%

Model No.	Output	Tol.	R&N	Effi.
HLG-100H-36(A)	36V, 0~2.65A	±1%	200mV	93%
HLG-100H-42(A)	42V, 0~2.28A	±1%	200mV	93%
HLG-100H-48(A)	48V, 0~2.0A	±1%	200mV	93%
HLG-100H-54(A)	54V, 0~1.77A	±1%	200mV	93%

○ = A, B, AB, D or Blank

## HLG-120H Series

Model No.	Output	Tol.	R&N	Effi.
HLG-120H-12(A)	12V, 0~10A	±2.5%	150mV	92.0%
HLG-120H-15(A)	15V, 0~8.0A	±2.0%	150mV	92.0%
HLG-120H-20(A)	20V, 0~6.0A	±1.0%	150mV	93.0%
HLG-120H-24(A)	24V, 0~5.0A	±1.0%	150mV	93.0%
HLG-120H-30(A)	30V, 0~4.0A	±1.0%	200mV	93.0%
HLG-120H-36(A)	36V, 0~3.4A	±1.0%	200mV	93.0%
HLG-120H-42(A)	42V, 0~2.9A	±1.0%	200mV	93.0%
HLG-120H-48(A)	48V, 0~2.5A	±1.0%	200mV	93.5%
HLG-120H-54(A)	54V, 0~2.3A	±1.0%	200mV	93.5%

○ = A, B, AB, D or Blank

# HLG series 150~240W

## Features

- **Constant voltage+constant current modes**
- Universal AC input (90 to 305VAC) / Full range
- High efficiency up to 94%
- Meet 4kV surge immunity level (IEC61000-4-5)
- **Type HL LED Driver for use in Class I, Division 2 hazardous location luminaires**
- Suitable for dry, damp, and wet location **with IP67**
- Suitable for outdoor LED lighting applications
- Protections:  
Short circuit / Over current / Over voltage / Over temp.
- **7 years warranty**

- Multiple models for choice:  
**Blank-Type:** IP67 rated. Cable for I/O connection (**For harsh environment**)
- A-Type:** IP65 rated. Io and Vo adjustable through built-in potentiometer
- B-Type:** IP67 rated. 3 in 1 dimming function (1~10Vdc, 10V PWM signal and resistance)
- AB-Type:** IP65 rated. Io adjustable and Vo through built-in potentiometer & 3 in 1 dimming function.
- C-Type:** Terminal block for I/O connection (HLG-240H)
- D-Type(option):** IP67 rated. Timer dimming function, contact MEAN WELL for details
- Optional RCM models available (HLG-150H/185H/240H-A/B/Blank-Type)

	HLG-150H/185H	HLG-240H
<b>INPUT</b>	ACL ACN FG	
<b>OUTPUT (Non-Dimming Models)</b>	Vo- Vo+	
<b>OUTPUT (Dimming Models)</b>	DIM+ DIM- Vo- Vo+	
AC input voltage range	90~305VAC; 127~431VDC	
AC inrush current (max.)	Cold start, 65A at 230VAC	Cold start, 75A at 230VAC
DC adjustment range	±10% rated output voltage (A-Type only)	±6% rated output voltage (A-Type & C-Type)
Current adjustment range	HLG-150H: 60%~100% ; HLG-185H/240H: 50%~100% via potentiometer (A-Type & HLG-240H C-Type)	
Over current protection	95%~108% constant current limiting, auto-recovery	
Over voltage protection	110%~140% rated output voltage	
Setup, rise, hold up time	500ms, 50ms, 16ms	500ms, 80ms, 15ms at full load and 230VAC
Withstand voltage	I/P-O/P: 3.75kVAC, I/P-FG: 2kVAC, O/P-FG: 1.5kVAC	
Working temperature	-40~+90°C (refer to "OUTPUT LOAD vs TEMPERATURE")	
Safety standards	UL8750, BS EN/AS/NZS61347-1,-2-13(except for HLG-240H C-Type), PSE J61347-1, J61347-2-13, GB19510.14, GB19510.1, EAC TP TC 004 approved; UL1012, UL62368-1, TUV BS EN62368-1 approved for HLG-240H only; BIS ISI 5885(refer to spec for models), KC61347-1, KC61347-2-13(except for AB, C, D-type)	
EMC standards	BS EN55015, BS EN55032 class B, BS EN61000-3-2 class C, BS EN61000-3-3, BS EN61000-4-2,3,4,5,6,8,11, BS EN61547, GB17743, GB17625.1, EAC TP TC 020, KC KN15, KN61547(except for AB, Dx, D2-type)	
Connection	Please refer to page 66	
Dimension (LxWxH)(mm)	228x 68x 38.8	A/B/D/Blank-Type: 244.2x 68x 38.8 C-Type: 251x 68x 38.8

### HLG-150H Series

Model No.	Output	Tol.	R&N	Effi.
HLG-150H-12(A)	12V, 0~12.5A	±2.5%	150mV	91.5%
HLG-150H-15(A)	15V, 0~10.0A	±2.0%	150mV	92.0%
HLG-150H-20(A)	20V, 0~7.50A	±1.0%	150mV	93.0%
HLG-150H-24(A)	24V, 0~6.30A	±1.0%	150mV	93.0%
HLG-150H-30(A)	30V, 0~5.00A	±1.0%	200mV	93.5%
HLG-150H-36(A)	36V, 0~4.20A	±1.0%	200mV	93.5%
HLG-150H-42(A)	42V, 0~3.60A	±1.0%	200mV	94.0%
HLG-150H-48(A)	48V, 0~3.20A	±1.0%	200mV	94.0%
HLG-150H-54(A)	54V, 0~2.80A	±1.0%	200mV	94.0%

○ = A, B, AB, D or Blank

### HLG-185H Series

Model No.	Output	Tol.	R&N	Effi.
HLG-185H-12(A)	12V, 0~13.0A	±2.5%	150mV	91.5%
HLG-185H-15(A)	15V, 0~11.5A	±2.0%	150mV	92.0%
HLG-185H-20(A)	20V, 0~9.30A	±1.0%	150mV	93.0%
HLG-185H-24(A)	24V, 0~7.80A	±1.0%	150mV	93.5%

Model No.	Output	Tol.	R&N	Effi.
HLG-185H-30(A)	30V, 0~6.20A	±1.0%	200mV	93.5%
HLG-185H-36(A)	36V, 0~5.20A	±1.0%	200mV	93.5%
HLG-185H-42(A)	42V, 0~4.40A	±1.0%	200mV	94.0%
HLG-185H-48(A)	48V, 0~3.90A	±1.0%	200mV	94.0%
HLG-185H-54(A)	54V, 0~3.45A	±1.0%	200mV	94.0%

○ = A, B, AB, D or Blank

### HLG-240H Series

Model No.	Output	Tol.	R&N	Effi.
HLG-240H-12(A)	12V, 0~16.0A	±2.5%	150mV	90.0%
HLG-240H-15(A)	15V, 0~15.0A	±2.0%	150mV	90.0%
HLG-240H-20(A)	20V, 0~12.0A	±1.0%	150mV	91.5%
HLG-240H-24(A)	24V, 0~10.0A	±1.0%	150mV	92.5%
HLG-240H-30(A)	30V, 0~8.00A	±1.0%	200mV	92.5%
HLG-240H-36(A)	36V, 0~6.70A	±1.0%	250mV	92.5%
HLG-240H-42(A)	42V, 0~5.72A	±1.0%	250mV	92.5%
HLG-240H-48(A)	48V, 0~5.00A	±1.0%	250mV	93.0%
HLG-240H-54(A)	54V, 0~4.45A	±1.0%	350mV	93.5%

○ = A, B, AB, C, D or Blank

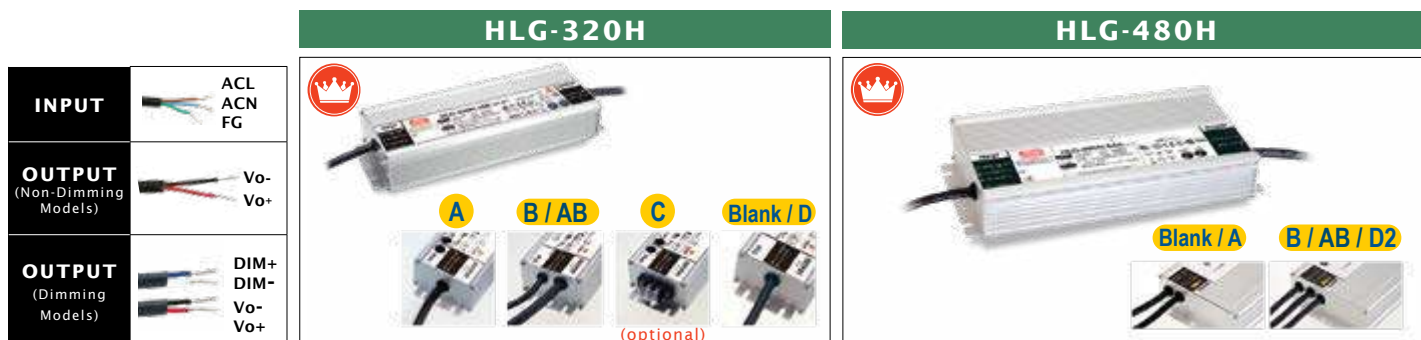


# HLG series 320~480W

## Features

- Constant voltage+constant current modes
- Universal AC input (90 to 305VAC) / Full range
- Meet 4kV surge immunity level (IEC61000-4-5)
- Type HL LED Driver for use in Class I, Division 2 hazardous location luminaires
- Suitable for outdoor LED lighting applications
- Protections:
  - Short circuit / Over current / Over voltage / Over temp.
- 7 years warranty

- Multiple models for choice:
  - Blank-Type:** IP67 rated. Cable for I/O connection (For harsh environment)
  - A-Type:** IP65 rated. Io and Vo adjustable through built-in potentiometer
  - B-Type:** IP67 rated. 3 in 1 dimming function (1~10Vdc (for HLG-320H), 0~10V (for HLG-480H) , 10V PWM signal and resistance)
  - AB-Type:** IP65 rated. Io adjustable and Vo (for HLG-480H only) through built-in potentiometer & 3 in 1 dimming function.
  - C-Type:** Terminal block for I/O connection (HLG-320H only)
  - D-Type(option):** IP67 rated. Timer dimming function, contact MEAN WELL for details (HLG-320H only)
  - D2-Type(option):** IP67 rated. Smart timer dimming function\* (HLG-480H only)



AC input voltage range	90~305VAC; 127~431VDC	
AC inrush current (max.)	Cold start, 70A at 230VAC	Cold start, 35A at 230VAC
DC adjustment range	-15%~+13.3% rated output voltage (A-Type & C-Type)	-15%~+5% rated output voltage (A-Type only)
Current adjustment range	50%~100% via potentiometer (A-Type & HLG-320H C-Type only)	
Over current protection	95%~108% constant current limiting, auto- recovery	
Over voltage protection	110%~140% rated output voltage	
Setup, rise, hold up time	500ms, 80ms, 15ms at full load and 230VAC	
Withstand voltage	I/P-O/P: 3.75kVAC, I/P-FG: 2kVAC, O/P-FG: 1.5kVAC	
Working temperature	-40~+90°C (refer to "OUTPUT LOAD vs TEMPERATURE")	
Safety standards	UL8750(type"HL"), CSA C22.2 No. 250.0-08; BS EN/AS/NZS 61347-1, BS EN/AS/NZS 61347-2-13, independent; GB19510.1, GB19510.14; IP65 or IP67 (except for HLG-320H C-type); J61347-1, J61347-2-13 (except for HLG-320H C-type), EAC TP TC 004; KC61347-1, KC61347-2-13(except for AB,C-type) approved	UL8750(type"HL"), CSA C22.2 No. 250.13-12; ENEC BS EN61347-1, BS EN61347-2-13 independent, BS EN62384; GB19510.14, GB19510.1; IP65 or IP67, EAC TP TC 004, AS/NZS IEC 61347.2.13:2013, AS/NZS 61347.1:2016; KC61347-1, J61347-1, J61347-2-13, KC61347-2-13(except for AB,Dx, D2-type) approved
EMC standards	BS EN55015, BS EN55032 for HLG-320H only, BS EN61000-3-2 class C, BS EN61000-3-3, BS EN61000-4-2,3,4,5,6,8,11,BS EN61547, GB17743, GB17625.1, EAC TP TC 020,KC KN15,KN61547(except for AB,Dx,D2-type)	
Connection	Please refer to page 66	
Dimension (LxWxH)(mm)	252x 90x 43.8	262x 125x 43.8



### HLG-320H Series

Model No.	Output	Tol.	R&N	Effi.
HLG-320H-12(A)	12V, 0~22.0A	±3.0%	150mV	91.0%
HLG-320H-15(A)	15V, 0~19.0A	±2.0%	150mV	92.5%
HLG-320H-20(A)	20V, 0~15.0A	±1.5%	150mV	93.5%
HLG-320H-24(A)	24V, 0~13.34A	±1.0%	150mV	94.0%
HLG-320H-30(A)	30V, 0~10.7A	±1.0%	200mV	94.0%
HLG-320H-36(A)	36V, 0~8.90A	±1.0%	250mV	94.5%
HLG-320H-42(A)	42V, 0~7.65A	±1.0%	250mV	95.0%
HLG-320H-48(A)	48V, 0~6.70A	±1.0%	250mV	95.0%
HLG-320H-54(A)	54V, 0~5.95A	±1.0%	350mV	95.0%



### HLG-480H Series

Model No.	Output	Tol.	R&N	Effi.
HLG-480H-24(A)	24V, 0~20A	±1.0%	200mV	94.0%
HLG-480H-30(A)	30V, 0~16A	±1.0%	200mV	94.5%
HLG-480H-36(A)	36V, 0~13.3A	±1.0%	250mV	95.0%
HLG-480H-42(A)	42V, 0~11.4A	±1.0%	250mV	95.0%
HLG-480H-48(A)	48V, 0~10A	±1.0%	250mV	94.5%
HLG-480H-54(A)	54V, 0~8.9A	±1.0%	350mV	95.0%

○ = A, B, AB, C, D or Blank

○ = A, B, AB, D2 or Blank

\*MEAN WELL Smart timer dimming primarily provides the adaptive proportion dimming profile for the output constant current level.

# HLG series 600W

## Features

- Constant voltage+constant current modes
- Universal AC input (90 to 305VAC) / Full range
- High efficiency up to 96%
- Meet 4kV surge immunity level (IEC61000-4-5)
- No load power consumption <0.5W at remote off (HLG-600H)
- Type HL LED Driver for use in Class I, Division 2 hazardous location luminaires
- LED indicator for power on (A-Type only)
- Suitable for outdoor LED lighting applications
- Protections:  
Short circuit / Over current / Over voltage / Over temperature

- Multiple models for choice:

**Blank-Type:** IP67 rated. Io and Vo fixed(For harsh environment)

**A-Type:** IP65 rated. Io and Vo adjustable through built-in potentiometer

**B-Type:** IP67 rated. 3 in 1 dimming function (0~10Vdc, 10V PWM signal and resistance)

**AB-Type:** IP65 rated. Io and Vo adjustable through built-in potentiometer & 3 in 1 dimming function.

7 years warranty



AC input voltage range	90~305VAC; 127~431VDC
AC inrush current (max.)	Cold start, 70A at 230VAC
DC adjustment range	-15%~+5% rated output voltage (A-Type only)
Current adjustment range	50%~100% via potentiometer (A-Type & HLG-320H C-Type only)
Over current protection	95%~108% constant current limiting, auto-recovery
Over voltage protection	110%~140% rated output voltage
Setup, rise, hold up time	500ms, 80ms, 15ms at full load and 230VAC
Withstand voltage	I/P-O/P: 3.75kVAC, I/P-FG: 2kVAC, O/P-FG: 1.5kVAC
Working temperature	-40~+90°C (refer to "OUTPUT LOAD vs TEMPERATURE")
Safety standards	UL60950-1, UL8750(type"HL"), CSA C22.2 No. 250.13-12, ENEC BS EN61347-1, BS EN61347-2-13 independent, BS EN62384,IP65 or IP67, J61347-1, J61347-2-13, CCC GB4943.1, EAC TP TC 004, AS/NZS 60950.1(by CB),KC61347-1, KC61347-2-13(for 24A,36A,48A,54A only) approved
EMC standards	BS EN55015, BS EN61000-3-2 Class C (@ load≥50%) ; BS EN61000-3-3, EAC TP TC 020;KC KN15, KN61547(for 24A,36A,48A,54A only);BS EN61000-4-2,3,4,5,6,8,11, BS EN61547, BS EN55024, light industry level (surge immunity Line-Earth 4KV, Line-Line 2KV)
Connection	Please refer to page 66
Dimension (LxWxH)(mm)	280x 144x 48.5

## HLG-600H Series

Model No.	Output	Tol.	R&N	Effi.
HLG-600H-12(A)	12V, 0~40A	±3.0%	150mV	92.0%
HLG-600H-15(A)	15V, 0~36A	±2.0%	150mV	93.5%
HLG-600H-20(A)	20V, 0~28A	±1.5%	150mV	94.5%
HLG-600H-24(A)	24V, 0~25A	±1.0%	150mV	95.0%
HLG-600H-30(A)	30V, 0~20A	±1.0%	200mV	95.0%



Model No.	Output	Tol.	R&N	Effi.
HLG-600H-36(A)	36V, 0~16.7A	±1.0%	250mV	95.5%
HLG-600H-42(A)	42V, 0~14.3A	±1.0%	250mV	96.0%
HLG-600H-48(A)	48V, 0~12.5A	±1.0%	250mV	96.0%
HLG-600H-54(A)	54V, 0~11.2A	±1.0%	350mV	96.0%

○ = A, B, AB

# HLG-C series 60~120W

## Features

- Constant current mode
- Universal AC input (90 to 305VAC)/ Full range
- High efficiency up to 94%
- Suitable for dry, damp, and wet location
- Suitable for outdoor LED lighting applications
- Protections: Short circuit / Over voltage / Over temperature
- 7 years warranty

· Multiple models for choice:

- A-Type:** IP65 rated. Io adjustable through built-in potentiometer
- B-Type:** IP67 rated. 3 in 1 dimming function (1~10Vdc, 10V PWM signal and resistance)
- AB-Type:** IP65 rated. Io adjustable through built-in potentiometer & 3 in 1 dimming function.
- D-Type (option):** IP67 rated. Timer dimming function, contact MEAN WELL for details



AC input voltage range	90~305VAC; 127VDC~431VDC	
AC inrush current (max.)	Cold start, 60A at 230VAC	Cold start, 50A at 230VAC
Current adjustment range	60%~100% via potentiometer (A-Type only)	50%~100% via potentiometer (A-Type only)
Short circuit protection	Hiccup mode, auto-recovery	Constant current limiting, auto-recovery
Over voltage protection	110%~140%, shut down o/p voltage, re-power on to recover	
Over temp. protection	Shut down o/p voltage, re-power on to recover	Shut down o/p voltage, auto-recovery
Setup time	500ms at full load and 230VAC	
Withstand voltage	I/P-O/P:3.75kVAC, I/P-FG:2kVAC, O/P-FG:1.5kVAC	
Working temperature	-40~+80°C (refer to "OUTPUT LOAD vs TEMPERATURE")	-40~+90°C (refer to "OUTPUT LOAD vs TEMPERATURE")
Safety standards	UL8750, GB19510.14, GB1950.1, EAC TP TC 004, BS EN/AS/NZS61347-1,-2-13, PSE J61347-1(for HLG-120H-C A-Type only), J61347-2-13(for HLG-120H-C A-Type only) approved	
EMC standards	BS EN55015, BS EN61000-3-2 class C, BS EN61000-3-3, BS EN61000-4-2,3,4,5,6,8,11, BS EN61547, GB17743, GB17625.1, EAC TP TC 020	
Connection	Please refer to page 66	
Dimension (LxWxH)(mm)	171x 61.5x 36.8	195.6x 61.5x 38.8      220x 68x 38.8

**HLG-60H-C Series (70W)**

Model No.	Output	Io Tol.	Io Ripple	Effi.
HLG-60H-C350(A)	100~200V, 350mA	±5%	5% max.	91%
HLG-60H-C700(A)	50~100V, 700mA	±5%	5% max.	90.5%

○ = A, B, AB or D

**HLG-80H-C Series (90W)**

Model No.	Output	Io Tol.	Io Ripple	Effi.
HLG-80H-C350(A)	167~257V, 350mA	±5%	8% max.	91.5%
HLG-80H-C700(A)	84~129V, 700mA	±5%	8% max.	91.5%

○ = A, B, AB or D

**HLG-120H-C Series (150W)**

Model No.	Output	Io Tol.	Io Ripple	Effi.
HLG-120H-C350(A)	215~430V, 350mA	±5%	8% max.	94%
HLG-120H-C500(A)	150~300V, 500mA	±5%	8% max.	94%
HLG-120H-C700(A)	107~215V, 700mA	±5%	8% max.	94%
HLG-120H-C1050(A)	74~148V, 1050mA	±5%	8% max.	94%
HLG-120H-C1400(A)	54~108V, 1400mA	±5%	8% max.	93.5%

○ = A, B, AB or D

# HLG-C series 185~240W

## Features

- Constant current mode
- Universal AC input (90 to 305VAC)/ Full range
- High efficiency up to 94%
- Type HL LED Driver for use in Class I, Division 2 hazardous location luminaires (HLG-240H-C)
- Suitable for dry, damp, and wet location
- Suitable for outdoor LED lighting applications
- Protections: Short circuit / Over voltage / Over temperature
- 7 years warranty

· Multiple models for choice:

**A-Type:** IP65 rated. Io adjustable through built-in potentiometer  
**B-Type:** IP67 rated. 3 in 1 dimming function (1~10Vdc, 10V PWM signal and resistance)

**AB-Type:** IP65 rated. Io adjustable through built-in potentiometer & 3 in 1 dimming function.

**D-Type (option):** IP67 rated. Timer dimming function, contact MEAN WELL for details(HLG-185H-C only)

**D2-Type (option):** IP67 rated. Smart timer dimming function\*, contact MEAN WELL for details (HLG-240H-C)

	HLG-185H-C	HLG-240H-C						
<table border="1"> <tr> <td><b>INPUT</b></td> <td>ACL ACN FG</td> </tr> <tr> <td><b>OUTPUT</b> (Non-Dimming Models)</td> <td>Vo- Vo+</td> </tr> <tr> <td><b>OUTPUT</b> (Dimming Models)</td> <td>DIM- DIM+ Vo+ Vo-</td> </tr> </table>	<b>INPUT</b>	ACL ACN FG	<b>OUTPUT</b> (Non-Dimming Models)	Vo- Vo+	<b>OUTPUT</b> (Dimming Models)	DIM- DIM+ Vo+ Vo-		
<b>INPUT</b>	ACL ACN FG							
<b>OUTPUT</b> (Non-Dimming Models)	Vo- Vo+							
<b>OUTPUT</b> (Dimming Models)	DIM- DIM+ Vo+ Vo-							

AC input voltage range	90~305VAC; 127VDC~431VDC	
AC inrush current (max.)	Cold start, 55A at 230VAC	Cold start, 75A at 230VAC
Current adjustment range	50%~100% via potentiometer (A-Type only)	
Short circuit protection	Constant current limiting, auto-recovery	
Over voltage protection	105%~120%, Shut down o/p voltage, re-power on to recover	
Setup time	500ms at full load and 230VAC	500ms at full load and 230VAC
Withstand voltage	I/P-O/P:3.75kVAC, I/P-FG:2kVAC, O/P-FG:1.5kVAC	
Working temperature	-40~+90°C (refer to "OUTPUT LOAD vs TEMPERATURE")	
Safety standards	UL8750, BS EN/AS/NZS61347-1,-2-13, BS EN62384, GB19510.1, GB19510.14, EAC TP TC 004; PSE J61347-1, J61347-2-13(HLG-185H-C A-Type only) approved	
EMC standards	BS EN55015, BS EN61000-3-2 class C, BS EN61000-3-3, BS EN61000-4-2,3,4,5,6,8,11, BS EN61547, GB17743, GB17625.1, EAC TP TC 020	
Connection	Please refer to page 66	
Dimension (LxWxH)(mm)	228x 68x 38.8	244.2x 68x 38.8



### HLG-185H-C Series (200W)



Model No.	Output	Io Tol.	Io Ripple	Effi.
HLG-185H-C500(A)	200~400V, 500mA	±5%	5% max.	94%
HLG-185H-C700(A)	143~286V, 700mA	±5%	5% max.	94%
HLG-185H-C1050(A)	95~190V, 1050mA	±5%	5% max.	94%
HLG-185H-C1400(A)	71~143V, 1400mA	±5%	5% max.	94%

○ = A, B, AB or D



### HLG-240H-C Series (250W)



Model No.	Output	Io Tol.	Io Ripple	Effi.
HLG-240H-C700(A)	178~357V, 700mA	±5%	5% max.	93.5%
HLG-240H-C1050(A)	119~238V, 1050mA	±5%	5% max.	93.5%
HLG-240H-C1400(A)	89~179V, 1400mA	±5%	5% max.	94%
HLG-240H-C1750(A)	71~143V, 1750mA	±5%	5% max.	94%
HLG-240H-C2100(A)	59~119V, 2100mA	±5%	5% max.	93.5%

○ = A, B, AB or D2

\*MEAN WELL Smart timer dimming primarily provides the adaptive proportion dimming profile for the output constant current level.

# HLG-C series 320~480W

## Features


- Constant current mode
- Universal AC input (90 to 305VAC)/ Full range
- High efficiency up to 95%
- Type HL LED Driver for use in Class I, Division 2 hazardous location luminaires
- Suitable for dry, damp, and wet location
- Suitable for outdoor LED lighting applications
- Protections: Short circuit / Over voltage / Over temperature
- Environment-adaptive driving capability (HLG-480H-C)
- 7 years warranty

- Multiple models for choice:

- A-Type:** IP65 rated. Io adjustable through built-in potentiometer
- B-Type:** IP67 rated. 3 in 1 dimming function (0~10Vdc, 10V PWM signal and resistance)
- AB-Type:** IP65 rated. Io adjustable through built-in potentiometer & 3 in 1 dimming function.
- D2-Type (option):** IP67 rated. Smart timer dimming function\*, contact MEAN WELL for details
- DA-Type (option):** IP67 rated. DALI control technology (HLG-320H-C only)



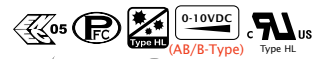
AC input voltage range	90~305VAC; 127VDC~431VDC	
AC inrush current (max.)	Cold start, 70A at 230VAC	Cold start, 35A at 230VAC
Current adjustment range	50%~100% via potentiometer (A-Type only)	
Short circuit protection	Constant current limiting, auto-recovery	
Over voltage protection	105%~120%, Shut down o/p voltage, re-power on to recover	
Setup time	500ms at full load and 230VAC	
Withstand voltage	I/P-O/P:3.75kVAC, I/P-FG:2kVAC, O/P-FG:1.5kVAC	
Working temperature	-40~+85°C (refer to "OUTPUT LOAD vs TEMPERATURE")	-40~+90°C(refer to "OUTPUT LOAD vs TEMPERATURE")
Safety standards	UL8750, AS/NZS60950.1(HLG-480-C), ENEC BS EN61347-1, BS EN61347-2-13, BS EN62384, GB19510.14, GB19510.1, EAC TP TC 004 approved	
EMC standards	BS EN55015, BS EN61000-3-2 class C, BS EN61000-3-3, BS EN61000-4-2,3,4,5,6,8,11, BS EN61547, GB17743, GB17625.1, EAC TP TC 020	
Connection	Please refer to page 66	
Dimension (LxWxH)(mm)	252x 90x 43.8	262x 125x 43.8



### HLG-320H-C Series (320W)

Model No.	Output	Io Tol.	Io Ripple	Effi.
HLG-320H-C700(A)	214~428V, 700mA	±5%	5% max.	94.0%
HLG-320H-C1050(A)	152~305V, 1050mA	±5%	5% max.	94.0%
HLG-320H-C1400(A)	114~229V, 1400mA	±5%	5% max.	94.0%
HLG-320H-C1750(A)	91~183V, 1750mA	±5%	5% max.	94.0%
HLG-320H-C2100(A)	76 ~ 152V, 2100mA	±5%	5% max.	94.0%
HLG-320H-C2800(A)	57~114V, 2800mA	±5%	5% max.	94.0%
HLG-320H-C3500(A)	46~91V, 3500mA	±5%	5% max.	94.0%

○ = A, B, AB, D2 or DA



### HLG-480H-C Series (480W)

Model No.	Output	Io Tol.	Io Ripple	Effi.
HLG-480H-C1400(A)	171~341V, 1400mA	±5%	5% max.	95.0%
HLG-480H-C1750(A)	137~274V, 1750mA	±5%	5% max.	95.0%
HLG-480H-C2100(A)	114~229V, 2100mA	±5%	5% max.	95.0%
HLG-480H-C2800(A)	85~171V, 2800mA	±5%	5% max.	95.0%
HLG-480H-C3500(A)	68~137V, 3500mA	±5%	5% max.	95.0%

○ = A, B, AB or D2

\*MEAN WELL Smart timer dimming primarily provides the adaptive proportion dimming profile for the output constant current level.

# HVG series 65~100W

## Features

- Constant voltage+constant current modes
- 180~528VAC wide input range
- Class 2 power unit / Pass LPS
- Type HL LED Driver for use in Class I, Division 2 hazardous location luminaires (HVG-100)
- Suitable for dry, damp, and wet location
- Suitable for outdoor LED lighting applications
- Protections: Short circuit / Over current / Over voltage / Over temperature
- 5 years warranty


• Multiple models for choice:

**A-Type:** IP65 rated. Io and Vo adjustable through built-in potentiometer

**B-Type:** IP67 rated. 3 in 1 dimming function (0~10Vdc, 10V PWM signal and resistance)

**AB-Type:** IP65 rated. Io and Vo(for HVG-100 only) adjustable through built-in potentiometer & 3 in 1 dimming function.

**D-Type (option):** IP67 rated. Timer dimming function, contact MEAN WELL for details



AC input voltage range	180~528VAC (single phase); 254~747VDC		
AC inrush current (max.)	Cold start, 25A at 480VAC	Cold start, 25A at 480VAC	
DC adjustment range	±10% rated output voltage (A-Type only)		
Current adjustment range	60%~100% via potentiometer (A-Type only)	55%~100% via potentiometer (A-Type only)	
Over current protection	95%~108% constant current limiting, auto-recovery		
Over voltage protection	110%~140% rated output voltage		
Setup, rise, hold up time	400ms, 80ms, 16ms at full load and 347VAC/480VAC	500ms, 80ms, 30ms at full load and 347VAC/480VAC	
Withstand voltage	I/P-O/P: 3.75kVAC, I/P-FG: 2kVAC, O/P-FG: 1.5kVAC		
Working temperature	-40~+80°C (refer to "OUTPUT LOAD vs TEMPERATURE")	-40~+90°C (refer to "OUTPUT LOAD vs TEMPERATURE")	
Safety standards	UL8750, CSA C22.2 No. 250.0-13, EAC TP TC 004 IP65 or IP67 approved		
EMC standards	BS EN55015, BS EN61000-3-2 class C, BS EN61000-3-3, BS EN61000-4-2,3,4,5,6,8,11, BS EN61547, EAC TP TC 020, FCC part 15 subpart B		
Connection	Input	UL rated, STW 18AWGx3C (30cm)	
	Output	A&D-Type	SVT 18AWGx2C (30cm)
		B/AB-Type	SVT 18AWGx2C (30cm)+UL2517 18AWGx2C (30cm)
Dimension (LxWxH)(mm)	189x 61.5x 36.8	236x 68x 38.8	

## HVG-65 Series

Model No.	Output	Tol.	R&N	Effi.
HVG-65-12Ⓐ	12V, 0~5A	±2.0%	120mV	86.5%
HVG-65-15Ⓐ	15V, 0~4.3A	±2.0%	150mV	87.5%
HVG-65-20Ⓐ	20V, 0~3.25A	±1.0%	150mV	88.5%
HVG-65-24Ⓐ	24V, 0~2.71A	±1.0%	150mV	89.0%
HVG-65-30Ⓐ	30V, 0~2.17A	±1.0%	200mV	89.0%
HVG-65-36Ⓐ	36V, 0~1.81A	±1.0%	200mV	89.5%
HVG-65-42Ⓐ	42V, 0~1.55A	±1.0%	300mV	89.5%
HVG-65-48Ⓐ	48V, 0~1.36A	±1.0%	300mV	90.0%
HVG-65-54Ⓐ	54V, 0~1.21A	±1.0%	300mV	90.0%

## HVG-100 Series

Model No.	Output	Tol.	R&N	Effi.
HVG-100-15Ⓐ	15V, 0~5A	±2.0%	150mV	89.0%
HVG-100-20Ⓐ	20V, 0~4.8A	±1.0%	150mV	90.0%
HVG-100-24Ⓐ	24V, 0~4A	±1.0%	150mV	91.0%
HVG-100-30Ⓐ	30V, 0~3.2A	±1.0%	200mV	91.0%
HVG-100-36Ⓐ	36V, 0~2.65A	±1.0%	200mV	90.5%
HVG-100-42Ⓐ	42V, 0~2.28A	±1.0%	200mV	90.5%
HVG-100-48Ⓐ	48V, 0~2A	±1.0%	200mV	91.0%
HVG-100-54Ⓐ	54V, 0~1.77A	±1.0%	200mV	91.0%

○ = A, B, AB or D


○ = A, B, AB or D

# HVG series 150~240W

## Features

- Constant voltage+constant current modes
- 180~528VAC wide input range
- Type HL LED Driver for use in Class I, Division 2 hazardous location luminaires
- Suitable for dry, damp, and wet location
- Suitable for outdoor LED lighting applications
- Protections: Short circuit / Over current / Over voltage / Over temperature
- 5 years warranty

- Multiple models for choice:
  - A-Type:** IP65 rated. Io and Vo adjustable through built-in potentiometer
  - B-Type:** IP67 rated. 3 in 1 dimming function (0~10Vdc, 10V PWM signal and resistance)
  - AB-Type:** IP65 rated. Io and Vo adjustable through built-in potentiometer & 3 in 1 dimming function.
  - D-Type (option):** IP67 rated. Timer dimming function, contact MEAN WELL for details (HVG-150 only)
  - D2-Type (option):** IP67 rated. **Smart timer dimming function\*** (HVG-240 only)



AC input voltage range	180~528VAC (single phase); 254~747VDC		
AC inrush current (max.)	Cold start, 35A at 480VAC	Cold start, 50A at 480VAC	
DC adjustment range	±10% rated output voltage (A-Type only)	±7% rated output voltage (A-Type only)	
Current adjustment range	55%~100% via potentiometer (A-Type only)	50%~100% via potentiometer (A-Type only)	
Over current protection	95%~108% constant current limiting, auto-recovery		
Over voltage protection	110%~140% rated output voltage		
Over temperature protection	Shut down and latch off o/p voltage, re-power on to recover		
Setup, rise, hold up time	500ms, 80ms, 18ms at full load and 347VAC/480VAC	500ms, 150ms, 12ms at full load and 347VAC/480VAC	
Withstand voltage	I/P-O/P: 3.75kVAC, I/P-FG: 2kVAC, O/P-FG: 1.5kVAC		
Working temperature	-40~+85°C (refer to "OUTPUT LOAD vs TEMPERATURE")	-40~+90°C (refer to "OUTPUT LOAD vs TEMPERATURE")	
Safety standards	UL8750, CSA C22.2 No. 250.0-08, EAC TP TC 004		
EMC standards	BS EN55015, BS EN61000-3-2 class C, EAC TP TC 020, BS EN61000-3-3, BS EN61000-4-2,3,4,5,6,8,11, BS EN61547, FCC part 15 subpart B	FCC Part 15 subpart B, EAC TP TC 020, BS EN61000-4-2,3,4,5,6,8,11, BS EN61547	
Connection	Input	UL rated, STW 18AWGx3C (30cm)	
	Output	A&D-Type	SJTW 14AWGx2C (30cm)
		B/AB-Type	SJTW 14AWGx2C (30cm)+ UL2517 18AWGx2C (30cm)
Dimension (LxWxH)(mm)	245x 68x 38.8	254.2x 68x 38.8	

## HVG-150 Series



Model No.	Output	Tol.	R&N	Effi.
HVG-150-12(A)	12V, 0~10A	±2.5%	150mV	87.0%
HVG-150-15(A)	15V, 0~10A	±2.0%	150mV	89.0%
HVG-150-20(A)	20V, 0~7.5A	±1.0%	150mV	90.5%
HVG-150-24(A)	24V, 0~6.25A	±1.0%	150mV	91.0%
HVG-150-30(A)	30V, 0~5A	±1.0%	200mV	91.0%
HVG-150-36(A)	36V, 0~4.17A	±1.0%	200mV	91.0%
HVG-150-42(A)	42V, 0~3.58A	±1.0%	200mV	91.0%
HVG-150-48(A)	48V, 0~3.13A	±1.0%	200mV	91.5%
HVG-150-54(A)	54V, 0~2.78A	±1.0%	200mV	91.5%

## HVG-240 Series



Model No.	Output	Tol.	R&N	Effi.
HVG-240-24(A)	24V, 0~10A	±1%	150mV	92.5%
HVG-240-30(A)	30V, 0~8A	±1%	200mV	92.5%
HVG-240-36(A)	36V, 0~6.7A	±1%	250mV	93%
HVG-240-42(A)	42V, 0~5.7A	±1%	250mV	93%
HVG-240-48(A)	48V, 0~5A	±1%	250mV	92.5%
HVG-240-54(A)	54V, 0~4.5A	±1%	350mV	93%

○ = A, B, AB or D

○ = A, B, AB or D2

\*MEAN WELL Smart timer dimming primarily provides the adaptive proportion dimming profile for the output constant current level.

# HVG series 320~480W

## Features

- Constant voltage+constant current modes
- 180~528VAC wide input range
- Type HL LED Driver for use in Class I, Division 2 hazardous location luminaires
- Suitable for dry, damp, and wet location
- Suitable for outdoor LED lighting applications
- Protections: Short circuit / Over current / Over voltage / Over temperature
- 5 years warranty

• Multiple models for choice:

**A-Type:** IP65 rated. Io and Vo adjustable through built-in potentiometer

**B-Type:** IP67 rated. 3 in 1 dimming function (0~10Vdc, 10V PWM signal and resistance)

**AB-Type:** IP65 rated. Io and Vo adjustable through built-in potentiometer & 3 in 1 dimming function.

**D2-Type (option):** IP67 rated. **Smart timer dimming function\***, contact MEAN WELL for details



AC input voltage range	180~528VAC ; 254~747VDC		
AC inrush current (max.)	Cold start 50A at 480VAC	Cold start 40A at 480VAC	
DC adjustment range	-10%~+8% rated output voltage (A-Type only)	-15%~+5% rated output voltage	
Current adjustment range	50%~100% via potentiometer (A-Type only)		
Over current protection	95%~108% constant current limiting, auto-recovery		
Over voltage protection	110%~140% shut down o/p voltage, re-power on to recover	108%~125%	
Over temperature protection	Shut down and latch off o/p voltage, re-power on to recover		
Setup, rise, hold up time	500ms, 150ms, 15ms at full load and 347VAC/480VAC	500ms, 100ms, 16ms at full load and 347VAC/480VAC	
Withstand voltage	I/P-O/P: 3.75KVAC, I/P-FG:2KVAC, O/P-FG:1.5KVAC		
Working temperature	-40~+85°C (refer to "OUTPUT LOAD vs TEMPERATURE")		
Safety standards	UL8750, CSA C22.2 No. 250.13-12, EAC TP TC 004		
EMC standards	FCC Part 15 Subpart B, EAC TP TC 020, BS EN61000-4-2,3,4,5,6,8,11, BS EN61547	FCC Part 15 Subpart B, EAC TP TC 020	
Connection	Input	UL rated, STW 18AWGx3C (30cm)	
	Output	A-Type	SJTW 14AWGx2C (30cm)
		B/AB/D2-Type	SJTW 14AWGx2C (30cm) + UL2517 22AWGx2C (30cm)
Dimension (LxWxH)(mm)	262x 90x 43.8	262x 125x 43.8	

### HVG-320 Series

Model No.	Output	Tol.	R&N	Effi.
HVG-320-24(A)	24V, 0~13.4A	±1%	150mV	92.5%
HVG-320-30(A)	30V, 0~10.7A	±1%	200mV	93.0%
HVG-320-36(A)	36V, 0~8.9A	±1%	250mV	93.5%
HVG-320-42(A)	42V, 0~7.6A	±1%	250mV	93.5%
HVG-320-48(A)	48V, 0~6.7A	±1%	250mV	94.0%
HVG-320-54(A)	54V, 0~6A	±1%	350mV	94.0%

○ = A, B, AB or D2

### HVG-480 Series

Model No.	Output	Tol.	R&N	Effi.
HVG-480-24(A)	24V, 0~20A	±1%	200mV	94.0%
HVG-480-30(A)	30V, 0~16A	±1%	200mV	94.0%
HVG-480-36(A)	36V, 0~13.3A	±1%	250mV	94.5%
HVG-480-42(A)	42V, 0~11.4A	±1%	250mV	95.0%
HVG-480-48(A)	48V, 0~10A	±1%	250mV	95.0%
HVG-480-54(A)	54V, 0~8.9A	±1%	350mV	95.0%

○ = A, B, AB or D2

\*MEAN WELL Smart timer dimming primarily provides the adaptive proportion dimming profile for the output constant current level.



# HVGC series 65~150W

## Features

- Constant current mode
- 180~528VAC wide input range
- High efficiency up to 91%
- Type HL LED Driver for use in Class I, Division 2 hazardous location luminaires (HVGC-150)
- Suitable for dry, damp, and wet location
- Suitable for outdoor LED lighting applications
- Protections: Short circuit / Over voltage / Over temperature
- 5 years warranty

• Multiple models for choice:

**A-Type:** IP65 rated. Io adjustable through built-in potentiometer  
**B-Type:** IP67 rated. 3 in 1 dimming function (0~10Vdc, 10V PWM signal and resistance)

**AB-Type:** IP65 rated. Io adjustable through built-in potentiometer & 3 in 1 dimming function.

**D-Type (option):** IP67 rated. Timer dimming function, contact MEAN WELL for details

		HVGC-65	HVGC-100	HVGC-150
<b>INPUT</b>				
<b>OUTPUT (Non-Dimming Models)</b>				
<b>OUTPUT (Dimming Models)</b>				
AC input voltage range	180~528VAC (single phase); 254~747VDC			
AC inrush current (max.)	Cold start, 25A at 480VAC		Cold start, 35A at 480VAC	
Current adjustment range	60%~100% via potentiometer (A-Type only)			
Over voltage protection	105%~115% rated output voltage			
Setup time	400ms at 347VAC/480VAC	500ms at 347VAC/480VAC	400ms at 347VAC/480VAC	
Withstand voltage	I/P-O/P: 3.75kVAC, I/P-FG: 2kVAC, O/P-FG: 1.5kVAC			
Working temperature	-40~+80°C (refer to "OUTPUT LOAD vs TEMPERATURE")			
Safety standards	UL8750 (for HVGC-65/100), UL8750(type"HL" fro HVGC-150)CSA C22.2 No. 250.0-08, TUV BS EN61347-1, BS EN61347-2-13, BS EN62384, independent (for HVGC-65),EAC TP TC 004, IP65 or IP67 approved;design refer to UL60950-1 (for HVGC-100)			
EMC standards	BS EN55015, BS EN61000-3-2 class C, BS EN61000-3-3, BS EN61000-4-2,3,4,5,6,8,11, BS EN61547,FCC part 15 subpart B, EAC TP TC 020			
Connection	Input	UL rated, STW 18AWGx3C (30cm)		
	Output	A&D-Type	SJTW 18AWGx2C (30cm)	STW 18AWGx2C (30cm)
		B/AB Type	SJTW 18AWGx2C (30cm)+UL2517 18AWGx2C (30cm)	STW 18AWGx2C (30cm)+UL2517 18AWGx2C (30cm)
Dimension (LxWxH)(mm)	189x 61.5x 36.8	236x 68x 38.8	245x 68x 38.8	

## HVGC-65 Series



Model No.	Output	Io Tol.	Io Ripple	Effi.
HVGC-65-350(A)	18~186V, 350mA	±5%	5% max.	90.0%
HVGC-65-500(A)	13~130V, 500mA	±5%	5% max.	90.5%
HVGC-65-700(A)	9~93V, 700mA	±5%	5% max.	90.5%
HVGC-65-1050(A)	6~62V, 1050mA	±5%	5% max.	90.0%

○ = A, B, AB or D

## HVGC-100 Series



Model No.	Output	Io Tol.	Io Ripple	Effi.
HVGC-100-350(A)	29~285V, 350mA	±5%	5% max.	91%
HVGC-100-700(A)	15~142V, 700mA	±5%	5% max.	91%

○ = A, B, AB or D

## HVGC-150 Series



Model No.	Output	Io Tol.	Io Ripple	Effi.
HVGC-150-350(A)	42~428V, 350mA	±5%	5% max.	91%
HVGC-150-500(A)	30~300V, 500mA	±5%	5% max.	91%
HVGC-150-700(A)	21~215V, 700mA	±5%	5% max.	91%
HVGC-150-1050(A)	15~143V, 1050mA	±5%	5% max.	90%
HVGC-150-1400(A)	12~107V, 1400mA	±5%	5% max.	90%

○ = A, B, AB or D

# HVGC series 240~320W

## Features

- Constant current mode
- 180~528VAC wide input range
- High efficiency up to 93.5%
- Type HL LED Driver for use in Class I, Division 2 hazardous location luminaires
- Suitable for dry, damp, and wet location
- Suitable for outdoor LED lighting applications
- Protections: Short circuit / Over voltage / Over temperature
- 5 years warranty

- Multiple models for choice:
  - A-Type:** IP65 rated. Io adjustable through built-in potentiometer
  - B-Type:** IP67 rated. 3 in 1 dimming function (0~10Vdc, 10V PWM signal and resistance)
  - AB-Type:** IP65 rated. Io adjustable through built-in potentiometer & 3 in 1 dimming function.
  - D2-Type (option):** IP67 rated. **Smart timer dimming function\***, contact MEAN WELL for details



AC input voltage range		180~528VAC ; 254~747VDC	
AC inrush current (max.)		Cold start, 50A at 480VAC	
Current adjustment range		50%~100% via potentiometer (A-Type only)	
Over voltage protection		105%~110% shut down o/p voltage, re-power on to recover	
Setup time		500ms at 347VAC/480VAC	
Withstand voltage		I/P-O/P:3.75KVAC, I/P-FG:2KVAC, O/P-FG:1.5KVAC	
Working temperature		-40~+90°C (refer to "OUTPUT LOAD vs TEMPERATURE")	
Safety standards		UL8750 (type"HL"), EAC TP TC 004 approved, IEC/BS EN61347-1,IEC/BS EN61347-2-13	
EMC standards		FCC Part 15 subpart B, BS EN55015, BS EN61000-3-2(@load≥50%), BS EN61000-3-3, BS EN61000-4-2,3,4,5,6,8,11, BS EN61547, EAC TP TC 020	
Connection	Input	UL rated, STW 18AWGx3C (30cm)	
	Output	A-Type	STW 18AWGx2C (30cm)      SJTW 14AWGx2C (30cm)
		B/AB/D2-Type	STW 18AWGx2C (30cm) + UL2517 22AWGx2C (30cm)      SJTW 14AWGx2C (30cm) + UL2517 22AWGx2C (30cm)
Dimension (LxWxH)(mm)		254.2x 68x 38.8      262x 90x 43.8	

**HVGC-240 Series**

Model No.	Output	Io Tol.	Io Ripple	Effi.
HVGC-240-700(A)	171.4~342.8V, 700mA	±5%	5% max.	93.5%
HVGC-240-1050(A)	114.3~228.6V, 1050mA	±5%	5% max.	93.0%
HVGC-240-1400(A)	85.7~171.4V, 1400mA	±5%	5% max.	93.0%
HVGC-240-1750(A)	68.5~137.1V, 1750mA	±5%	5% max.	93.0%
HVGC-240-2100(A)	57.2~114.3V, 2100mA	±5%	5% max.	92.5%
HVGC-240-2800(A)	42.9~85.7V, 2800mA	±5%	5% max.	92.5%
HVGC-240-3500(A)	34.3~68.6V, 3500mA	±5%	5% max.	92.5%

**HVGC-320 Series**

Model No.	Output	Io Tol.	Io Ripple	Effi.
HVGC-320-700(A)	214~428V,700mA	±5%	5% max.	93.5%
HVGC-320-1050(A)	152.4~304.8V,1050mA	±5%	5% max.	93.5%
HVGC-320-1400(A)	114.3~228.6V,1400mA	±5%	5% max.	93.5%
HVGC-320-1750(A)	91.4~182.8V,1750mA	±5%	5% max.	93.5%
HVGC-320-2100(A)	76.2~152.4V,2100mA	±5%	5% max.	93.5%
HVGC-320-2800(A)	57~114.3V,2800mA	±5%	5% max.	93.5%
HVGC-320-3500(A)	45.7~91.4V,3500mA	±5%	5% max.	93%

○ = A, B, AB or D2

○ = A, B, AB or D2

\*MEAN WELL Smart timer dimming primarily provides the adaptive proportion dimming profile for the output constant current level.

# HVGC series 480~650W

## Features

- Constant power mode
- 180~528VAC wide input range
- High efficiency up to 95.5%
- Type HL LED Driver for use in Class I, Division 2 hazardous location luminaires
- Suitable for dry, damp, and wet location
- Suitable for outdoor LED lighting applications
- Protections: Short circuit / Over voltage / Over temperature
- With auxiliary DC output power (optional for HVGC-650)
- 5 years warranty

• Multiple models for choice:

**Blank-Type(option):** IP67 rated. Io and Vo fixed. (For harsh environment) (HVGC-480 only)

**AB-Type:** IP67 rated. Standard constant power output with 3 in 1 dimming function (0~10Vdc, 10V PWM signal and resistance) and built-in potentiometer

**D2-Type (option):** IP67 rated. Built-in Smart timer dimming and programmable function

**DA-Type (option):** IP67 rated. DALI control technology (HVGC-650 only)

**ADA-Type(option):** IP65 rated. DALI control technology with Io adjustable via build-in Potentiometer (HVGC-480 only)



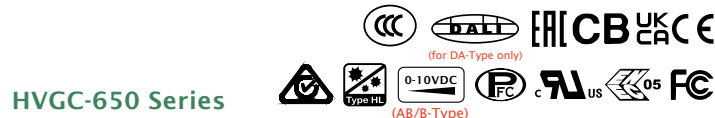
AC input voltage range	180~528VAC ; 254~747VDC	
AC inrush current (max.)	Cold start, 40A at 480VAC	
Current adjustment range	50%~100% via potentiometer (A-Type only)	
Over voltage protection	105%~110% shut down o/p voltage, re-power on to recover	
Setup time	500ms at 347VAC/480VAC	
Withstand voltage	I/P-O/P:3.75KVAC I/P-FG:2KVAC O/P-FG:1.5KVAC	I/P-O/P:4.2KVAC I/P-FG:2.1KVAC O/P-FG:1.5KVAC
Working temperature (Tcase)	-40~+90°C (refer to "OUTPUT LOAD vs TEMPERATURE")	
Safety standards	UL8750, CSA C22.2 No. 250.13-12, IP65 or IP67, EAC TP TC 004 approved	
EMC standards	FCC Part 15 subpart B, BS EN61000-4-2,3,4,5,6,8,11, BS EN61547, EAC TP TC 020	
Connection	Please refer to page 66	
Dimension (LxWxH)(mm)	262x 125x 43.8	280x 144x 48.5



### HVGC-480 Series

Model No.	Output	Io Tol.	Io Ripple	Effi.
HVGC-480-L- <input type="checkbox"/> AB	137~343V, 1400~1750mA	±5%	5% max.	94.5%
HVGC-480-M- <input type="checkbox"/> AB	92~228.5V, 2100~2625mA	±5%	5% max.	94.5%
HVGC-480-H- <input type="checkbox"/> AB	68~171.5V, 2800~3500mA	±5%	5% max.	94.5%

= AB, blank, D2 or ADA



### HVGC-650 Series

Model No.	Output	Io Tol.	Io Ripple	Effi.
HVGC-650- <input type="checkbox"/> L- <input type="checkbox"/> AB	93~232V, 2800~3500mA	±5%	5% max.	95%
HVGC-650- <input type="checkbox"/> M- <input type="checkbox"/> AB	62~155V, 4200~5250mA	±5%	5% max.	95%
HVGC-650- <input type="checkbox"/> H- <input type="checkbox"/> AB	47~116V, 5600~7000mA	±5%	5% max.	95%
HVGC-650- <input type="checkbox"/> U- <input type="checkbox"/> AB	24~58V, 11200~14000mA	±5%	5% max.	95.5%

= Blank, A ;

Blank: without auxiliary function, A: with auxiliary DC output power = AB, D2 or DA

\*MEAN WELL Smart timer dimming primarily provides the adaptive proportion dimming profile for the output constant current level.

# HVGC&FDL series

## Features(HVGC)

- Constant power mode output
- Wide input range 180~528VAC with active PFC
- Metal housing with Class I design
- Surge protection with 8KV/4KV
- Suitable for outdoor LED lighting applications
- Auxiliary DC output available
- 5 years warranty

- Protections: Short circuit / Over voltage / Over temperature
- Multiple models for choice:
  - AB-Type:** IP67 rated. Standard constant power output with 3 in 1 dimming function (0~10Vdc, 10V PWM signal and resistance) and built-in potentiometer
  - D2-Type (option):** IP67 rated. Built-in Smart timer dimming and programmable function
  - DA-Type (option):** IP67 rated. DALI-2 control technology with I<sub>o</sub> adjustable via build-in Potentiometer



AC input voltage range	180~528VAC; 254~747VDC	180~295VAC
AC inrush current (max.)	Cold start 40A at 480VAC	Cold start 11A at 230VAC
Current adjustment range	50%~100% via potentiometer (AB-Type only)	/
Over voltage protection	105%~110% shut down o/p voltage, re-power on to recover	46~56V for FDL-65-1550, 40-48V for FDL-65-1800, shut down o/p voltage, re-power on to recover
Setup time	500ms/230VAC, 347VAC, 480VAC	50ms/230VAC
Withstand voltage	I/P-O/P:4.2KVAC I/P-FG:2.1KVAC O/P-FG:1.5KVAC	I/P-O/P:3.75KVAC, I/P-FG:2KVAC, O/P-FG:1.5KVAC
Working temperature (Tcase)	-40~+90°C (refer to "OUTPUT LOAD vs TEMPERATURE")	
Safety standards	UL8750 (type"HL"), CSA C22.2 No. 250.13-14, ENEC BS EN61347-1, BS EN61347-2-13 independent, BS EN62384, CCC GB19510.1,GB19510.14; EAC TP TC 004, IP67 approved EAC TP TC 004,IP67, BS EN62386(DA type only)	LVD BS EN61347-1,BS EN61347-2-13 Independent, GB19510.1,GB19510.14,EAC TP TC 004, IP65 approved
EMC standards	FCC Part 15 class B,BS EN55015, BS EN61000-3-2 Class C (@ load≥50%); BS EN61000-3-3, BS EN61000-4-2,3,4,5,6,8,11, EAC TP TC 020, BS EN61547, CCC GB/T17743 and GB17625	Compliance to BS EN55015, BS EN61000-3-2 Class C (load≥60%); BS EN61000-3-3,GB17743,GB17625.1, EAC TP TC 020, BS EN61000-4-2,3,4,5,6,8,11;BS EN61547
Connection	Input	Please refer to page 66
	Output	
Dimension (LxWxH)(mm)	310x 144x 48.5	H05RN 1.0mm <sup>2</sup> *2C H05RN 1.0mm <sup>2</sup> *2C 151x 53x 31.5

## HVGC-1000 Series



Model No.	Output	I <sub>o</sub> Tol.	I <sub>o</sub> Ripple	Effi.
HVGC-1000A-L- <input type="checkbox"/> AB	150~380V,1320~3280mA	±5%	3% max.	95.5%
HVGC-1000A-M- <input type="checkbox"/> AB	95~240V,2100~5250mA	±5%	3% max.	96%
HVGC-1000A-H- <input type="checkbox"/> AB	70~180V,2800~7000mA	±5%	3% max.	96%

## FDL-65 Series



Model No.	Output	I <sub>o</sub>	Tol.	Effi.
FDL-65-1550	25.2~42V	770~1550mA	±5%	90%
FDL-65-1800	21.6~36V	900~1800mA	±5%	90%

= AB, D2 or DA

\*MEAN WELL Smart timer dimming primarily provides the adaptive proportion dimming profile for the output constant current level.

# Globally Certified Cable Adoption for HLG/HVGC

## HLG-40H/60H/80H/100H/120H Series

Connection	Input	SJOW 17AWG & H05RN-F 1.0mm <sup>2</sup> x3C (30cm)
	Output	A/D/Blank-Type: SJOW 17AWG & H05RN-F 1.0 mm <sup>2</sup> x2C (30cm); B/AB-Type: SJOW 17AWG & H05RN-F 1.0 mm <sup>2</sup> x2C (30cm) + SJOW 17AWG & H05RN-F 1.0mm <sup>2</sup> x2C (30cm)

## HLG-150H/185H/240H Series

Connection	Input	SJOW 17AWG & H05RN-F 1.0mm <sup>2</sup> x3C (30cm); Terminal block for HLG-240H C-Type
	Output	<ul style="list-style-type: none"> <li>▪ A/D/Blank-Type: SJOW 14AWGx2C (30cm) for 150H-12V, 185H-12~15V, 240H-12V~20V; SJOW 17AWG &amp; H05RN-F1.0mm<sup>2</sup>x2C (30cm) for others</li> <li>▪ B/AB-Type: SJOW 14AWGx2C (30cm) + SJOW 17AWG &amp; H05RN-F1.0mm<sup>2</sup>x2C (30cm) for 150H 12V, 185H-12~15V, 240H-12V~20V; SJOW 17AWG &amp; H05RN-F1.0mm<sup>2</sup>x2C (30cm) + SJOW 17AWG&amp; H05RN-F1.0mm<sup>2</sup>x2C (30cm) for others</li> <li>▪ C-Type: Terminal block for HLG-240H C-Type</li> </ul>

## HLG-320H Series

Connection	Input	<ul style="list-style-type: none"> <li>▪ A/B/D/Blank-Type: SJOW 17AWG &amp; H05RN-F 1.0mm<sup>2</sup> x3C (30cm)</li> <li>▪ C-Type: Terminal block</li> </ul>
	Output	<ul style="list-style-type: none"> <li>▪ A/D/Blank-Type: SJOW 14AWGx2C (30cm) for 12V~30V ; SJOW 17AWG &amp; H05RN-F1.0mm<sup>2</sup>x2C (30cm) for others</li> <li>▪ B/AB-Type: SJOW 14AWGx2C (30cm) + SJOW 17AWG &amp; H05RN-F1.0mm<sup>2</sup>x2C (30cm) for 12V~30V; SJOW 17AWG &amp; H05RN-F1.0mm<sup>2</sup>x2C (30cm) + SJOW 17AWG &amp; H05RN-F1.0mm<sup>2</sup>x2C (30cm) for others</li> <li>▪ C-Type: Terminal block</li> </ul>

## HLG-480H Series

Connection	Input	A/B/D2/Blank-Type: SJOW 17AWGx3C & H05RN-F 3G 1.0mm <sup>2</sup>
	Output	<ul style="list-style-type: none"> <li>▪ A/Blank-Type: SJOW 17AWGx2C &amp; H05RN-F1.0mm<sup>2</sup> (30cm) + SJOW 17AWGx2C &amp; H05RN-F2x1.0mm<sup>2</sup> (30cm) for 24~42V; SJOW 17AWGx2C &amp; H05RN-F1.0mm<sup>2</sup> (30cm) for others</li> <li>▪ B/AB/D2-Type: SJOW 17AWGx2C &amp; H05RN-F1.0mm<sup>2</sup> (30cm) + SJOW 17AWGx2C &amp; H05RN-F2x1.0mm<sup>2</sup> (30cm) + SJOW 17AWGx2C &amp; H05RN-F1.0mm<sup>2</sup> (33cm) for 24V~42V SJOW 17AWGx2C &amp; H05RN-F1.0mm<sup>2</sup> (30cm) + SJOW 17AWGx2C &amp; H05RN-F2x1.0mm<sup>2</sup> (33cm) for others</li> </ul>

## HLG-600H Series

Connection	Input	SJTW 17AWGx3C (30cm)
	Output	A-Type: SJTW 14AWGx2C (30cm) + SJTW 14AWGx2C (30cm) + UL2517 22AWGx3C(30cm) B/AB-Type: SJTW 14AWGx2C (30cm) + SJTW 14AWGx2C (30cm) + UL2517 22AWGx3C(30cm) + UL2517 18AWGx2C (30cm)

## HLG-60H/80H/120H-C Series

		HLG-60H/80H-C	HLG-120H-C
Connection	Input	SJOW 17AWG & H05RN-F 1.0mm <sup>2</sup> x3C(30cm)	
	Output	A&D-Type: SJOW 17AWG & H05RN-F 1.0mm <sup>2</sup> x2C(30cm) B/AB-Type: SJOW 17AWG & H05RN-F 1.0mm <sup>2</sup> x2C(30cm)	A&D-Type: SOOW 17AWG & H07RN-F 1.0mm <sup>2</sup> (30cm) for HLG-120H-C350; SJOW 17AWG & H05RN-F 1.0mm <sup>2</sup> (30cm) for others B/AB-Type: SJOW 17AWG & H05RN-F 1.0mm <sup>2</sup> x2C(30cm) + SOOW 17AWG & H07RN-F 1.0mm <sup>2</sup> (30cm) for HLG-120H-C350; SJOW 17AWG & H07RN-F 1.0mm <sup>2</sup> x2C (30cm) + SJOW 17AWG & H05RN-F 1.0mm <sup>2</sup> x2C (30cm) for others

## HLG-185H/240H-C Series

		HLG-185H-C	HLG-240H-C
Connection	Input	SJOW 17AWG & H05RN-F1.0mm <sup>2</sup> x3C (30cm)	
	Output	★A/D-Type: SJOW 17AWG & H05RN-F1.0mm <sup>2</sup> x2C (30cm) ★B/AB-Type: SJOW 17AWG & H05RN-F1.0mm <sup>2</sup> x2C (30cm)+ SJOW 17AWG & H05RN-F1.0mm <sup>2</sup> x2C (30cm)	A-Type: SJOW 17AWG & H05RN-F1.0mm <sup>2</sup> x2C (30cm) B/AB/D2-Type: SJOW 17AWG & H05RN-F1.0mm <sup>2</sup> x2C (30cm)+ SJOW 17AWG & H05RN-F1.0mm <sup>2</sup> x2C (30cm)

★ For the output cable of HLG-185H-C500 & C700 and HLG-240H-C700, please refer to the specification.

## HLG-320H/480H-C Series

		HLG-320H-C	HLG-480H-C
Connection	Input	SJOW 17AWG & H05RN-F1.0mm <sup>2</sup> x3C (30cm)	
	Output	★ A-Type: SJOW17AWG & H05RN-F1.0mm <sup>2</sup> x2C (30cm) ★ B/AB/DA/D2-Type: SJOW17AWG & H05RN-F1.0mm <sup>2</sup> x2C (30cm)+ SJOW17AWG & H05RN-F1.0mm <sup>2</sup> x2C (30cm)	A-Type: SOOW17AWG & H07RN-F 2x1.0mm <sup>2</sup> (30cm) B/AB/D2-Type: SOOW17AWG & H07RN-F 2x1.0mm <sup>2</sup> (30cm)+ SOOW17AWG & H07RN-F2x1.0mm <sup>2</sup> (30cm)

★ For the output cable of HLG-320H-C700 & C1050 and HLG-480H-C1400 & C1750, please refer to the specification.

## HVGC-480 Series

Connection	Input	AB-Type: SOOW 17AWGx3C & H07RN-F 3x1.0mm <sup>2</sup> (30cm)
	Output	AB/D2/DA-Type: SOOW 17AWGx2C & H07RN-F 2x 1.0mm <sup>2</sup> (30cm)+SJOW 17AWGx2C & H07RN-F 2x1.0mm <sup>2</sup> (30cm) Blank-Type: SOOW 17AWGx2C & H07RN-F 2x 1.0mm <sup>2</sup> (30cm)

## HVGC-650/1000 Series

		HVGC-650	HVGC-1000
Connection	Input	SOOW 17AWGx3C & H07RN-F 2x1.0mm <sup>2</sup> (30cm)	
	Output	SOOW 17AWGx4C & H05RN-F 2x1.0mm <sup>2</sup> (30cm)	
	DIM	SOOW 17AWGx2C & H05RN-F 2x1.0mm <sup>2</sup> (30cm)	
	AUX	SOOW 17AWGx2C & H05RN-F 2x1.0mm <sup>2</sup> (30cm)	

# Circular Metal Case

with PFC+Cable

68 XBG Series (100~240W)

69 HBG Series (60~240W)

71 HBGC Series (300W)

Non PFC

72 ERP Series (200~350W)

72 ERPF Series (400W)



**Luxtronik**  
CERTIFIED PARTNER

The common application of bay lighting and flood light are in warehouses and stadiums. As conventional bay lights are operated with mercury bulbs or MHL multi-metal bulbs, concerns about power consumption and pre-heating before turn-on. To tackle such application in the market, MEAN WELL specifically develops circular shape patent design LED driver, HBG-60/100/160/200/240 and 300W series. In addition, 0-10V or DALI dimming functions are provided for smart lighting control. Other outdoor power supplies such as XLG/ELG(C)/HLG(C)/HVG(C) series can also be used in the bay light and flood light fixtures. MEAN WELL is not only the leader in (UFO) bay lighting design, but makes LED bay lighting utilization much more convenient.

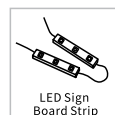
The new highlight of this year is the new XBG-100/160/240 series (100/160/240W), which adopts the constant power mode design, offering more flexibility for pairing with various luminaires.

## Application

### XBG/HBG Series



### ERP Series



# XBG series 100~240W

## Features

- Full power output at 70~100% constant power mode operation
  - Wide input range 90 ~ 305VAC with active PFC function
  - Circular metal housing design with IP67
  - AC input cable with connector type for flexible installation
  - Protections: Short circuit / Over voltage / Over temp.
  - Isolation design between output and dimming circuit
  - 5 years warranty
- Multiple models for choice
- A-Type:** IP67 rated. constant power adjustable via built-in potentiometer
- AB-Type:** IP67 rated. constant power adjustable via built-in potentiometer & 3 in 1 dimming function (0~10Vdc, 10V PWM signal and resistor)

		XBG-100	XBG-160	XBG-240
<b>INPUT</b> (AC with connector)				
<b>INPUT</b> (Fixed cable)	ACL ACN FG			
<b>OUTPUT</b> (Non-Dimming Models)	Vo- Vo+			
<b>OUTPUT</b> (Dimming Models)	DIM+ DIM- Vo- Vo+			
AC input voltage range	90~305VAC			
AC inrush current (max.)	Cold start, 50A at 230VAC		Cold start, 75A at 230VAC	
Setup time	500ms/230VAC, 1200ms/115VAC	500ms/230VAC, 2000ms/115VAC	500ms/230VAC, 1200ms/115VAC	
Withstand voltage	I/P-O/P: 3.75kVAC, I/P-FG: 2kVAC, O/P-FG: 1.5kVAC			
Working temperature	-40~+90°C (refer to "OUTPUT LOAD vs TEMPERATURE")			
Safety standards	UL8750(type"HL"), CSA C22.2 No. 250.13-12; ENEC BS EN61347-1, BS EN61347-2-13 independent, BS EN62384; GB19510.1, GB19510.14; IP67 approved			
EMC standards	UL8750(type"HL"), CSA C22.2 No. 250.13-12; ENEC BS EN61347-1, BS EN61347-2-13 independent, BS EN62384; IS15885(Part2/Sec13); GB19510.1, GB19510.14, IP67; EAC TP TC 004 approved			
Connection	Input	SJOW 17AWGx3C & H05RN-F 3x 1.0mm <sup>2</sup> (30cm)		
	Output	A & A-C Type: SJTW 18AWGx2C (20cm) AB & AB-C Type: SJTW 18AWGx2C (20cm) +UL2517 22AWGx2C (30cm)		
Dimension (DxH)(mm)	φ130x 56	φ151.5x 60	φ191x 63	

### XBG-100 Series



Model No.	Output	Io Tol.	Io Ripple	Effi.
XBG-100-□-○	27~56V, 875~2780mA	±5%	3.0% (max)	92%

### XBG-160 Series



Model No.	Output	Io Tol.	Io Ripple	Effi.
XBG-160-□-○	34~56V, 1425~4100mA	±5%	5.0% (max)	93%

### XBG-240 Series



Model No.	Output	Io Tol.	Io Ripple	Effi.
XBG-240-□-○	30~60V, 2850~5700mA	±5%	4.0% (max)	93%

□ = A, AB  
○ = Blank, C; Blank: AC input with fixed cable, C: AC input with connector

### AC input with connector Pin No: Assignment

Pin No.	Assignment	Drawing
1	AC/L	
2	AC/N	
3	FG ±	

### AC input cable (Additional cost)

Item	Order part NO.	Remark
100cm	F61-XBG-AC-CABLE-100	In stock
200cm	F61-XBG-AC-CABLE-200	By request
300cm	F61-XBG-AC-CABLE-300	By request

\* 100cm without MOQ, others with MOQ.

# HBC series 60~160W

## Features

- Constant current mode (HBC-60/100)
- Constant voltage+constant current modes (HBC-160)
- Universal AC input 90 to 305VAC
- Circular metal housing design for HBC-100/160
- Fully isolated plastic case (HBC-60)
- Type HL LED Driver for use in Class I, Division 2 hazardous location luminaires (HBC-100/160)
- Isolation class II/2, no F.G. (HBC-60)
- Suitable for dry, damp, and wet location
- Protections: Short circuit / Over current / Over voltage / Over temp. (Short circuit / Over temp. for HBC-60)

- Multiple models for HBC-100/160
- **Blank-Type:** IP67 rated. Cable for I/O connection (For harsh environment)
- **A-Type:** IP65 rated. Constant current level can be adjusted through internal potentiometer
- **B-Type:** IP67 rated and built-in 3 in 1 dimming function (1~10VDC, PWM signal, or resistance)
- **AB-Type:** IP65 rated. Constant current level can be adjusted through internal potentiometer, 3 in 1 dimming function
- **DA-Type:** IP67 rated. DALI control technology
- 5 years warranty

	HBC-60	HBC-100(DA)	HBC-160(DA)
<b>INPUT</b> (HBC-60)	ACL ACN		
<b>INPUT</b> (HBC-100/160/240)	ACL ACN FG		
<b>OUTPUT</b> (Non-Dimming Models)	Vo- Vo+		
<b>OUTPUT</b> (Dimming Models)	DIM+ DIM- Vo- Vo+		
AC input voltage range	90~295VAC ; 127~417VDC	90~305VAC ; 127~431VDC	
AC inrush current (max.)	Cold start, 45A at 230VAC	Cold start, 60A at 230VAC	Cold start, 65A at 230VAC
Setup, rise, hold up time	500ms at 230VAC for setup time	500ms, 80ms, 12ms at full load and 230VAC	500ms, 200ms, 12ms at full load and 230VAC
Withstand voltage	I/P-O/P: 3.75kVAC	I/P-O/P: 3.75kVAC, I/P-FG: 2kVAC, O/P-FG: 1.5kVAC	
Working temperature	-40~+85°C (refer to "OUTPUT LOAD vs TEMPERATURE")		
Safety standards	UL8750, ENEC BS EN61347-1, BS EN61347-2-13, BS EN62384, GB19510.14, GB19510.1, EAC TP TC 004, BS EN62386(DA type only)		UL8750, TUV BS EN61347-1, BS EN61347-2-13, GB19510.14, GB19510.1, EAC TP TC 004 approved, BS EN62386(DA type only)
EMC standards	BS EN55015, BS EN61000-3-2 Class C, BS EN61000-3-3, BS EN61000-4-2,3,4,5,6,8,11; BS EN61547, GB17743, GB17625.1, EAC TP TC 020		
Connection	Input	SJTW 18AWGx2C (30cm)	SJTW 18AWGx3C (30cm)
	Output	SVT 18AWGx2C (20cm)	A & Blank Type: SJTW 18AWGx2C (20cm) B Type: SJTW 18AWGx2C (20cm) + UL2517 22AWGx2C (30cm)
Dimension (DxH)(mm)	φ110x 60.5	φ130x 66.5	φ151.68x 66.5

## HBC-60 Series (C.C. mode)

Model No.	Output	Io Tol.	Effi.
HBC-60-1050	37~55V, 1050mA	±5%	90%
HBC-60-1400	28~43V, 1400mA	±5%	89%
HBC-60-2100	19~29V, 2100mA	±5%	89%

## HBC-100 Series (C.C. mode)

Model No.	Output	Io Tol.	Effi.
HBC-100-24(A)	24V, 0~4A	±5%	90.5%
HBC-100-36(A)	36V, 0~2.7A	±5%	91.0%

Model No.	Output	Io Tol.	Effi.
HBC-100-48(A)	48V, 0~2A	±5%	91.0%
HBC-100-60(A)	60V, 0~1.6A	±5%	91.5%

○ = A, B, AB, DA or Blank



## HBC-160 Series

Model No.	Output	Tol.	Effi.
HBC-160-24(A)	24V, 0~6.5A	±2%	92.0%
HBC-160-36(A)	36V, 0~4.4A	±2%	92.0%
HBC-160-48(A)	48V, 0~3.3A	±2%	93.0%
HBC-160-60(A)	60V, 0~2.6A	±2%	93.5%

○ = A, B, AB, DA or Blank



# HBC series 200~240W

## Features

- Constant voltage+constant current modes
- Universal AC input (90 to 305VAC)
- High efficiency up to 93.5%
- Circular metal housing design
- Suitable for dry, damp, and wet location
- Protections: Short circuit / Over current / Over voltage / Over temperature
- Optional RCM models available
- 5 years warranty

- Multiple models for choice:
  - Blank-Type:** IP67 rated. Cable for I/O connection(For harsh environment)
  - A-Type:** IP65 rated. Constant current level can be adjusted through internal potentiometer
  - B-Type:** IP67 rated and built-in 3 in 1 dimming function, PWM signal, or resistance, 0~10VDC(HBG-200), 1~10VDC(HBG-240)
  - AB-Type:** IP65 rated. Constant current level can be adjusted through internal potentiometer, 3 in 1 dimming function
  - DA-Type:** IP67 rated. DALI control technology

		HBC-200(DA)	HBC-240(DA)
<b>INPUT</b>			
<b>INPUT</b>			
<b>OUTPUT</b>			
AC input voltage range	90~305VAC ; 127~431VDC		
AC inrush current (max.)	Cold start, 85A at 230VAC		Cold start, 75A at 230VAC
Setup, rise, hold up time	500ms, 200ms/230VAC; 2500ms, 200ms/115VAC		
Withstand voltage	I/P-O/P: 3.75kVAC, I/P-FG: 2kVAC, O/P-FG: 0.5kVAC		
Working temperature	-40~+85°C (refer to "OUTPUT LOAD vs TEMPERATURE")		-40~+75°C (refer to "OUTPUT LOAD vs TEMPERATURE")
Safety standards	UL8750, ENEC BS EN61347-1, BS EN61347-2-13, BS EN62384, GB19510.14, GB19510.1, BIS ISI5885(refer to spec for HBC-240 models), EAC TP TC 004, BS EN62386(DA type only)		
EMC standards	BS EN55015, BS EN61000-3-2 Class C, BS EN61000-3-3, BS EN61000-4-2,3,4,5,6,8,11, BS EN61547, GB17743, GB17625.1,EAC TP TC 020		
Connection	Input	SJTW 18AWGx3C (30cm)	SJTW 18AWGx3C (30cm)
	Output	A & Blank-Type: SJTW 18AWGx2C (20cm) B & AB & DA-Type: SJTW 18AWGx2C (20cm)+ SVT 18AWGx2C (30cm)	A & Blank-Type: SJTW 18AWGx3C (30cm) B&DA-Type : SJTW 14AWGx2C (30cm) + SVT 18AWGx2C (30cm)
Dimension (DxH)(mm)	φ151.68x 66.5		φ191.5x 69

**HBC-200 Series**

Model No.	Output	Tol.	Effi.
HBC-200-36(A)	36V, 0~5.5A	±2%	92%
HBC-200-48(A)	48V, 0~4.1A	±2%	93%
HBC-200-60(A)	60V, 0~3.3A	±2%	93.5%

○ = A, B, AB, DA or Blank

**HBC-240 Series**

Model No.	Output	Tol.	Effi.
HBC-240-24(A)	24V, 0~10A	±2%	92.5%
HBC-240-36(A)	36V, 0~6.7A	±2%	92.5%
HBC-240-48(A)	48V, 0~5A	±2%	93.0%
HBC-240-60(A)	60V, 0~4A	±2%	93.5%

○ = A, B, AB, DA or Blank

# HBGC series 300W

## Features

- Constant power mode (full power at 60~100% max current)
  - Universal AC input (90 to 305VAC)
  - High efficiency up to 94.5%
  - Circular metal housing design with IP67
  - Isolation design between output and dimming circuit
  - Protections:
    - Short circuit / Over current / Over voltage / Over temperature
  - 5 years warranty
- Multiple models for choice:
    - A-Type:** IP67 rated. Constant power level can be adjusted through internal potentiometer
    - AB-Type:** IP67 rated and built-in 3 in 1 dimming function (0~10VDC, PWM signal, or resistance)
    - ADA-Type:** IP67 rated. DALI-2 control technology with lo adjustable via build-in Potentiometer

		HBGC-300(ADA)						
<table border="1"> <tr> <td><b>INPUT</b></td> <td></td> </tr> <tr> <td><b>INPUT</b></td> <td></td> </tr> <tr> <td><b>OUTPUT</b></td> <td></td> </tr> </table>		<b>INPUT</b>		<b>INPUT</b>		<b>OUTPUT</b>		
<b>INPUT</b>								
<b>INPUT</b>								
<b>OUTPUT</b>								
AC input voltage range	90~305VAC ; 127~431VDC							
AC inrush current (max.)	Cold start, 45A at 230VAC							
Withstand voltage	I/P-O/P: 3.75kVAC, I/P-FG: 2kVAC, O/P-FG: 1.5kVAC							
Working temperature	Tcase=-40~+80°C (refer to "OUTPUT LOAD vs TEMPERATURE")							
Safety standards	UL8750(type "HL"), CSA C22.2 No. 250.13-12, ENEC BS EN61347-1, BS EN61347-2-13 independent, BS EN62384, EAC TP TC 004, GB19510.1, GB19510.14							
EMC standards	BS EN55015, BS EN61000-3-2 Class C, BS EN61000-3-3, BS EN61000-4-2,3,4,5,6,8,11, BS EN61547, GB17743, GB17625.1,EAC TP TC 020, BS EN62386(ADA type only )							
Connection	Input	SJTW 18AWGx3C (30cm)						
	Output	A-Type: SJTW 14AWGx2C (30cm) AB/ADA-Type: SJTW 14AWGx2C (30cm)+UL2517 20AWGx2C (30cm)						
Dimension (DxH)(mm)	φ191.5x 69							



Model No.	Output	Tol.	Effi.
HBGC-300-L-□	116~232V, 650~2170mA	±5%	94.5%
HBGC-300-M-□	58~116V, 1300~4330mA	±5%	93.5%
HBGC-300-H-□	29~58V, 2600~8670mA	±5%	92.5%

□= A, AB or ADA



# ERP series 200~400W

## Features

- Constant voltage mode output
- Built-in active PFC function (for ERPF-400 only)
- Withstand 300VAC surge input for 5 seconds
- Design against rain splash
- LED indicator for power on
- Protections: Short circuit / Over voltage / Over temp.
- 3 years warranty

## Applications

- LED strip lighting
- LED channel letters
- LED decoration lighting
- LED signage & display



AC input voltage range	180~264VAC ; 254~370VDC	90~264VAC ; 127~370VDC
AC inrush current	90A/230VAC	cold start45A/115VAC,90A/230VAC
Setup, rise time	1500ms, 200ms/230VAC	2000ms,100ms/230VAC;3000ms,100ms/115VAC at full load
Withstand voltage	I/P-O/P:3KVAC I/P-FG:2KVAC O/P-FG:0.5KVAC	
Working temperature	-30~+60°C(Refer to output load derating curve)	
Safety standards	IEC/BS EN 62368-1,GB4943.1-2011(except for ERP-200-12), EAC TP TC 004, IS13252(Part1) approved	UL 60950-1,IEC/BS EN62368-1,CCC GB4943.1-2011, EAC TP TC 004, IS13252(Part1)(for ERPF-400-12/24 only) approved
EMC standards	BS EN55022 (CISPR22) class A, BS EN61000-4-5; light industry level, criteria A, EAC TP TC 020	BS EN55032 (CISPR32) class A, GB9254 classA, GB17625.1; BS EN61000-3-2;BS EN61000-3-3, EAC TP TC 020;BS EN61000-4-2,3,4,5,6,8,11;light industry level,criteria A
Dimension (DxH)(mm)	200x 120x 40	220.4x 130x 48

### ERP-200 Series



Model No.	Output	Tol.	R&N	Effi.
ERP-200-12	12V, 0~16.8A	±1.0%	150mV	87%
ERP-200-24	24V, 0~8.33A	±1.0%	150mV	89%

### ERP-350 Series



Model No.	Output	Tol.	R&N	Effi.
ERP-350-12	12V, 0~26.7A	±1.0%	150mV	87%
ERP-350-24	24V, 0~14.6A	±1.0%	150mV	89%
ERP-350-36	36V, 0~9.7A	±1.0%	240mV	90%
ERP-350-48	48V, 0~7.3A	±1.0%	240mV	90%

### ERPF-400 Series



Model No.	Output	Tol.	R&N	Effi.
ERPF-400-12	12V, 0~30A	±1.0%	150mV	89%
ERPF-400-24	24V, 0~16.7A	±1.0%	150mV	90%
ERPF-400-48	48V, 0~8.3A	±1.0%	240mV	91%

# PCB Type

with PFC

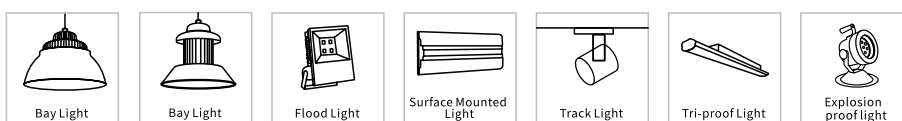
- 74 HBG-P Series (60~240W)
- 75 IDPV Series (25~65W)
- 76 IDPC Series (25~65W)
- 77 PLP Series (30~60W)
- 78 HLP Series (40~80W)



**Neutroni**  
Light Future  
CERTIFIED PARTNER

The PCB LED drivers provide customers for built-in design choice. All series with constant voltage output IDPV series and constant current output IDPC/PLP/HLP series, also circular shape HBG-P series, are designed with 0~10V and DALI dimming functions. (except for PLP series). The voltage input design is either 90-295V or 90-305V with the Class II/2 design for any luminaires design to avoid luminaire lifetime issue. Please make sure the ambient temperature inside the luminaire does not exceed the operating ambient temperature of LED driver specification.

## Application



# HBG-P series 60~240W

## Features

- Constant current mode (HBG-60P/100P)  
Constant voltage+constant current modes (HBG-160P/240P)
- Universal AC input (90 to 305VAC) / Full range (up to 295VAC for HBG-60P)
- High efficiency up to 93.5%
- Class II/2 power unit, no F.G. (HBG-60P)
- Suitable for dry, damp, and wet location
- Protections: Short circuit / Over temperature
- 5 years warranty

- Multiple models for HBG-100P/160P/240P
- A-Type:** Constant current level can be adjusted through internal potentiometer
- B-Type:** Built-in 3 in 1 dimming function (1~10VDC, PWM signal, or resistance)
- DA-Type:** DALI control technology

		HBG-60-P	HBG-100P HBG-100P(DA)	HBG-160P HBG-160P(DA)	HBG-240P
<b>INPUT</b> (HBG-60P)					
<b>INPUT</b> (HBG-100P/160P/240P)					
<b>OUTPUT</b> (Non-Dimming Models)					
<b>OUTPUT</b> (Dimming Models)					
AC input voltage range		90~295VAC ; 127~417VDC	90~305VAC ; 127~431VDC		
AC inrush current (max.)		Cold start, 45A at 230VAC	Cold start, 60A at 230VAC	Cold start, 65A at 230VAC	Cold start, 75A at 230VAC
Over temp. protection		Shut down o/p voltage, re-power on to recover		Shut down o/p voltage, auto-recovery	
Setup, rise, hold up time		500ms at 230VAC for setup time		500ms, 200ms, 12ms at full load and 230VAC	500ms, 120ms, 15ms at full load and 230VAC
Withstand voltage		I/P-O/P: 3.75kVAC			
Working temperature		-40~+70°C	-40~+45°C (refer to "OUTPUT LOAD vs TEMPERATURE")		
Safety standards		UL8750, ENEC BS EN61347-1, BS EN61347-2-13, BS EN62384, GB19510.14, GB19510.1, EAC TP TC 004 approved			
EMC standards		BS EN55015, BS EN61000-3-2 Class C, BS EN61000-3-3, BS EN61000-4-2,3,4,5,6,8,11, BS EN61547, GB17743, GB17625.1, EAC TP TC 020			
Connection	Input	UL1015 18AWGx2C (30cm)	SJTW 18AWGx3C (30cm)		
	Output	UL1015 18AWGx2C (30cm)	A Type: SJTW 18AWGx2C (20cm) B Type: SJTW 18AWGx2C (20cm) + UL2517 22AWGx2C (30cm)	A Type: SJTW 18AWGx2C (20cm) B Type: SJTW 18AWGx2C (20cm) + SVT 18AWGx2C (30cm)	A Type: SJTW 14AWGx2C (30cm) B Type: SJTW 14AWGx2C (30cm) + SVT 18AWGx2C (30cm)
Dimension (DxH)(mm)		φ99 x 26	φ104 x 34	φ124.6 x 34	φ144 x 31

**HBG-60-P Series** (C.C. mode)

Model No.	Output	Io Tol.	Effi.
HBG-60-1050P	37~55V, 1050mA	±5%	90%
HBG-60-1400P	28~43V, 1400mA	±5%	89%
HBG-60-2100P	19~29V, 2100mA	±5%	89%

**HBG-100P Series** (C.C. mode)

Model No.	Output	Tol.	Effi.
HBG-100P-36(A)	36V, 0~2.7A	±5%	91.0%
HBG-100P-48(A)	48V, 0~2A	±5%	91.0%
HBG-100P-60(A)	60V, 0~1.6A	±2%	91.5%

○ = A, B, or DA

**HBG-160P Series**

Model No.	Output	Tol.	Effi.
HBG-160P-36(A)	36V, 0~4.4A	±2%	92.0%
HBG-160P-48(A)	48V, 0~3.3A	±2%	93.0%
HBG-160P-60(A)	60V, 0~2.6A	±2%	93.5%

○ = A, B, or DA

**HBG-240P Series**




Model No.	Output	Tol.	Effi.
HBG-240P-36(A)	36V, 0~6.7A	±2%	92.5%
HBG-240P-48(A)	48V, 0~5A	±2%	93.0%
HBG-240P-60(A)	60V, 0~4.0A	±2%	93.5%

○ = A or B

# IDPV series 25~65W

## Features

- Constant voltage PWM style output mode
- IDPV-25/45: 90~295VAC input
- IDPV-65: 180~295VAC input only
- High efficiency up to 90%
- No load power consumption <0.5W (Blank-Type)
- Miniature PCB size
- Isolation class II, no F.G.
- Built-in 2 in 1 dimming function (0~10VDC or PWM signal)
- Built-in 12V/50mA auxiliary output (A-Type)
- Suitable for indoor LED strip lighting
- Protection: Short circuit
- 3 years warranty

	IDPV-25(A)	IDPV-45(A)	IDPV-65(A)
<b>INPUT</b>			
<b>OUTPUT (Blank-Type)</b>			
<b>OUTPUT (A-Type)</b>			
AC input voltage range	90 ~ 295VAC ; 127 ~ 417VDC		180 ~ 295VAC ; 254~417VDC
AC inrush current (max.)	Cold start, 30A at 230VAC		
Setup time	500ms / 230VAC		
PWM dimming signal	10V PWM signal, frequency range 300Hz~3kHz		
Total harmonic distortion	THD<20%		
Short circuit protection	Shut down o/p voltage, re-power on to recover		
Withstand voltage	I/P-O/P: 3.75KVAC		
Working temperature	-20~+45°C	-20~+40°C	
Safety standards	UL8750, ENEC BS EN61347-1, BS EN61347-2-13, BS EN62384, GB19510.14, GB19510.1 approved		
EMC standards	BS EN55015, BS EN61000-3-2 Class C, BS EN61000-3-3, BS EN61000-4-2,3,4,5,6,8,11, BS EN61547, GB17743, GB17625.1		
Connection (Input/Output)	Blank-Type: 4+4P push-in terminal block, A-Type: 4+6P push-in terminal block		
Dimension (LxWxH) mm	114.5x 72.5x 20	120 x 66.5 x 22	130 x 67.5 x 22

## IDPV-25/25A Series



Model No.	Output	Tol.	Effi.
IDPV-25□-12	12V, 0~1.8A	±10%	80%
IDPV-25□-24	24V, 0~1.05A	±10%	81%
IDPV-25□-36	36V, 0~0.7A	±10%	82%
IDPV-25□-48	48V, 0~0.52A	±10%	83%
IDPV-25□-60	60V, 0~0.42A	±10%	84%

□ = Blank/A; Blank: without auxiliary output, A: with auxiliary function

## IDPV-45/45A Series



Model No.	Output	Tol.	Effi.
IDPV-45□-12	12V, 0~3A	±10%	84%
IDPV-45□-24	24V, 0~1.88A	±10%	86%

Model No.	Output	Tol.	Effi.
IDPV-45□-36	36V, 0~1.25A	±10%	88%
IDPV-45□-48	48V, 0~0.94A	±10%	88%
IDPV-45□-60	60V, 0~0.75A	±10%	90%

□ = Blank/A; Blank: without auxiliary output, A: with auxiliary function

## IDPV-65/65A Series




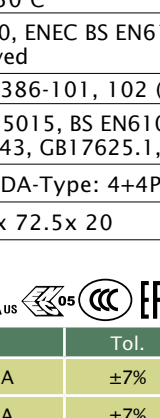
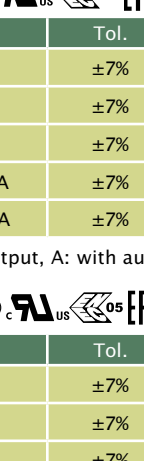

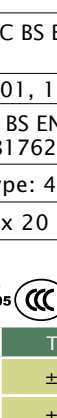
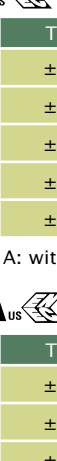

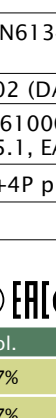

Model No.	Output	Tol.	Effi.
IDPV-65□-12	12V, 0~4.2A	±10%	85%
IDPV-65□-24	24V, 0~2.4A	±10%	87%
IDPV-65□-36	36V, 0~1.8A	±10%	88%
IDPV-65□-48	48V, 0~1.35A	±10%	89%
IDPV-65□-60	60V, 0~1.08A	±10%	90%

□ = Blank/A; Blank: without auxiliary output, A: with auxiliary function

# IDPC series 25~65W

## Features

- Constant current mode
- Flicker free design
- IDPC-25/45: 90~295VAC input  
IDPC-65: 180~295VAC input only
- No load power consumption <0.5W (Blank/DA-Type)  
No load power consumption <1.2W (A-Type)
- Miniature PCB size
- Isolation class II, no F.G.
- Built-in DALI interface (IDPC-45/65-DA)
- Built-in 2 in 1 dimming function (0~10VDC or PWM signal)
- Built-in 12V/50mA auxiliary output (A-Type)
- Suitable for indoor LED lighting applications
- Protection: Short circuit
- 3 years warranty

	IDPC-25(A)	IDPC-45(A) IDPC-45-DA	IDPC-65(A) IDPC-65-DA
<b>INPUT</b>			
<b>OUTPUT</b> (Blank/DA-Type)			
<b>OUTPUT</b> (A-Type)			

AC input voltage range	90 ~ 295VAC ; 127 ~ 417VDC	180 ~ 295VAC ; 254~417VDC
AC inrush current (max.)	Cold start, 30A at 230VAC	
Setup time	500ms / 230VAC	
Short circuit protection	Hiccup mode, auto-recovery	
Withstand voltage	I/P-O/P: 3.75KVAC	
Working temperature	-20~+50°C	-20~+40°C
Safety standards	UL8750, ENEC BS EN61347-1, BS EN61347-2-13, BS EN62384, GB19510.14, GB19510.1, EAC TP TC 004 approved	
DALI standards	IEC 62386-101, 102 (DA-Type only)	
EMC standards	BS EN55015, BS EN61000-3-2 Class C, BS EN61000-3-3, BS EN61000-4-2,3,4,5,6,8,11, BS EN61547, GB17743, GB17625.1, EAC TP TC 020	
Connection (Input/Output)	Blank/DA-Type: 4+4P push-in terminal block, A-Type: 4+6P push-in terminal block	
Dimension (LxWxH) mm	114.5x 72.5x 20	120 x 66.5 x 25
		130 x 67.5 x 20.5

### IDPC-25/25A Series

Model No.	Output	Tol.	Effi.
IDPC-25□-350	49 ~ 70V, 350mA	±7%	82%
IDPC-25□-500	35 ~ 50V, 500mA	±7%	81.5%

□ = Blank/A; Blank: without auxiliary output, A: with auxiliary function

### IDPC-25/25A Series

Model No.	Output	Tol.	Effi.
IDPC-25□-700	25 ~ 36V, 700mA	±7%	81.5%
IDPC-25□-1050	17 ~ 24V, 1050mA	±7%	80%

□ = Blank/A; Blank: without auxiliary output, A: with auxiliary function

### IDPC-45/45A Series

Model No.	Output	Tol.	Effi.
IDPC-45□-350	57 ~ 95V, 350mA	±7%	86%
IDPC-45□-500	54 ~ 90V, 500mA	±7%	85%
IDPC-45□-700	38 ~ 64V, 700mA	±7%	85%
IDPC-45□-1050	26 ~ 43V, 1050mA	±7%	84%
IDPC-45□-1400	19 ~ 32V, 1400mA	±7%	83%

□ = Blank/A; Blank: without auxiliary output, A: with auxiliary function

### IDPC-65/65A Series

Model No.	Output	Tol.	Effi.
IDPC-65□-700	69 ~ 93V, 700mA	±7%	89%
IDPC-65□-1050	46 ~ 62V, 1050mA	±7%	87%
IDPC-65□-1400	34 ~ 46V, 1400mA	±7%	86%
IDPC-65□-1750	27 ~ 36V, 1750mA	±7%	86%

□ = Blank/A; Blank: without auxiliary output, A: with auxiliary function

### IDPC-45-DA Series

Model No.	Output	Tol.	Effi.
IDPC-45-350DA	57 ~ 95V, 350mA	±7%	86%
IDPC-45-500DA	54 ~ 90V, 500mA	±7%	85%
IDPC-45-700DA	38 ~ 64V, 700mA	±7%	85%
IDPC-45-1050DA	26 ~ 43V, 1050mA	±7%	84%
IDPC-45-1400DA	19 ~ 32V, 1400mA	±7%	83%


### IDPC-65-DA Series

Model No.	Output	Tol.	Effi.
IDPC-65-700DA	69 ~ 93V, 700mA	±7%	89%
IDPC-65-1050DA	46 ~ 62V, 1050mA	±7%	87%
IDPC-65-1400DA	34 ~ 46V, 1400mA	±7%	86%
IDPC-65-1750DA	27 ~ 36V, 1750mA	±7%	86%

# PLP series 30~60W


## Features

- Constant current mode
- Universal AC input / Full range
- Class 2 power unit / Pass LPS
- Suitable for built-in LED lighting systems
- Protections: Short circuit / Over current / Over voltage
- Cooling by free air convection
- 2 years warranty



AC input voltage range	90~264VAC; 127~370VDC	
AC inrush current (max.)	Cold start, 25A at 230VAC	PLP-45: Cold start, 30A at 230VAC PLP-60: Cold start, 35A at 230VAC
Current adjustment range	75%~100%	
Over current protection	Range	100%~110%
	Type	Constant current limiting, auto-recovery
Setup time	500ms at full load and 230VAC	
Withstand voltage	I/P-O/P: 3.75kVAC, I/P-FG: 2kVAC, O/P-FG: 0.5kVAC	
Working temperature	-30~+70°C (refer to "OUTPUT LOAD vs TEMPERATURE")	
Safety standards	UL8750, TUV BS EN61347-1, BS EN61347-2-13, EAC TP TC 004 approved	
EMC standards	BS EN55015, BS EN61000-3-2 class C, BS EN61000-3-3, BS EN61000-4-2,3,4,5,6,8,11, BS EN61547, EAC TP TC 020	
Connection	3+2P / 3.96mm pitch, JST P/N: B3P / B2P-VH	
Dimension (LxWxH)(mm)	101.6x 50.8x 26.6	101.6x 50.8x 29.6


**PLP-30 Series**



Model No.	Output	Tol.	R&N	Effi.
PLP-30-12	12V, 0~2.5A	±10%	2.0V	83.0%
PLP-30-24	24V, 0~1.3A	±10%	2.4V	85.5%
PLP-30-48	48V, 0~0.63A	±10%	4.8V	86.5%


Model No.	Output	Tol.	R&N	Effi.
PLP-45-24	24V, 0~1.9A	±10%	3.8V	89%
PLP-45-48	48V, 0~0.95A	±10%	4.8V	89%

**PLP-45 Series**






Model No.	Output	Tol.	R&N	Effi.
PLP-45-12	12V, 0~3.8A	±10%	4.2V	86%

**PLP-60 Series**



Model No.	Output	Tol.	R&N	Effi.
PLP-60-12	12V, 0~5.0A	±10%	4.5V	84%
PLP-60-24	24V, 0~2.5A	±10%	4.5V	88%
PLP-60-48	48V, 0~1.3A	±10%	4.8V	89%

### ▶ Special Symbols for EN61347-2-13

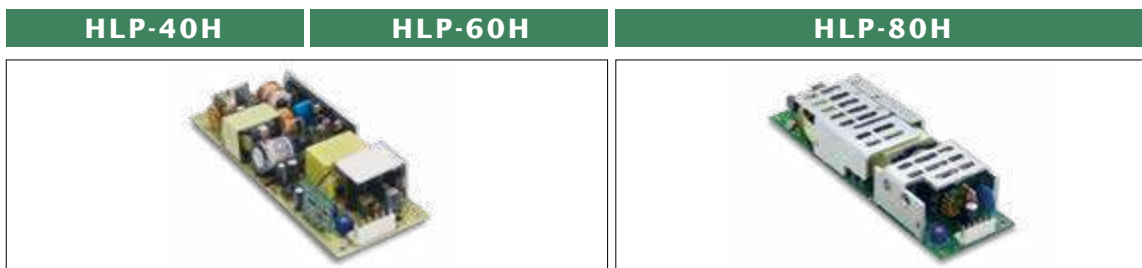
	Protection against overheating to prevent the lamp controlgear case temperature under any conditions of use from exceeding the indicated value (110°C)
	Suitable for direct mounting on normally flammable surfaces, such as wood (>2mm)
	Based on VDE0710-14, can be installed inside a wooden material like wooden cabinet. The minimum distance between the product enclosure to wooden material in each side is defined.
<b>LPS</b>	Limited power source
t <sub>c</sub> : 80°C t <sub>a</sub> : 40°C	Full load operation up to 40°C with surface temperature of case < 80°C
<b>SELV</b>	Vo < 120VDC can have this mark on the unit, also design with isolation between primary and secondary



# HLP series 40~80W

## Features

- Constant current mode
- Universal AC input (up to 305VAC) / Full range
- Built-in 3 in 1 dimming function (1~10VDC, PWM signal, or resistance)
- Class 2 power unit / Pass LPS
- Suitable for built-in LED lighting system
- Protections: Short circuit / Over current / Over voltage / Over temperature
- Cooling by free air convection
- 3 years warranty



AC input voltage range	90~305VAC ; 127~431VDC		
AC inrush current (max.)	Cold start, 50A at 230VAC	Cold start, 55A at 230VAC	Cold start, 70A at 230VAC
DC adjustment range	±10% rated output voltage		
Current adjustment range	60%~100%	80%~100%	
Over current protection	95%~108% constant current limiting, auto-recovery		
Over voltage protection	109%~145% rated output voltage		
Setup, rise, hold up time	500ms, 80ms, 16ms at full load and 230VAC		500ms, 200ms, 16ms at full load and 230VAC
Withstand voltage	I/P-O/P: 3.75kVAC, I/P-FG: 2kVAC, O/P-FG:0.5kVAC		
Working temperature	-40~+70°C (refer to output derating curve)		
Safety standards	UL8750, CSA C22.2 No. 250.0-08 (except for 48V, 54V), BS EN61347-1, BS EN61347-2-13, GB19510.14, GB19510.1, EAC TP TC 004 approved ; design refer to UL60950-1, BS EN60335-1(for HLP-40H/60H)		
EMC standards	BS EN55015, BS EN61000-3-2 class C, BS EN61000-3-3, BS EN61000-4-2,3,4,5,6,8,11, BS EN61547, GB17743, GB17625.1, EAC TP TC 020		
Connection	Input	6+6P/3.96mm pitch, JST P/N: B6P-VH	
	Output		
Dimension (LxWxH) (mm)	147x 53x 27		167x 53x 29.5

### HLP-40H Series

1-10VDC (for 48V/54V) (for 12~42V)

Model No.	Output	Tol.	R&N	Effi.
HLP-40H-12	12V, 0~3.33A	±2.5%	150mV	87.0%
HLP-40H-15	15V, 0~2.67A	±2.0%	150mV	87.0%
HLP-40H-20	20V, 0~2.00A	±1.0%	150mV	88.0%
HLP-40H-24	24V, 0~1.67A	±1.0%	150mV	88.0%
HLP-40H-30	30V, 0~1.34A	±1.0%	200mV	88.5%
HLP-40H-36	36V, 0~1.12A	±1.0%	200mV	89.0%
HLP-40H-42	42V, 0~0.96A	±1.0%	300mV	89.0%
HLP-40H-48	48V, 0~0.84A	±1.0%	300mV	89.5%
HLP-40H-54	54V, 0~0.75A	±1.0%	300mV	89.5%

### HLP-60H Series

1-10VDC (for 48V/54V) (for 12~42V)

Model No.	Output	Tol.	R&N	Effi.
HLP-60H-15	15V, 0~4.0A	±2.0%	150mV	88.0%
HLP-60H-20	20V, 0~3.0A	±1.0%	150mV	89.0%
HLP-60H-24	24V, 0~2.5A	±1.0%	150mV	89.5%
HLP-60H-30	30V, 0~2.0A	±1.0%	200mV	90.0%

Model No.	Output	Tol.	R&N	Effi.
HLP-60H-36	36V, 0~1.70A	±1.0%	200mV	90.0%
HLP-60H-42	42V, 0~1.45A	±1.0%	300mV	90.0%
HLP-60H-48	48V, 0~1.30A	±1.0%	300mV	90.5%
HLP-60H-54	54V, 0~1.15A	±1.0%	300mV	90.5%

### HLP-80H Series

1-10VDC (for 48V/54V) (for 12~42V)

Model No.	Output	Tol.	R&N	Effi.
HLP-80H-12	12V, 0~5.0A	±2.5%	150mV	87.5%
HLP-80H-15	15V, 0~5.0A	±2.0%	150mV	88.5%
HLP-80H-20	20V, 0~4.0A	±1.0%	150mV	89.5%
HLP-80H-24	24V, 0~3.4A	±1.0%	150mV	90.0%
HLP-80H-30	30V, 0~2.7A	±1.0%	200mV	90.0%
HLP-80H-36	36V, 0~2.3A	±1.0%	200mV	90.0%
HLP-80H-42	42V, 0~1.95A	±1.0%	200mV	90.0%
HLP-80H-48	48V, 0~1.7A	±1.0%	200mV	90.0%
HLP-80H-54	54V, 0~1.5A	±1.0%	200mV	90.0%

# DC-DC LED Driver

- 80 LDH Series (250~1750mA)
- 82 NLDD-H Series(350-1400mA)
- 82 LDDS-H Series(250-1000mA)
- 83 LDD-H Series (300~1500mA)
- 83 LDB-L Series (300~600mA)
- 84 LDD-DA Series (350~1400mA)
- 85 LDD-L Series(300-1500mA)

# DC HOUSE

- 87 NHDD Series

# Accessory & Controller

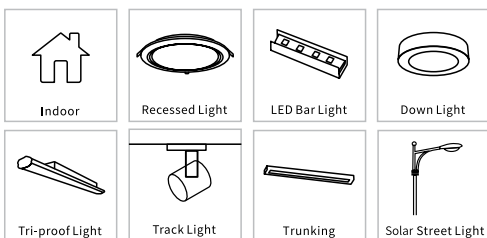
- 88 SPD Series
- 89 ICL-16R/L (Inrush current limiter)
- 89 PIR-045 (Motion sensor)
- 90 DAP Series  
(DALI to PWM Converter)
- 91 SDP-001  
(Smart Timer Dimming  
Programmer)



DC-DC products are DC input, constant current output LED drives, which are mainly used in the DC voltage source environment. All 12V/24V/48V/380V DC bus voltage can directly be used with this series to drive the LED engine(chip). LDD series is Step-Down design. LDB series is Buck-Boost and LDH is Step-up design. Users can choose a suitable product according to their own DC source environment. DC Bus design can reduce the risk of electric shock and total cost of system. The PWM dimming and DALI dimming are also available. Besides, DC-DC driver can be applied to solar lighting solution with a controller, reducing design issue and optimizing the reliability.

## Selection guide

### Application



Topology	Series	DC source	Application
Step-Up	LDH	12V/24V	Solar lighting/Vehicle
Step-Down	NLDD-H/LDD-H/ LDD-L/LDDS-H	24V/48V	48V DC Bus(Track light)
Step-Down	NHDD	380V	DC house/DC lighting
Buck-Boost	LDB-L	12V/24V	Vehicle/Yacht/DC Bus

# LDH series 25-45W DC/DC LED Driver

## Features

- Constant current step-up mode
- Wide input and output voltage range
- High efficiency up to 95%
- 2 in 1 dimming(0~10V, PWM)
- Comply with BS EN55015/FCC part 15 for radiation emission without Additional input filter and capacitors.
- Class III safety voltage application
- DALI dimming function for DA and WDA type(LDH-45)
- Fully enclosed plastic case (UL 94V-0)
- Economic, high reliability
- Protections: Short circuit / Over voltage / Under voltage
- 3 years warranty



Output current accuracy (Typ.)	±5% at 12V or 24V DC input (Typical)		±5% at 12VDC input for A type; ±5% at 24VDC input for B type (Typical)
Analog/PWM dimming & ON/OFF control	Remote ON/OFF	Leave open if not used ▪ Power ON with dimming: PWM DIM+ ~ DIM- > 0~10VDC or open circuit ▪ Power OFF: PWM DIM+ ~ DIM- < 0.5VDC or short	▪ Power ON with dimming: PWM DIM+ ~ DIM- > 2~8VDC or open circuit ▪ Power OFF: PWM DIM ~ DIM- < 0.5VDC or short
	PWM frequency	1KHz-3KHz 10V PWM signal or 0-10V DC input	1KHz-3KHz 8V PWM signal or 0-10V DC input
Short circuit protection	Power OFF and fuse open		
Over voltage protection	>115% rated output voltage		
Working temperature	-40~+70°C		
Safety standards	BS EN61347-1, BS EN61347-2-13, EAC TP TC 004 approved		
EMC standards	BS EN55015, BS EN61547, BS EN61000-4-2,3,4,6,8, EAC TP TC 020		
Dimension (LxWxH)(mm)	52.4x 27.2x 24		75x 53x 22.7

## LDH-25 Series



Model No.	Input (VDC)	Output		Io Tol.	Effi.	Dimming
		Voltage (VDC)	Current (mA)			
LDH-25-250 ○	9.5~32	12~84	250	±5%	89%	0~10V PWM
LDH-25-350 ○	9.5~32	12~72	350	±5%	90%	
LDH-25-500 ○	9.5~32	12~50	500	±5%	90%	
LDH-25-700 ○	9.5~32	12~36	700	±5%	90%	

○=Blank, W; Blank: pin style, PWM+analog dimming; W: Wire style, PWM+analog dimming

## LDH-45A/B Series



Model No.	Input (VDC)	Output		Io Tol.	Effi.	Dimming
		Voltage (VDC)	Current (mA)			
LDH-45A-350 ○	9~18	12~86	350	±5%	91%	Blank&W: PWM+Analog
LDH-45A-500 ○	9~18	12~86	500	±5%	90%	
LDH-45A-700 ○	9~18	12~64	700	±5%	90%	
LDH-45A-1050 ○	9~18	12~43	1050	±5%	91%	
LDH-45B-350 ○	18~32	21~126	350	±5%	93%	Blank&W: PWM+Analog
LDH-45B-500 ○	18~32	21~86	500	±5%	94%	
LDH-45B-700 ○	18~32	21~64	700	±5%	95%	
LDH-45B-1050 ○	18~32	21~43	1050	±5%	95%	

○=Blank, W; Blank: pin style, PWM+analog dimming; W: Wire style, PWM+analog dimming

## LDH-45A/B-DA Series



Model No.	Input (VDC)	Output		Io Tol.	Effi.	Dimming
		Voltage (VDC)	Current (mA)			
LDH-45A-350 ○ DA	9~18	24~86	350	±5%	91%	DALI
LDH-45A-500 ○ DA	9~18	24~86	500	±5%	90%	
LDH-45A-700 ○ DA	9~18	24~64	700	±5%	90%	
LDH-45A-1050 ○ DA	9~18	24~43	1050	±5%	91%	
LDH-45B-350 ○ DA	18~32	36~126	350	±5%	93%	DALI
LDH-45B-500 ○ DA	18~32	36~86	500	±5%	94%	
LDH-45B-700 ○ DA	18~32	36~64	700	±5%	95%	
LDH-45B-1050 ○ DA	18~32	36~43	1050	±5%	95%	

○=Blank, W; Blank: pin style, DALI dimming; W: Wire style, DALI dimming

# LDH series 65W DC/DC LED Driver

## Features

- Constant current step-up mode
- Wide input and output voltage range
- High efficiency up to 90%
- 2 in 1 dimming(0~10V, PWM)
- Comply with BS EN55015/FCC part 15 for radiation emission without Additional input filter and capacitors.
- Class III safety voltage application
- Cooling by free air convection
- Fully encapsulated plastic case(UL 9440)
- Economic, high reliability
- Protections: Short circuit / Over voltage / Under voltage
- 3 years warranty

### LDH-65



Output current accuracy (Typ.)	±5% at 12V or 24V DC input (Typical)	
Analog/PWM dimming & ON/OFF control	Remote ON/OFF	Leave open if not used ■ Power ON with dimming: PWM DIM+ ~ DIM-> 0~10VDC or open circuit ■ Power OFF: PWM DIM+ ~ DIM- < 0.5VDC or short
	PWM frequency	1KHz-3KHz 10V PWM signal or 0-10V DC input
Short circuit protection	Power OFF and fuse open	
Working temperature	-40~+60°C	
Safety standards	BS EN61347-1, BS EN61347-2-13, EAC TP TC 004 approved	
EMC standards	BS EN55015, BS EN61547, BS EN61000-4-2,3,4,6,8, EAC TP TC 020	
Dimension (LxWxH)(mm)	75x 53x 22.7	

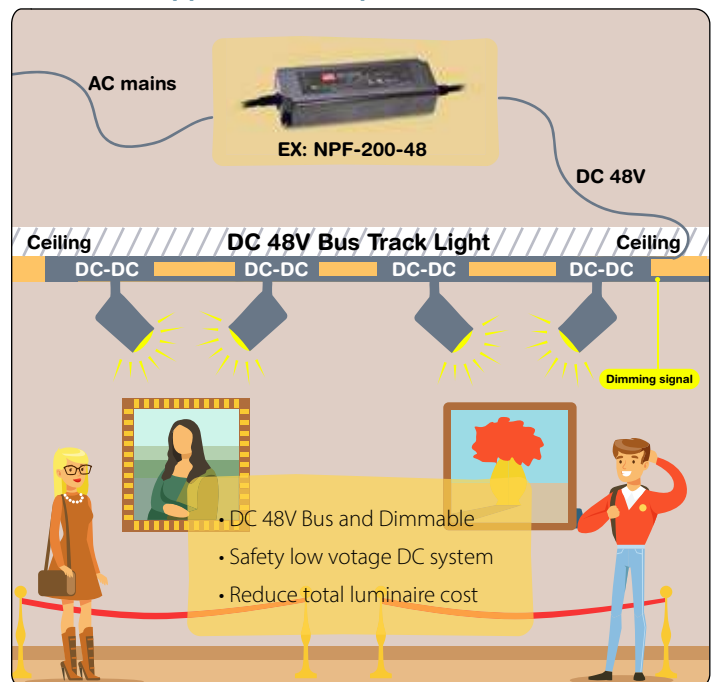
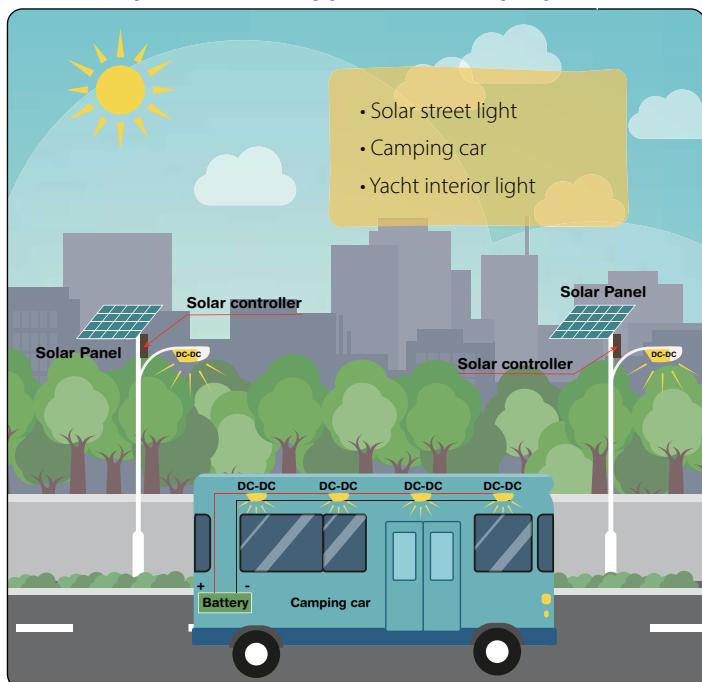
## LDH-65 Series



Model No.	Input (VDC)	Output		Io Tol.	Effi.	Dimming
		Voltage (VDC)	Current (mA)			
LDH-65-700 ○	9.5~32	12~80	700	±5%	89%	0~10V PWM
LDH-65-1050 ○	9.5~32	12~60	1050	±5%	90%	
LDH-65-1400 ○	9.5~32	12~46	1400	±5%	90%	
LDH-65-1750 ○	9.5~32	12~37	1750	±5%	90%	

○=Blank, W; Blank: pin style, PWM+analog dimming; W: Wire style, PWM+analog dimming

### ▶ Battery DC Source application (Step-Up LED Driver) ▶ DC Bus application (Step-Down LED Driver)



# NLDD&LDDS series DC/DC LED Driver

## Features

- Constant current step-down mode ;
- Wide input and output voltage range
- High efficiency up to 96%
- Comply with BS EN55015 regulation without additional input filter and capacitors
- PWM dimming and remote ON/OFF control
- Protections: Short circuit / Over temperature
- Fully enclosed plastic case (UL 94V-0)
- Class III safety voltage application
- 3 years warranty(NLDD-H)
- 5 years warranty(LDDS-H)



Output current accuracy	±5% at 48VDC input (Typical)	±5% at 48VDC input (Typical)
PWM dimming & ON/OFF control	Remote ON/OFF	Leave open if not used ■ Power ON with dimming: DIM ~ -Vin >2.5~5VDC or open circuit ■ Power OFF: DIM ~ -Vin <0.8VDC or short
	PWM frequency	100~1KHz
Short circuit	Regulated at rated output current, can be continued, auto-recovery	
Over temperature protection	Shut down, recovers automatically after temperature goes down	
Working temperature	-40~+50°C	-40~+55°C
EMC standards	BS EN55015, BS EN61547, BS EN61000-4-2,3,4,6,8	
Operating case temp. (max.)	90°C	90°C
Dimension (LxWxH)(mm)	NLDD-H/HW: 32.1x 20.5x 12.5mm	47x 12x 7mm

## NLDD-H Series



Model No.	Input (VDC)	Output		Io Tol.	Effi.
		Voltage (VDC)	Current (mA)		
NLDD-350H □	10~56	6~52	350	±5%	96%
NLDD-500H □	10~56	6~52	500	±5%	96%
NLDD-700H □	10~56	6~52	700	±5%	96%
NLDD-1050H □	10~56	6~52	1050	±5%	96%
NLDD-1200H □	10~56	6~46	1200	±5%	95%
NLDD-1400H □	10~56	6~46	1400	±5%	95%

## LDDS-H Series



Model No.	Input (VDC)	Output		Io Tol.	Effi.
		Voltage (VDC)	Current (mA)		
LDDS-250HW □	12~56	2~45	250	±5%	94%
LDDS-300HW □	12~56	2~45	300	±5%	95%
LDDS-350HW □	12~56	2~45	350	±5%	95%
LDDS-500HW □	12~56	2~45	500	±5%	95%
LDDS-700HW □	12~56	2~45	700	±5%	95%
LDDS-1000HW □	12~56	2~45	1000	±5%	96%

□ = Blank, W ; Blank: pin style, W: wire style

□ = Blank, B ; Blank: without Dimming, B: with 3in1 Dimming

# LDD-H&LDB-L series DC/DC LED Driver

## Features

- Constant current step-down mode (LDD-H) ;  
Constant current buck-boost mode (LDB-L)
- Wide input and output voltage range
- High efficiency up to 97%
- Comply with BS EN55015 and FCC part 15  
without additional input filter and capacitors
- PWM dimming and remote ON/OFF control
- Protections: Short circuit / Over temperature
- Fully enclosed plastic case (UL 94V-0)
- Class III safety voltage application
- 3 years warranty

		LDD-300~1000H/HW/HS LDD-1200/1500H/HW	LDB-300~600L/LW
			
Output current accuracy		±3% at 24VDC input; ±4% at 48VDC input for LDD-H/HW; ±5% at 48VDC input for LDD-HS	±5% at 24VDC input (Typical)
PWM dimming & ON/OFF control	Remote ON/OFF	Leave open if not used ▪ Power ON with dimming: DIM ~ -Vin >2.5~6VDC or open circuit ▪ Power OFF: DIM ~ -Vin <0.8VDC or short	▪ Power ON with dimming: DIM ~ -Vin >2~10VDC or open circuit ▪ Power OFF: DIM ~ -Vin <0.5VDC or short
	PWM frequency	100~1KHz	1KHz
Short circuit		Regulated at rated output current, can be continued, auto-recovery	
Over temperature protection		Shut down, recovers automatically after temperature goes down	
Working temperature		-40~+85°C (refer to output derating curve)	-40~+71°C (refer to output derating curve)
EMC standards		BS EN55015, BS EN61547, BS EN61000-4-2,3,4,6,8, FCC part 15 class B	
Operating case temp. (max.)		100°C	110°C
Dimension (LxWxH)(mm)		LDD-H/HW: 31.8x 20.3x 12.2 LDD-HS: 31.8x 20.3x 11.4	31.8x 20.3x 12.2

## LDD-H Series



Model No.	Input (VDC)	Output		Io Tol.	Effi.
		Voltage (VDC)	Current (mA)		
LDD-300H□	9~56	2~52	300	±4%	97%
LDD-350H□	9~56	2~52	350	±4%	97%
LDD-500H□	9~56	2~52	500	±4%	97%
LDD-600H□	9~56	2~52	600	±4%	97%
LDD-700H□	9~56	2~52	700	±4%	97%
LDD-1000H□	9~56	2~52	1000	±4%	97%
LDD-1200H△	9~52	2~46	1200	±5%	95%
LDD-1500H△	9~52	2~46	1500	±5%	96%

□ = Blank, W, S ; Blank: pin style, W: wire style, S: SMD style  
△ = Blank, W ; Blank: pin style, W: wire style

## LDB-L Series




Model No.	Input (VDC)	Output		Io Tol.	Effi.
		Voltage (VDC)	Current (mA)		
LDB-300L△	9~36	2~40	300	±5%	90%
LDB-350L△	9~36	2~40	350	±5%	90%
LDB-500L△	9~30	2~32	500	±5%	91%
LDB-600L△	9~28	2~30	600	±5%	91%

△ = Blank, W ; Blank: pin style, W: wire style

# LDD-DA series DC/DC LED Driver

## Features

- Constant current step-down mode
- Wide input and output voltage range
- High efficiency up to 95%
- Comply with BS EN55015/FCC part 15 for radiation emission without Additional input filter and capacitors.
- Class III safety voltage application
- DALI dimming function
- Protections: Short circuit / Input under voltage lockout
- Fully enclosed plastic case
- 3 years warranty



Output current accuracy (Typ.)		±5% at 48VDC input (350~1050mA), 24VDC input (1400mA) (Typical)
PWM dimming & ON/OFF control	Remote ON/OFF	Leave open if not used • Power ON with dimming : PWM DIM~Vin >1.2 ~5VDC or open circuit • Power OFF: PWM DIM~Vin <0.1 VDC or short • Max operation voltage 5.5 VDC
	PWM frequency	200Hz only
Analog dimming & ON/OFF control	Remote ON/OFF	Leave open if not used • Power ON with dimming : Analog DIM~Vin >0.1~2.5VDC or open circuit • Power OFF: Analog DIM~Vin <0.1VDC or short • Max operation voltage 5. 5 VDC
	Short circuit protection	
Input under voltage lockout	Power up (Typ.)	4.2VDC
	Power down (Typ.)	3.8VDC
Working temperature		-40~+85°C (refer to output derating curve)
Safety standards		EAC TP TC 004 approved
EMC standards		BS EN55015, BS EN61547, BS EN61000-4-2,3,4,6,8, EAC TP TC 020
Operating case temp. (max.)		100°C
Dimension (LxWxH)(mm)		40.6x 23.5x 10.1

## LDD-DA Series



Model No.	Input (VDC)	Output		Io Tol.	Effi.	Dimming
		Voltage (VDC)	Current (mA)			
LDD-350H-□DA	6~50	3~45	350	±5%	95%	PWM+Analog
LDD-700H-□DA	6~50	3~45	700			
LDD-1050H-□DA	6~50	3~45	1050			
LDD-1400H-□DA	6~40	3~36	1400			

□ = Blank, W; Blank: pin style, W: Wire style

# LDD-L series DC/DC LED Driver

## Features

- Constant current step-down mode
- Wide input and output voltage range
- High efficiency up to 95%
- Comply with BS EN55015/FCC part 15 for radiation emission without Additional input filter and capacitors.
- Compact size
- Protections: Short circuit / Over temperature (LDD-300~700)
- Fully enclosed plastic case (UL 94V-0)
- Economic, high reliability
- Class III safety voltage application
- 3 years warranty



Output current accuracy (Typ.)		±5% at 24VDC input (Typical)	
PWM dimming & ON/OFF control	Remote ON/OFF	Leave open if not used ■ Power ON with dimming: DIM ~ -Vin >3.5~8VDC or open circuit ■ Power OFF: DIM ~ -Vin <0.5VDC or short	■ Power ON with dimming: DIM ~ -Vin >2.6~5.5VDC or open circuit ■ Power OFF: DIM ~ -Vin <0.4VDC or short
	PWM frequency	100~1000Hz	100~500Hz
Analog dimming & ON/OFF control	Remote ON/OFF	None	Leave open if not used ■ Power ON with dimming: DIM ~ -Vin >0.5~2.5VDC or open circuit ■ Power OFF: DIM ~ -Vin <0.4VDC or short
	Short circuit protection	Regulated at rated output current; can be continued, auto-recovery	
Over temp. protection	Shut down, auto-recovery		None
Working temperature	-40~+85°C		-40~+71°C
Safety standards	EAC TP TC 004 approved		
EMC standards	BS EN55015, BS EN61547, BS EN61000-4-2,3,4,6,8, FCC part 15 class B, EAC TP TC 020		
Operating case temp. (max.)	100°C		
Dimension (LxWxH)(mm)	L/LW: 22.6x 9.9x 8.9 LS: 25.4x 10.5x 9.3		L/LW: 31.8x 20.3x 12.2 LS: 31.8x 20.3x 10.9

## LDD-L Series



Model No.	Input (VDC)	Output		Io Tol.	Effi.	Dimming
		Voltage (VDC)	Current (mA)			
LDD-300L □	9~36 (9~32 for S style)	2~32 (2~28 for S style)	300	±5%	95%	PWM
LDD-350L □			350			
LDD-500L □			500			
LDD-600L □			600			
LDD-700L □			700			
LDD-1000L □	6~36	2~30	1000			PWM+Analog
LDD-1200L □			1200			
LDD-1500L □			1500			

□ = Blank, W, S ; Blank: pin style, W: Wire style, S: SMD style

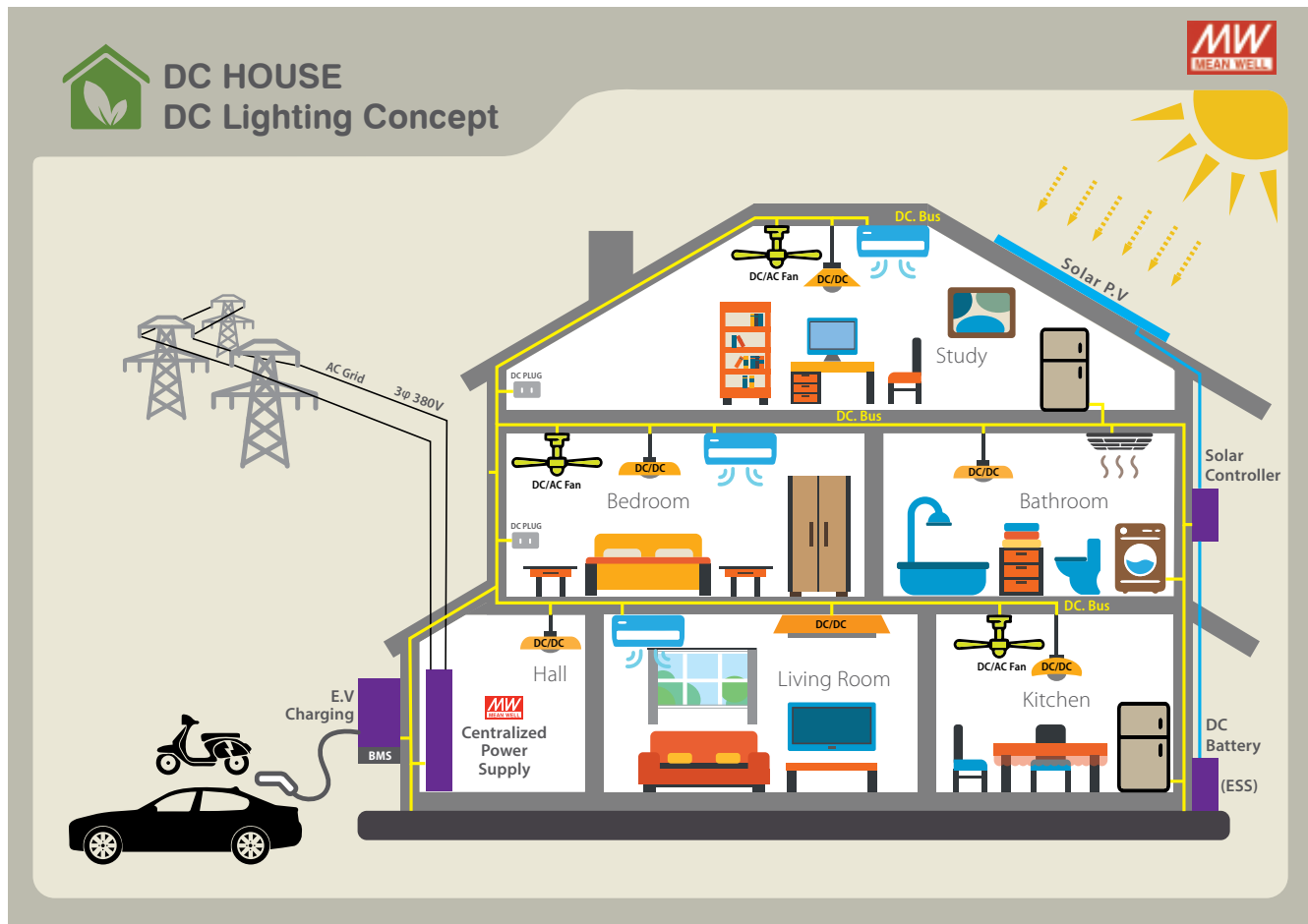


# DC House

As increases in energy costs and demands to reduce fossil-based emissions are accelerating a worldwide call for clean energy and efficient power consumption, the DC House is far beyond a concept but necessary infrastructure. MEAN WELL is proud to introduce a new DC centralized bus for indoor device applications to reduce power loss issue.

With nearly four decades of experience in power supply design and manufacturing, MEAN WELL provides power solutions for DC centralized bus and DC lighting applications with complete enclosed type and DC to DC LED driver product portfolios. The DC centralized bus is easily integrated into a renewable energy system to reduce power consumption and total cost.

Please refer to the below diagram for a brand new “DC WORLD “.



## DC Centralized Bus for Lighting Application Selection Guide


Voltage type	Front-end (AC to DC Enclosed type)	Back-end (DC to DC LED driver)	Dimming function
Low Voltage bus (48V)	UHP-1500(1Ø3W) RST-5000/10000 (3Ø4W) SHP-10K(3Ø3W) <i>Under Development</i>	NLDD-H series LDDS-HWB series LDD-H-DA series	·PWM ·0-10V ·DALI
High Voltage bus (380V)	UHP-1500(1Ø3W) <i>Releasing in 2021,Q4</i> RST-7K5/15K (3Ø4W) <i>Under Development</i> SHP-10K(3Ø3W) <i>Under Development</i>	NHDD series <i>Releasing in 2021,Q4</i>	·PWM ·Dim with DAP-04 for DALI system

Note: For detail enclosed type specification, please refer our industrial power supply catalog.

# NHDD series DC/DC LED Driver

## Features

- Constant Current mode output
- For DC 380V BUS lighting luminaire
- Driver on Board (DoB) Solution available
- Plastic housing and Fully encapsulated
- Built-in PWM and Remote ON/OFF control
- Protections: short circuit/over temperature
- 5 years warranty



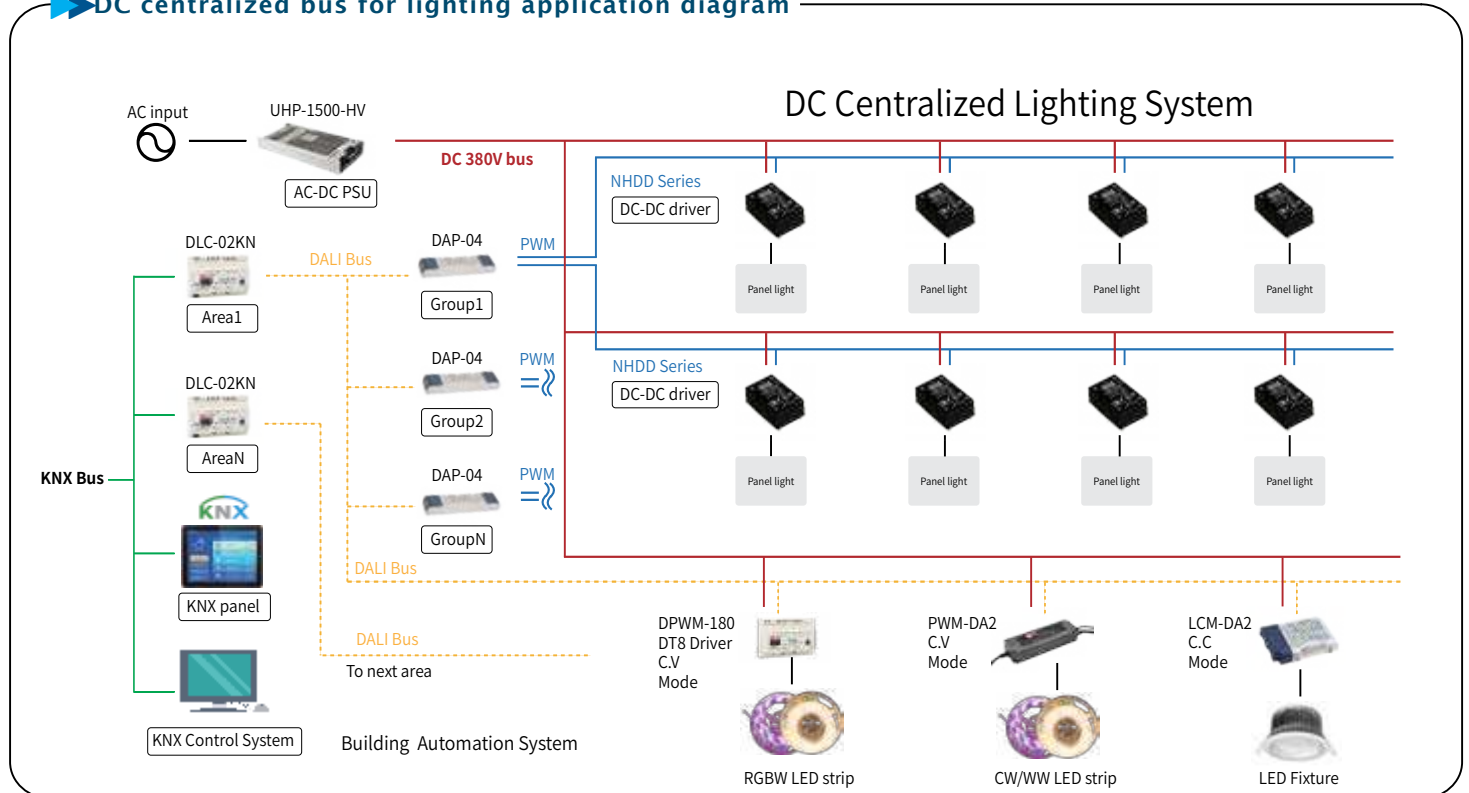
Output current accuracy	±5% at 380VDC input (Typical)	
PWM dimming & ON/OFF control	Remote ON/OFF	Leave open if not used ■ Power ON with dimming: DIM ~ -Vin >2.5~5VDC or open circuit ■ Power OFF: DIM ~ -Vin <0.8VDC or short
	PWM frequency	100~1KHz
Short circuit	Hiccup mode, recovers automatically after fault condition is removed	
Over temperature protection	Tcase>85°C±5°C, derate power automatically	
Working temperature	-30 ~ +85°C (Please refer to "OUTPUT LOAD vs TEMPERATURE" section)	
EMC standards	BS EN55015, BS EN61547, BS EN61000-4-2,3,4,6,8	
Operating case temp. (max.)	<85°C	
Dimension (LxWxH)(mm)	32.1x 20.5x 12.5mm	



Model No.	Input	Output		Io Tol.	Effi.
		Voltage	Current		
NHDD-40-100 □	360~400V	355V (typical)	100mA	±15%	95%

□ = Blank, W, ; Blank: pin style, W: Wire style,

## DC centralized bus for lighting application diagram



# SPD series Surge Protection Device

## SPD-10-320S

## SPD-10S-277S

## 10kA Surge Protection Device



85x 37x 40 mm  
(LxWxH)

56.76x 46.36x 26 mm  
(LxWxH)

- UL1449, Type 4, BS EN/IEC61643-11(SPD-10S)
- Line to Ground & Line to Line protected
- Series connection type
- LED status indicators
- IP67 (SPD-10-320S); IP66 (SPD-10S)
- Suitable for surge protection of LED drivers
- Thermally protected




Model No.	SPD-10-320S	SPD-10S-277S
Operating voltage	120~320VAC, 50/60Hz	120~277VAC, 50/60Hz
MCOV (Max. continuous operating voltage)	320VAC	277VAC
Continuous Current (max.)	5A	3.5A
UP (Voltage protection level)	L-N:1200V L-G/PE: 1500V N-G/PE: 1500V	L-N: 1260V L-G: 1260V N-G: 1300V
IN (Nominal discharge current)	5kA,8/20 $\mu$ s	
Max. surge current (8/20 $\mu$ s)	10kA,8/20 $\mu$ s	
Operating temperature	-40~+70°C	-40~+85°C
Safety standard	BS EN61643-11: 2012	UL1449 Type 4, BS EN/IEC 61643-11

## SPD-20

## SPD-20HP

## 20kA Surge Protection Device



90x 70x 50 mm  
(LxWxH)

71.6x 67.7x 32 mm  
(LxWxH)

- UL1449, Type 2 (SPD-20), Type 4 (SPD-20HP) component assemblies
- Line to Ground & Line to Line protected
- Parallel (3 wires) connection style (SPD-20)
- Series connection style (SPD-20HP)
- LED status indicators
- IP67 (SPD-20); IP66 (SPD-20HP)
- Suitable for surge protection of LED drivers
- Thermally protected (SPD-20HP)



Model No.	SPD-20-240P	SPD-20-277P	SPD-20HP-277S	SPD-20HP-480S
Operating voltage	240VAC, 50/60Hz	277VAC, 50/60Hz	120~277VAC, 50/60Hz	347~480VAC, 50/60Hz
MCOV (Max. continuous operating voltage)	300VAC	320VAC		510VAC
MLV (Measured limiting voltage)	---		L-N:810V, L-G:1560V, N-G: 1570V	L-N:1400V, L-G:1560V, N-G: 1570V
VPR (Voltage protection rating)	$\leq$ 1500V (L-FG, N-FG, L-N)		---	
UP (Voltage protection level)	---		L-N:1000V, L-G/PE:3800V, N-G/PE: 2900V	---
IN (Nominal discharge current)	5kA		10kA	
Max. surge current (8/20 $\mu$ s)	20kA			
SCCR (Short circuit current rating)	5kA		---	
Response time	<25ns		---	
Operating temperature	-40~+70°C		-40~+75°C	
Safety standard	UL1449 3 <sup>rd</sup> Edition, TUV BS EN61643-11 approved	UL1449 3 <sup>rd</sup> Edition approved	UL1449 4 <sup>th</sup> Edition, BS EN61643-11 approved	UL1449 4 <sup>th</sup> Edition approved
Connection [L (Black)/N (White)/FG (Green)]	FEP 10AWG (15cm)		---	

# ICL-16 & PIR-045

## ICL-16

## AC Inrush Current Limiter



- 23A inrush limiting current, 16A continuous
- 180~264VAC AC input
- Integrated bypass relay, no simple NTC
- Internal thermal protection
- Installed on DIN Rail TS-35/7.5 or 15 (ICL-16R)
- -30~+70°C wide working temperature

Model No.	ICL-16R	ICL-16L
AC Input voltage	180 ~ 264VAC	
Inrush current limiting	23A	
Internal protection	Thermal fuse protects overload and fire	
AC continuous rated current	16A continuous	
Working temperature	-30~+70°C	
Safety standards	IEC62368-1(LVD)	
EMC emission	BS EN55032, BS EN61000-3-2,3, BS EN55024, BS EN55035, BS EN61000-6-2, BS EN61000-4-2,3,4,5,6,8,11	
Dimension(LxWxH)(mm)	35x 90x 54.5	175x 42x 24

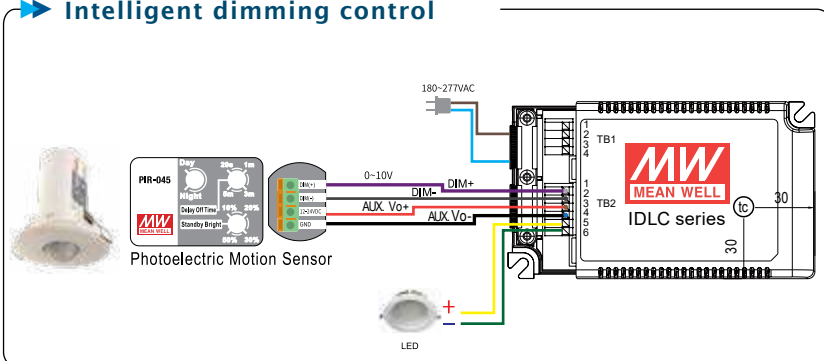
## PIR-045

## Photoelectric Motion Sensor

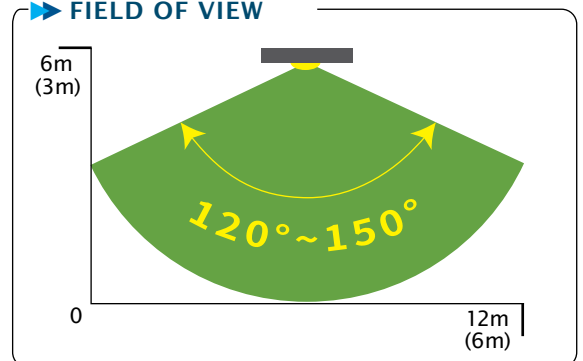


- Operating voltage: 12~24VDC
- Output dim voltage: High=10V ; Low=1V/2V/3V/5V selected by standby bright
- Sensing distance:  $\leq 6$  meters
- Sensing angle:  $<120^{\circ} \sim 150^{\circ}$
- Standby bright: 10%, 20%, 30%, 50%;
- Delay off time: 20s, 1 min, 3min, 5min
- Dimming mode: gradually ON and OFF
- Operating temperature: -10~+40°C
- Energy saving, high sensitivity and compatibility, easy to install
- Dimension(DxH): 60x 71.3mm
- 2 years warranty

### Intelligent dimming control



### FIELD OF VIEW



# DAP-04

DALI to PWM Converter

## Features

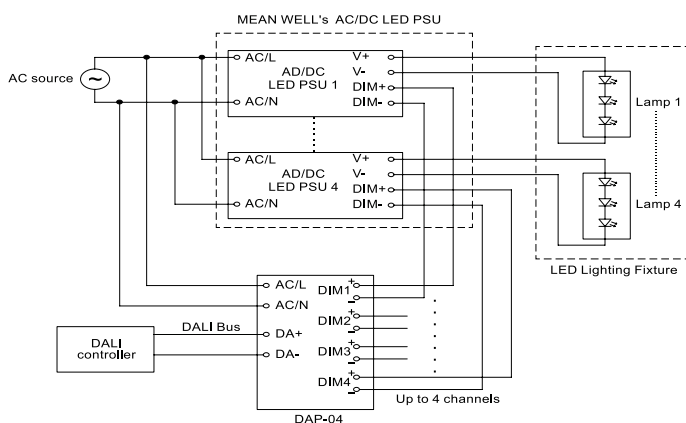
- Convert DALI signal to PWM signal
- Comply with DALI standards (IEC62386-101,102,207)
- Universal AC input (90 to 305VAC)
- 4 DALI addressable output channels
- Built-in push dim function
- Linear or logarithm dimming curve selectable (comply with IEC62386-207)
- Built-in relay for ON/OFF control of LED PSU
- Fully isolated plastic case
- Class II, no FG
- Power consumption < 0.5W
- Suitable to use along with MEAN WELL's AC/DC LED PSU with 3-in-1 dimming function
- Two models for choice:
  - Blank-Type:** 4 channels with 4 DALI addresses
  - S01-Type:** 4 channels with 4 or 1 DALI address selectable
- 3 years warranty



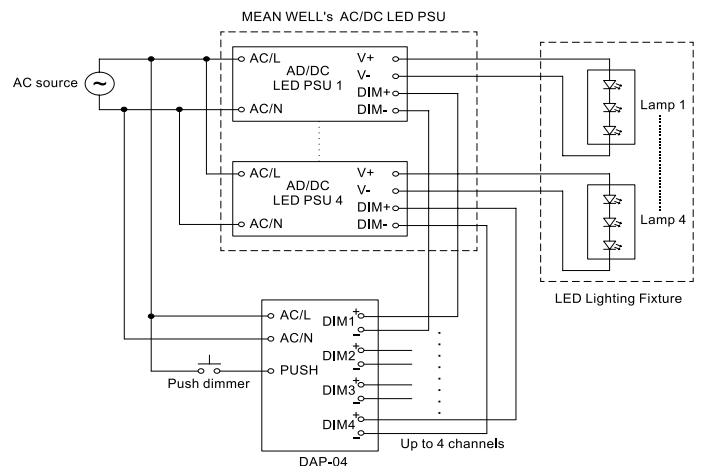
Model No.	DAP-04	DAP-04-S01
AC input voltage range	90~305VAC ; 127~431VDC	
Power consumption(typ.)	0.5W	
Dimming range	1~100%	
Output signal	PWM, 1KHz	
Output channel	4 channels with 4 DALI addresses	4 channels with 4 or 1 DALI address selectable
Output PWM logic	Active high or active low selectable	Active high
Working temperature	-30~+60°C (refer to output derating curve)	
Safety standards	BS EN61347-1, BS EN61347-2-11, BS EN61058-1 clause 8/17/20/25, EAC TP TC 004 AS/NZS62368 approved	
DALI standards	Comply with IEC62386-101, 102, 207	
EMC standards	BS EN55015, BS EN61000-3-2,3, BS EN61000-4-2,3,4,5,6,8,11, BS EN61547, EAC TP TC 020	
Dimension(LxWxH)(mm)	165x 46x 23	

## Connection of Dimming Operation

### DALI Dimming Solution



### Push Dimming Solution



# Smart Timer Dimming

## Smart Timer Dimming Function

MEAN WELL Smart timer dimming primarily provides the adaptive proportion dimming profile for the output constant current level to perform up to 14 consecutive hours. 3 dimming profiles hereunder are defined accounting for the most frequently seen applications. If other options may be needed, please contact MEAN WELL for details.

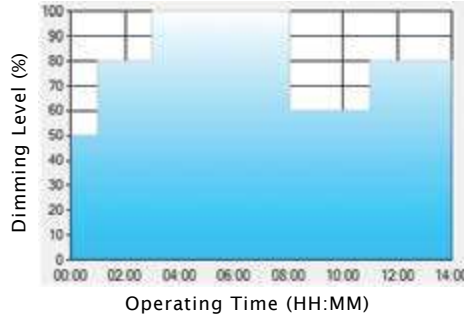
Ex : D01-Type: the profile recommended for residential lighting



Set up for D01-Type in Smart timer dimming software program

	T1	T2	T3	T4
TIME**	06:00	07:00	11:00	---
LEVEL**	100%	70%	50%	70%

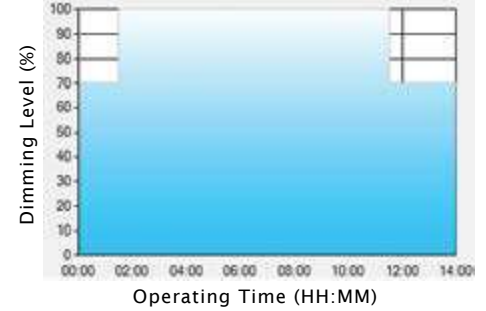
Ex : D02-Type: the profile recommended for street lighting



Set up for D02-Type in Smart timer dimming software program

	T1	T2	T3	T4	T5
TIME**	01:00	03:00	08:00	11:00	---
LEVEL**	50%	80%	100%	60%	80%

Ex : D03-Type: the profile recommended for tunnel lighting



Set up for D03-Type in Smart timer dimming software program

	T1	T2	T3
TIME**	01:30	11:00	---
LEVEL**	70%	100%	70%

\*\* : TIME matches Operating Time in the diagram whereas LEVEL matches Dimming Level.

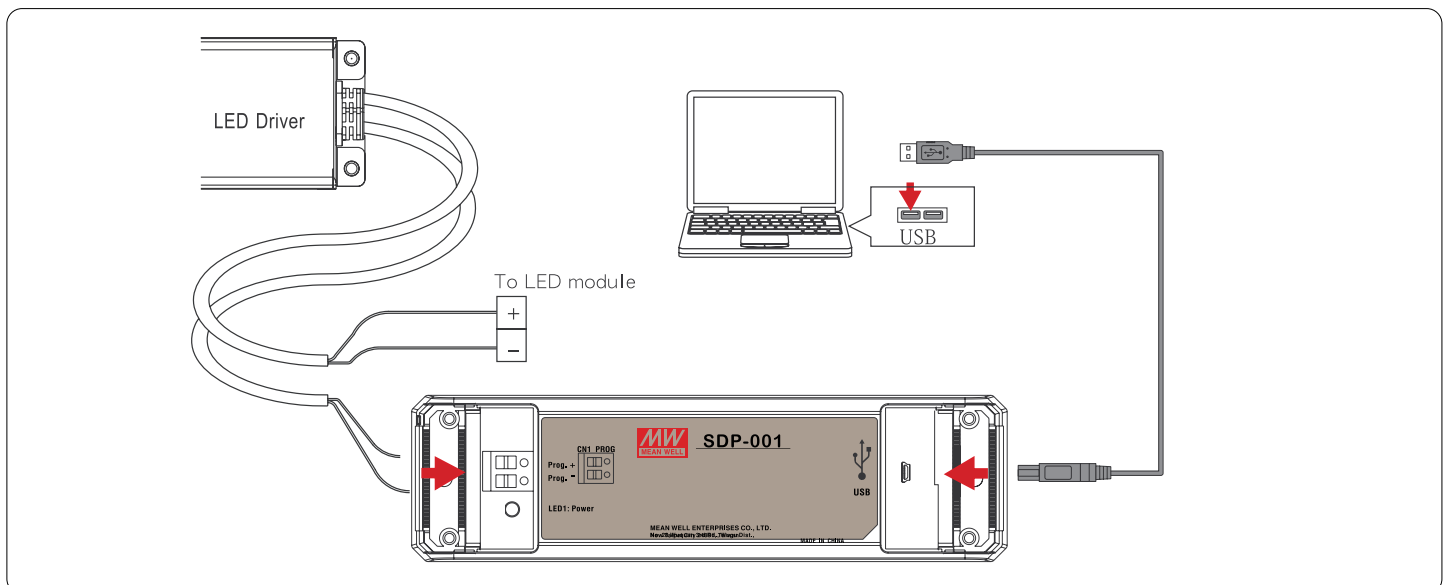
## SDP-001

## Smart Timer Dimming Programmer



SDP-001 is a programmer, particularly for MEAN WELL's Smart Timer Dimming Tool for LED lighting dimming function, reading or writing various parameters designated by users.

- Simple connection and configuration
- Push terminal and mini-USB port
- No need of battery or AC power



# DALI-2 Digital lighting system

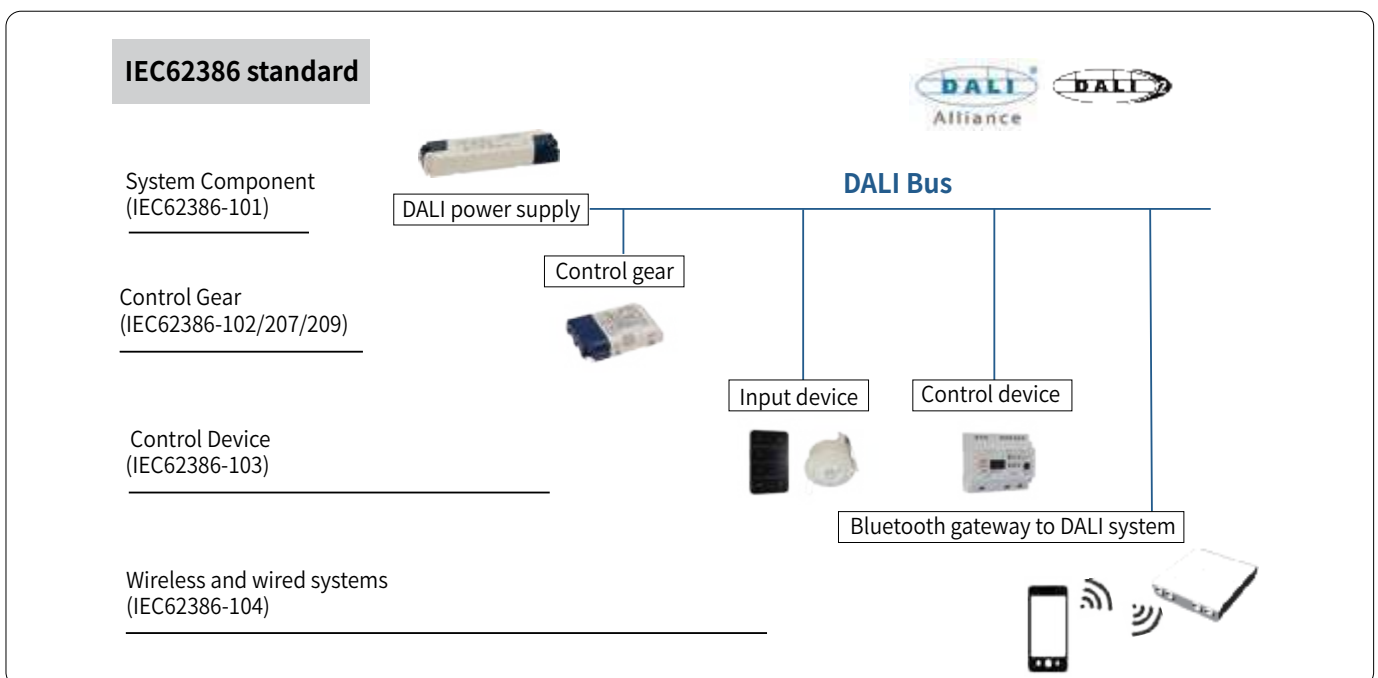
- 93 DLP-04 DALI Power supply  
LCM-25/40/60DA2 (C.C Mode)  
PWM-60/90/120/200DA2 (C.V Mode)
- 94 DALI-2 Controller



**moorgen**  
CERTIFIED PARTNER

Digital Addressable Lighting Interface(DALI) is a lighting control communication protocol based on IEC 62386 standard with interoperability of control devices in digitally control lighting systems.

A DALI network consists of a DALI power supply (Part-101),a control device (Part-103), or an input device(ex.PIR/Lux sensors and wall dimmer devices), and a control gear to connect with LED luminaires (Part-102).It enables the installer to modify grouping and scene-setting at any time without re-wiring,reducing reconstruction fee and time.



# DLP/LCM/PWM series

## DLP-04



DLP-04L

DLP-04R

## DALI Bus Power Supply

- Compact size with 25U(35mm) width(type R)
- Universal AC input / Full range
- Withstand 300VAC surge input for 5 seconds
- Isolation class II
- No load power consumption <0.5W(type L)
- Protections: Short circuit / Over voltage
- Cooling by free air convection
- 3 color LED for status indicator (type R)
- Installed on DIN rail TS-35/7.5 or 15(type R)
- 3 years warranty

Model No.	DLP-04L	DLP-04R
Rated DC voltage	16V	
Rated current	240mA (max.)	
Input voltage range	90~264VAC ; 120~370VDC	
Rated power	3.84W	
Working temperature	-20~+60°C (refer to output derating curve)	
Safety standards	BS EN61347-2-11, EAC TP TC 004 approved	
DALI standards	Compliance to IEC62386-101	
EMC emission	Compliance to BS EN55015, BS EN61547, BS EN61000-3-2,-3, EAC TP TC 020	
Dimension(mm)	145x 38x 22(LxWxH)	35x 90x 54.5 (WxHxD)

## LCM-25/40/60DA2



LCM-25DA2  
L105x W68x H23mm

LCM-40/60DA2  
L123.5x W81.5x H23mm

## 25~60W DALI-2 Constant Current LED Driver

- Constant Current mode output with multiple levels selectable by dip switch
- Emergency lighting application is available according to IEC61347-2-13
- Built-in active PFC function and class II design
- Standby power consumption <0.5W
- Functions: DALI-2 interface, push dimming synchronization up to 10units
- 3 years warranty

Model No.	Output	Io Tol.	Efficiency
LCM-25DA2	350mA~1050mA, 6~54V	±5%	86%
LCM-40DA2	350mA~1050mA, 2~100V	±5%	91%
LCM-60DA2	500mA~1400mA, 2~90V	±5%	92%

## PWM-60/90/120/200DA2



PWM-60DA2  
L150x W53x H35mm

PWM-90/120DA2  
L171x W63x H37.5mm(90W)  
L191x W63x H37.5mm(120W)

PWM-200DA2  
L195x W68x H39.5mm

## 60~200W DALI-2 Constant Voltage LED Driver

- Constant voltage PWM style output
- Emergency lighting application is available according to IEC61347-2-13
- Built-in active PFC function and class II design
- No load power consumption <0.5W/ standby power consumption <0.5W
- Fully encapsulated with IP67 level
- Function options: 3 in 1 dimming (dim-to-off); DALI/DALI-2
- Minimum dimming level 0.2%
- Typical lifetime>50000 hours and 5 years warranty

### PWM-60 Series

Model No.	Output	Tol.	Effi.
PWM-60-12DA2	12V, 0~5A	±4%	86.0%
PWM-60-24DA2	24V, 0~2.5A	±3%	89.0%

### PWM-90 Series

Model No.	Output	Tol.	Effi.
PWM-90-12DA2	12V, 0~7.5A	±4%	88.0%
PWM-90-24DA2	24V, 0~3.75A	±3%	90.5%
PWM-90-48DA2	48V, 0~1.88A	±1%	90.5%

### PWM-120 Series

Model No.	Output	Tol.	Effi.
PWM-120-12DA2	12V, 0~10A	±4%	88.0%
PWM-120-24DA2	24V, 0~5A	±4%	90.0%

### PWM-200 Series

Model No.	Output	Tol.	Effi.
PWM-200-12DA2	12V, 0~15A	±4%	92.0%
PWM-200-24DA2	24V, 0~8.3A	±4%	93.0%
PWM-200-36DA2	36V, 0~5.5A	±2%	94%
PWM-200-48DA2	48V, 0~4.17A	±1%	94%



# DLC-02 series

DLC-02

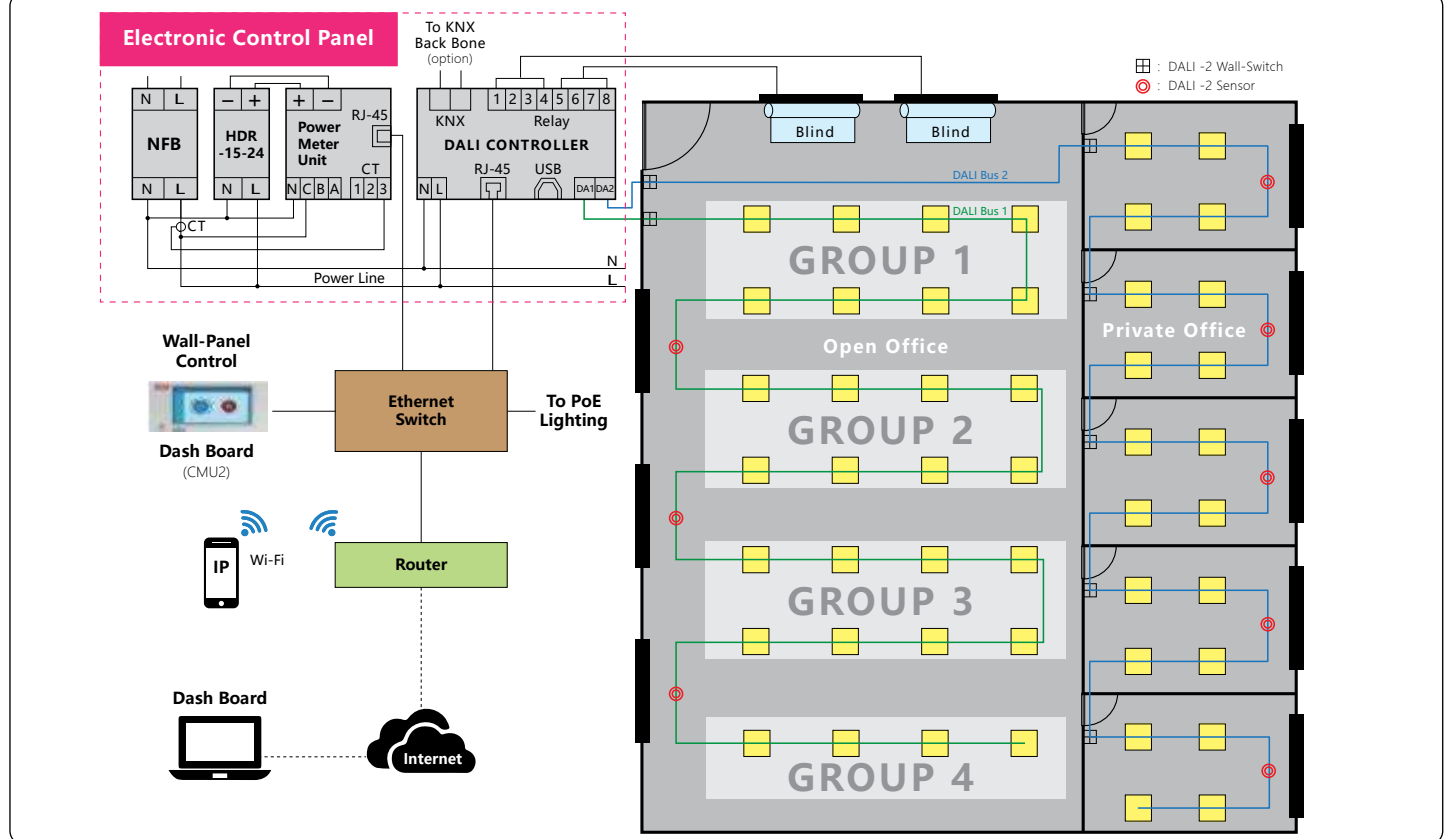
DALI-2 Controller



- DALI-2 multi-master application controller
- Two independent DALI Bus channels with built in bus power supply (up to 250mA per bus)
- Connect up to 2x64 DALI ECGs/Driver and up to 2x12 DALI input devices
- LCD display, LED indicators and buttons for local operation
- Built in with 250V/10Ax4 relay
- Easy installation and configuration via PC software or web browser
- Simplify configuration, Plug and Play
- Multiple control effect based on the time event and input devices
- KNX to DALI gateway(KNX version)
- 5 years warranty

<b>Model No.</b>	<b>DLC-02</b>
AC input Voltage Range	100-305VAC, 140~430VDC
BUS Voltage	Two Built-in DALI bus ;Voltage range;2x16V
BUS Rated Current	2x240mA
BUS Channel	2
USB intartace	1 USB slave connecceor.typeB
Working Temperature	-25~+45 C
Ethernet communication port	100MB/s via RJ45 connector
Safety Sandards	EAC TP TC 004 approved; Compliance to BS EN61347-1;BS EN61347-2-11
DALI Standards	Comply with IEC62386-101/103
EMC Emission	Compliance to BS EN55015, EAC TP TC 020,BS EN63044-5-2/EN63044-5-3
Dimension	144*90*58mm (L*W*H) 8 units wide
DIN RAIL Mounting	35mm rail

## Application Diagram-Office lighting





# Building Automation Solutions

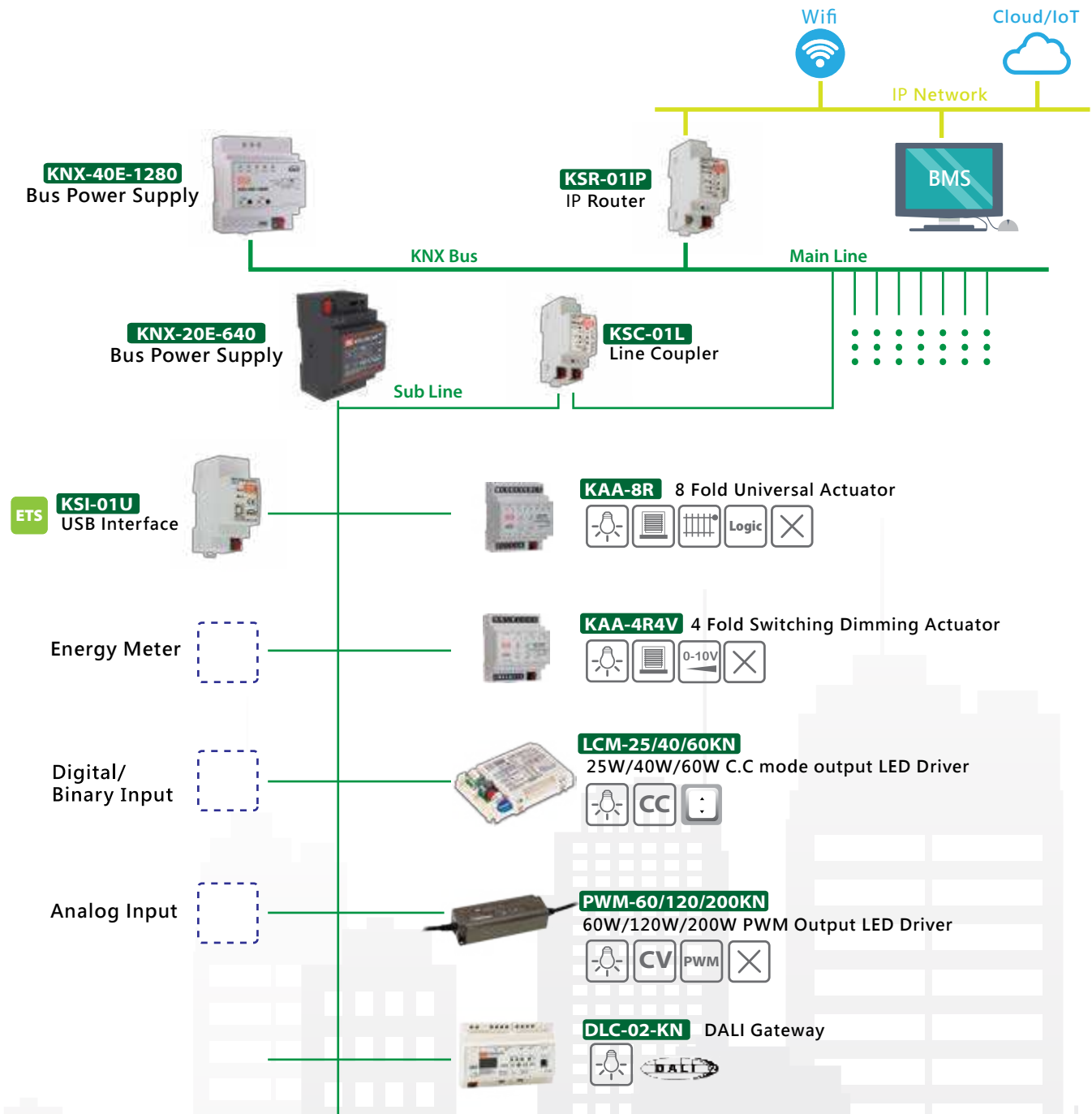
- 96 Product Tree
- 97 LCM/PWM Series
- 98 DLC-02-KN/KAA Series
- 99 KNX-20E-640  
KNX-40E-1280  
KSI-01U (USB Interface)  
KSR-01IP (IP Router)  
KSC-01L (Line Coupler)



**moorgen**<sup>™</sup>  
CERTIFIED PARTNER

The MEAN WELL KNX product range includes components covering the complete applications found in modern buildings, Ranging from lighting, shutter control to heating, ventilation and many more. Furthermore, with over 35 years experience of the industrial power supply, MEAN WELL provides a variety of standard power supplies for all kinds of applications such as safety, surveillance, video, audio... etc.

# Product Tree



Under Planning	Blind/Shutter Control	Logic Function	Constant Current Driving Mode	DC 0-10V Dimming Control
Lighting Control	Heating Control	Push Button Interface	Constant Voltage Driving Mode	PWM Style Output Mode
Data Secure				



Fast and Multi Language Support for any question of KNX product within 24 hr. For the details please check the last page.



# LCM/PWM series

## LCM-25/40/60KN

## 25~60W KNX Constant Current LED Driver



- KNX protocol
- Constant current mode output with multiple levels selectable by dip switch
- Support emergency lighting(EL)
- Constant lumen output
- Intergrated KNX push button interface
- Synchronization up to 10 units
- Functions: manual dim, operation hours, log/linear curve selection
- 3 years warranty

Model No.	Output	Io Tol.	Efficiency
LCM-25KN	350mA~1050mA, 6~54V	±5%	86%
LCM-40KN	350mA~1050mA, 2~100V	±5%	90%
LCM-60KN	500mA~1400mA, 2~90V	±5%	91%

## PWM-60/120/200KN

## 60~200W KNX Constant Voltage LED Driver



- KNX protocol
- Constant Voltage PWM style output with user changeable frequency up to 4KHz
- minimal dimming level 0.01%
- Built-in active PFC function
- Functions: operation hours, Constant lumen output, wattage feedback, log/linear/DALI curve selection
- 5 years warranty

Model No.	Output	Vo Tol.	Efficiency
PWM-60-12□	12V, 0~5A	±4%	86%
PWM-60-24□	24V, 0~2.5A	±3%	89%
PWM-120-12□	12V, 0~10A	±4%	88%
PWM-120-24□	24V, 0~5A	±4%	90%
PWM-200-12□	12V, 0~15A	±4%	92%
PWM-200-24□	24V, 0~8.3A	±4%	93%
PWM-200-36□	36V, 0~5.5A	±4%	94%
PWM-200-48□	48V, 0~4.17A	±4%	94%

□ =KNX/KNBST KN: KNX control technology ; KNBST: KNX control technology with BST14 connector

## DLC-02-KN

## KNX to DALI Gateway



- DALI-2 multi-master application controller
- Two independent DALI Bus channels with built in bus power supply (up to 250mA per bus)
- Connect up to 2x64 DALI ECGs/Driver and up to 2x12 DALI input devices
- LCD display, LED indicators and buttons for local operation
- Built in with 250V/10Ax4 relay
- Easy installation and configuration via PC software or web browser
- Simplify configuration, Plug and Play
- Multiple control effect based on the time event and input devices
- KNX to DALI gateway(KNX version)
- 5 years warranty

<b>Model No.</b>	<b>DLC-02-KN</b>	
AC input	Voltage Range	100-277VAC, 120-370VDC
	Frequency Range	50-60Hz
Input KNX Bus	Standard KNX connector	
BUS Voltage	Two Built-in DALI bus ;Voltage range;2x16V	
BUS Rated Current	2x240mA	
BUS Channel	2	
USB Interface	1USB slave connector, type-B	
Working Temperature	-25~+45 C	
Ethernet communication port	100MB/s via RJ45 connector	
Safety Standards	EAC TP TC 004 approved; Compliance to BS EN61347-1;BS EN61347-2-11	
DALI Standards	Comply with IEC62386-101/103	
EMC Emission	Compliance to BS EN55015, EAC TP TC 020,BS EN63044-5-2/EN63044-5-3	
Dimension	144*90*58mm (L*W*H) 8 units wide	
DIN RAIL Mounting	35mm rail	

## KAA-4R4V/KAA-8R

## KNX LED Dimmer/Universal/Actuator



- Dimming and switching LED driver and conventional electronic ballast(for KAA-4R4V)
- Linear or logarithmic dimming curve programmable via ETS software(for KAA-4R4V)
- 8 channel actuator in a compact size(for KAA-8R)
- For AX,C-load, capacitive & inductive of loads (for KAA-8R)
- Manual control via Push button
- Programmable various time and scene function
- 3 years warranty

Model No.	KAA-4R4V-10	KAA-8R	KAA-8R-10
KNX Bus voltage	21~31V		
Current consumption	<11mA	<6mA	
Power consumption	<250mW	<180mW	
Voltage range	0-10V	---	
NO. of control output	4	---	
MAX. current per output	50mA	---	
Nr. of relay	4	8	
Independent & potential-free per relay	Yes	---	
Ohmic load/Capacitive load	10A/220μF	16A/220μF	10A/220μF
MAX. inrush current	400A(max. 200μs),80A(max. 20ms)	800A(max. 200μs),165A(max.20ms)	400A(max. 200μs),80A(max. 20ms)
Safety standards	BS EN50491-3, BS EN60669-1, BS EN60669-2-1, BS EN60669-2-5		
EMC emission	BS EN50491-5-1,-2,-3, BS EN50090-2-2, BS EN60669-2-1, BS EN60669-2-5, BS EN63044-5-1,-2,-3		
Dimension(WxHxD)(mm)	72x 90x 57		

# KNX System Component

## KNX-20E/40E

## 640mA & 1280mA Bus Power Supply



- EIB / KNX power supply with Integrated choke
- Compact size with 3SU/4SU width
- Safety extra low voltage(SELV)
- 180~264VAC input
- No load power consumption <0.5W
- Protections: Short circuit / Overload(short-circuit-proof) / Over voltage
- Cooling by free air convection
- Isolation class I
- LED indicator for normal operation, bus reset and bus overload
- Installed on DIN rail TS-35/7.5 or 15
- Over voltage category III
- Wide operating temperature: -30~+70°C
- 3 years warranty



Model No.	V <sub>out1</sub> (with choke)	V <sub>out2</sub> (without choke)	I <sub>out</sub> (I <sub>1</sub> +I <sub>2</sub> )
KNX-20E-640	Bus, 30VDC	30VDC	640mA
KNX-40E-1280 <input type="checkbox"/> D	Bus, 30VDC	30VDC	1280mA

: Blank, D ; Blank= Basic function, D=Diagnostic function

## KSI-01U

## USB Interface



- No additional power supply required
- KNX commissioning addressing and parameters settings
- Long messages support up to 220 byte APDU
- 3 years warranty

## KSR-01IP

## IP Router



- KNX IP/TP routing
- Built-in web server
- KNX IP secure (optional)
- 3 years warranty

## KSC-01L

## Line Coupler



- KNX TP Line coupler/Repeater
- Telegram filtering function
- Long messages support up to 240 byte APDU
- 3 years warranty

# Comparison Chart

## ▶ PFC

Family		AC Input Range (VAC)	Potted	C.C./C.P./C.V. (Note 1)	IP	Dimming (Note 2)	Vo / Io Adj	Warranty (years)	Remark		
Series Name	Type										
XLG-25/50/75/100/150/200/240	Blank/A	100-305	✓	C.P.	67	3 in 1	Io	5			
	AB										
HLG-40H / 60H / 80H / 100H / 120H / 150H / 185H / 240H / 320H / 480H / 600H	A	90~305	✓	C.V.+C.C.	65	3 in 1	✓	7			
	B/AB										
	C (240W/320W only)				67	Timer	✓				
	Blank (40~320W)										
	D (option, 40~480W)										
	D2 (option, 480W only)										
HLG-60H-C / 80H-C / 120H-C / 185H-C / 240H-C / 320H-C / 480H-C	A	90~305	✓	C.C.	65	3 in 1	Io	7			
	B/AB										
	D (70~200W)				67	Timer	✓				
	D2 (option, 250~480W)										
	DA (option, 320W only)										
ELG-75 / 100 / 150 / 200 / 240	A	100~305	✓	C.V.+C.C.	65	3 in 1	✓	5			
	B/AB										
	Blank				67	Smart Timer	✓				
	D2										
	DA										
BE (150W only)	3 in 1										
ELG-300		100~305	✓	C.V.+C.C.	67		Io	5			
ELG-50-C / 75-C / 100-C / 150-C / 200-C / 240-C ELGT-150 / ELGC-300	A	100~305	✓	C.C.	65	3 in 1	Io	5	ELGC-300-ADA with DALI-2		
	B/AB										
	Blank (ELGC-300 except)				67	Smart Timer	✓				
	D2										
	DA /ADA(DALI-2)										
	BE (ELG-150-C only)										
AB (ELGC-300 only)	C.P. (ELGC-300 only)	3 in 1	Io	5							
XBG-100/160/240	A	90~305	✓	C.P.	67	3 in 1	Io	5			
	AB										
HBG	60		90~295	✓(half)	C.C.				5	1. Circular shape 2. Metal case (Plastic case for HBG-60)	
	100	A/AB	90~305	✓	C.C.	65	3 in 1	Io			
		B									
		Blank				67	DALI	✓			
		DA									
	160 / 200 / 240	A/AB	90~305	✓	C.V.+C.C.	65	3 in 1	Io			
		B									
		AB (200W only)				67	3 in 1	Io			
		Blank									
	DA	3 in 1	Io								
	60P		90~295		C.C.			Io			1. Circular shape 2. PCB type
	100P	A	90~305		C.C.	67	3 in 1	Io			
		B									
		DA									
160P / 240P	A	90~305					C.V.+C.C.	67	3 in 1	Io	
	B										
	DA (160W only)							DALI			
HBGC-300	A	90~305	✓	C.P.	67	3 in 1	Io	5	Circular shape		
	AB										
	ADA									DALI-2	

# Comparison Chart

Family		AC Input Range (VAC)	Potted	C.C./C.P./C.V. (Note 1)	IP	Dimming (Note 2)	Vo / Io Adj	Warranty (years)	Remark	
Series Name	Type									
HVG(C)- 65 / 100 / 150 / 240 / 320 / 480 / 650/1000	A	180~528	✓	HVG : C.V.+C.C.  HVGC : C.C.  HVGC- 480/650 /1000:C.P.	65	3 in 1	HVG: ✓ HVGC:Io	5	HVG-650/1000 AB-Type IP:67	
	B									
	AB									
	D (option, 65~150W)									
	D2 (option, 240~1000W)									
	DA (480W, 650W)						Timer			
	DA(1000W only)						Smart Timer			
FDL-65		180~295	✓	C.C.	65		Io	3		
SLD-50/80		110~305		C.V.+C.C			Io(56V)	3		
LDC- 35 / 55 / 80	B	180~264		C.P.		3 in 1	Io Adj	5	1. CP mode 2. Flirker free 3.55W with DALI-2	
	Blank									
	DA/DAL2									DALI /DALI-2 Push Dim
HLN-40H / 60H / 80H	A	90~305	✓ (60W/80W half)	C.V.+C.C.	64	3 in 1	✓	3		
	B									
LPF-16 □ / 25 □ / 40 □ / 60 □ / 90 □	D	90~305	✓	Blank Type : C.V.+C.C. D-Type : C.C.	67 (16W option)	3 in 1		5		
	Blank									
NPF-40□ / 60□ / 90□ / 120□ / 200□	D/V	90~305	✓	Blank Type : C.V.+C.C. D-Type : C.C. V-Type:C.V	67	3 in 1		5	1. NPF-200V with C.V Dimming	
	Blank									
PWM-40 / 60 / 90 / 120 /200	60~200DA/DAL2	90~305	✓	C.V.	67	DALI/DALI-2		5	PWM output	
	60/120/200									KNX/IoT
	Blank									3 in 1
IDLV-25 / 45 / 65	A	25W/45W: 90~295 65W: 180~295		C.V.		2 in 1		3	1. PWM output 2. Terminal block	
	Blank									
IDLC-25 / 45 / 65	A/Blank	25W/45W: 90~295 65W: 180~295		C.C.		2 in 1			1. Flicker free 2. Terminal block	
	DA (45~65W)					DALI				
ODLV-45 / 65	A	180~295		C.V.	67	2 in 1			PWM output	
	Blank					2 in 1 & Auxiliary DC				
ODLC-45 / 65	A/Blank	90~295		C.C.	67	2 in 1		3	Flicker free	
	DA					DALI				
OWA- 90 / 120 / 200		90~264 (OWA-120E: 180~264)	✓	C.C.+C.V.	67*			5	External type	
PLN-100		90~295		C.C.+C.V.	64		✓	2		
PLN-30 / 45 / 60		90~295		C.C.	64		✓	2		
PLN-20		90~277		C.C.	64		Io	2		
PLC-100		90~264		C.V.+C.C.			✓	2	Terminal block I/O	
PLC-30 / 45 / 60		90~264		C.C.			✓	2	Terminal block I/O	
PCD-16 / 25 / 40 / 60		A: 90~135 B: 180~295	✓ (16W/25W/ 60W half)	C.C.	42	AC Phase-Cut		3		



# Comparison Chart

Family		AC Input Range (VAC)	Potted	C.C./C.P./C.V. (Note 1)	IP	Dimming (Note 2)	Vo / Io Adj	Warranty (years)	Remark
Series Name	Type								
PLD-16 / 25 / 40 / 60		16W/40W/60W: A: 90~135 B: 180~295	✓ (16W/25W/ 60W half)	C.C.	42			3	
		25W: 90~295							
GSV30 / 60		30W: 180~264 60W: 180~264		C.V.				3	1.External type 2.with PFC
PLM-12 / 25		110~295		C.C.	30			2	Terminal block
PLM- 25E		180~295							
LCM-25 / 40 / 60 (EO)		25W: 180~277 40W/60W: 180~295		C.C.		EnOcean DALI & IoT DALI-2 KNX/EIB EnOcean DALI & Push DIM		3	1. Io level selectable 2. Terminal block
LCM-25/40/60(DA/DA2/IoT)									
LCM-25/40/ 60-KN									
LCM-40U / 60U (EO)									
LCM-40UDA / 60UDA									
		90~132							
IDPV-25 / 45 / 65	A/Blank	25W/45W: 90~295 65W: 180~295		C.V.			2 in 1	3	1. PCB type 2. Terminal block
IDPC-25 / 45 / 65	A/Blank DALI	25W/45W: 90~295 65W: 180~295		C.C.		DALI	2 in 1		1. PCB type 2. Flicker free 3. Terminal block
PLP-30 / 45 / 60		90~264		C.C.			Io	2	PCB type
HLP-40H / 60H / 80H		90~305		C.C.		3 in 1	✓	3	PCB type
ERPF-400		90~264	half	C.V.			Vo	3	

## ► Non-PFC

Family		AC Input Range (VAC)	Potted	C.C. or C.V. (Note 1)	IP	Max. Eff.	Warranty (years)	Remark
Series Name	Type							
APV-8 / 12 / 16 / 25 / 35		90~264	✓ (16W/35W half)	C.V.	42	85%	2	
APC-8 / 12 / 16 / 25 / 35		90~264	✓ (16W/35W half)	C.C.	42	84%	2	
APV-8E / 12E / 16E		180~264	✓ (16W half)	C.V.	42	83%	2	
APC-8E / 12E / 16E		180~264	✓ (16W half)	C.C.	42	83%	2	
LPL-18 / LPH-18 LPV-20 / 35 / 60 / 100 / 150 LPVL-150		LPL: 90~132 LPH: 180~264 LPV-20~100: 90~264 LPV-150: 180~305 LPVL-150: 90~132	✓	C.V.	67	90%	2	
LPLC-18 / LPHC-18 LPC-20 / 35 / 60 / 100 / 150		LPLC: 90~132 LPHC: 180~264 LPC-20~100: 90~264 LPC-150: 180~305	✓	C.C.	67	90%	2	
OWA-60		90~264	✓	C.V.+C.C.	67*	91%	5	External type
ERP -200/350		180~264	half	C.V.		90%	3	

**Note 1** C.V. represents Constant Voltage Mode Output, whereas C.C. represents Constant Current Mode Output; C.P. represents constant power mode output. For C.V.+C.C., C.C., and C.V. operations, please refer to Application Q&A section on MEAN WELL LED website. (The C.C. only LED power supplies are suitable for directly driving LED modules, but not suitable for connecting with additional DC-DC LED drivers.)

**Note 2** 3 in 1 dimming: 1~10Vdc (or 0~10Vdc), PWM signal, or resistance.

2 in 1 dimming: 1~10Vdc (or 0~10Vdc), PWM signal.

DALI: DALI control technology

BLE: Bluetooth mesh dimming

For Timer Dimming and Smart Timer Dimming function, please contact MEAN WELL for details.

**Note 3** \* IP67 design for power body

# Certification Chart

## ► Metal Case

● : Certified for whole series ; ▲ : Certified for assigned models

Standard Series	Class 2 power unit	UL8750 (type "HL")	UL62368-1 EN62368-1	UL879	EN61347-1, EN61347-2-13	PSE J61347-1, J61347-2-13	EN55015	EN61000-3-2 Class □	EN55032 Class □	CE	CB	CCC (Note 1)
XLG-25/50	●	●HL			●	●	●	C		●	●	●
XLG-75/100	●	●HL		12V/24V	●	●	●	C		●	●	●
XLG-150/200/240		●HL		12V/24V(150W)	●	●	●	C		●	●	●
ELG-75/100	●	●HL			●		●	C		●	●	●
ELG-150/200/240		●HL			●		●	C		●	●	●
ELG- 300		●HL			●		●	C		●	●	●
ELG-75-C		●HL			●		●	C		●	●	●
ELG-100-C		●HL			●		●	C		●	●	●
ELG-150-C		●HL			●		●	C		●	●	●
ELG-200-C		●HL			●		●	C		●	●	●
ELG-240-C		●HL			●		●	C		●	●	●
ELGC-300		●HL			●		●	C		●	●	●
HLG-40H/60H	●	●HL			●	▲	●	C		●	●	●
HLG-80H	●	▲HL			●	▲	●	C		●	●	●
HLG-100H	●	●HL			●	▲	●	C	B	●	●	●
HLG-120H/150H		●HL			●	▲	●	C	B	●	●	●
HLG-185H		●HL			●	▲	●	C	B	●	●	●
HLG-240H/320H		●HL	●240W	●240W	●	▲	●	C	B	●	●	●
HLG-480H		●HL			●	▲	●	C		●	●	●
HLG-600H		●HL			●	●	●	C		●	●	●
HLG-60H-C		●			●		●	C		●	●	●
HLG-80H-C		●			●		●	C		●	●	●
HLG-120H-C		●			●	▲ A type	●	C		●	●	●
HLG-185H-C		●			●	▲ A type	●	C		●	●	●
HLG-240H-C		●HL			●		●	C		●	●	●
HLG-320H-C		●HL			●		●	C		●	●	●
HLG-480H-C		●HL			●		●	C		●	●	●
HVG-65	●	●					●	C				
HVG-100	●	●HL					●	C				
HVG-150		●HL					●	C				
HVG-240		●HL										
HVG-320		●HL										
HVG-480		●HL										
HVGC-65		●			●		●	C		●	●	
HVGC-100		●			●		●	C		●	●	
HVGC-150		●HL			●		●	C		●	●	
HVGC-240		●HL			●		●	C		●	●	
HVGC-320		●HL			●		●	C		●	●	●
HVGC-480		●HL			●		●	C		●	●	
HVGC-650		●HL			●		●	C		●	●	●
HVGC-1000		●HL			●		●	C		●	●	●
XBG-100/160/240		●HL			●		●	C		●	●	●

Note1: CCC models are offered as optional models.

# Certification Chart

## ▶ Metal Case

● : Certified for whole series ; ▲ : Certified for assigned models

Standard Series	Class 2 power unit	UL8750 (type "HL")	EN62368-1/LVD	UL879	EN61347-1, EN61347-2-13	PSE J61347-1, J61347-2-13	EN55015	EN61000-3-2 Class □	EN55032 Class □	CE	CB	CCC (Note 2)
HBG-100/160(DA)		●HL			●		●	C		●	●	●
HBG-200(DA)		●HL			●		●	C		●	●	●
HBG-240(DA)		●			●		●	C		●	●	●
HBGC-300		●HL			●		●	C		●	●	●
FDL-65							●	C		●		●
FDLC-80/100					●		●	C				●
FDHC-100					●		●	C		●	●	●
LDC-35/55/80(DA)		●			●		●	C		●	●	●
ERP-200/350			●								●	●
ERPF-400			●						A	●	●	●

**Note 2** : CCC models for HBG-100/160/240 are offered as optional models; CCC models for LDC-35/55/80(DA), except for LDC-55-DA2

**Note** : CQC models for ERP-200/350

**HL** : Type HL LED Driver for use in Class I, Division 2 hazardous location luminaires.

## ▶ Plastic Case & PCB Type

■ : GS Mark ; ● : Certified for whole series ; ▲ : Certified for assigned models

Standard Series	Class 2 power unit	UL8750 (type "HL")	EN62368-1/LVD	UL879	EN61347-1, EN61347-2-13	PSE J61347-1, J61347-2-13	EN55015	EN61000-3-2 Class □	EN55032 Class □	CE	CB	CCC (Note 3)
APV-8		●					●	A		●		●
APV-12/16	●	●			●		●	A		●	●	●
APV-25/35	●	●						A	B	●		
APC-8		●					●	A		●		●
APC-12/16	●	●					●	A		●		●
APC-25/35	▲	▲						A	B	●		
APV-8E/12E/16E					●		●	A		●	●	
APC-8E/12E/16E					●		●	A		●	●	
GSV30/60					●		●	C		●		
HBG-60 (P)	●	●			●		●	C		●	●	●
HBG-100P/160P/240P		●			●		●	C		●	●	●
HLN-40/60/80H	●	●			●	●	●	C		●	●	●
HLP-40H/60H/80H	●	●					●	C		●	●	●
SLD-50/80	●	●HL			●		●	C		●	●	●
LCM-25/40/60(DA)(EO)		●			●		●	C		●	●	●
LCM-40U/60U(DA)(EO)		●										
LCM-25/40/60-KN					●		●	C		●	●	
IDLV-25(A)/45(A)/65(A)	●	●			●		●	C		●	●	●
IDLC-25(A)/45(A)/65(A)		●			●		●	C		●	●	●
IDPV-25(A)/45(A)/65(A)	●	●			●		●	C		●	●	●
IDPC-25(A)/45(A)/65(A)		●			●		●	C		●	●	●
ODLV-45(A)/65(A)		●			●		●	C		●	●	●
ODLC-45(A)/65(A)		●			●		●	C		●	●	●
ODLC-45-DA/65-DA		●			●		●	C		●	●	●

**Note 3** : CCC models for AP and HLN series are offered as optional models.

# Certification Chart

## Plastic Case & PCB Type

● : Certified for whole series ; ▲ : Certified for assigned models

Standard	Class 2 power unit	UL8750 (type "HL")	EN62368-1/LVD	UL879	EN61347-1, EN61347-2-13	PSE J61347-1, J61347-2-13	EN55015	EN61000-3-2 Class	EN55032 Class	CE	CB	CCC (Note 4)
LPL-18	●							A	B	●		
LPH-18	●		●					A	B	●	●	
LPV-20	●		●	●				A	B	●		
LPV-35	●		●					A	B	●	●	
LPV-60	▲		●	▲				A	B	●	●	
LPV-100		●	●	●				A	B	●		
LPV-150		●	●	●				A	B	●		
LPVL-150		●		●				A	B			
LPHC-18								A	A	●		
LPC-20	●		●	●				A	B	●		
LPC-35	●		●					A	B	●		
LPC-60	●		●					A	B	●	●	
LPC-100			●					A	B	●		
LPC-150			●					A	B	●		
LPF-16(D)/25(D)	●	●			●	▲Blank	●	C		●	●	●
LPF-40(D)/60(D)	●	●			●	▲Blank	●	C		●	●	●
LPF-90(D)	●	●HL			●	▲Blank	●	C		●	●	●
NPF-40(D)	●	●HL			●		●	C		●	●	●
NPF-60(D)	●	●HL			●		●	C		●	●	●
NPF-90(D)	▲	●			●		●	C	B	●	●	●
NPF-120(D)/200(V)		●HL			●		●	C		●	●	●
OWA-60E								A	B	●	●	
OWA-60U	●	●										
OWA-90E										●		
OWA-90U	▲	●								●	●	
OWA-120E										●		
OWA-120U		●										
OWA-200E		EN61558/60335							●	●	●	
OWA-200U			●									
PCD-16 (A/B)	●	●			▲ B type		▲ B type	C		▲ B type	●	●
PCD-25 (A/B)	●	●			▲ B type		▲ B type	C		▲ B type	●	●
PCD-40					●		●	C		●	●	●
PCD-60					●		●	C		●	●	
PLC-30	●				●	●	●	C		●	●	
PLC-45/60/100	●				●	●	●	C	B	●	●	
PLD-16 (A/B)	●	●			▲ B type		▲ B type	C		▲ B type	●	●
PLD-25	●	●			●		●	C		●	●	●
PLD-40					●		●	C		●	●	●
PLD-60					●		●	C		●	●	
PLM-12	▲Blank	▲Blank			●		●	C		●	●	●
PLM-25(E)	▲	▲Blank			●	●	●	C		●	●	●
PLN-20	●	●			●	●	●	C		●	●	●
PLN-30	●			●	●	●	●	C		●	●	●
PLN-45	●	●		●	●	●	●	C		●	●	●
PLN-60	●	●		●	●	●	●	C	B	●	●	●
PLN-100	●	●		●	●		●	C	B	●	●	
PLP-30/45/60	●	●			●		●	C		●	●	●
PWM-40	●	●HL			●		●	C		●	●	●
PWM-60	●	●HL			●		●	C		●	●	●
PWM-90	▲	●			●		●	C		●	●	●
PWM-120/200		●HL			●		●	C		●	●	●

Note 4 : Except for PLC, PLM-E and PLP series that the standard models are certified for CCC, CCC models are offered as optional models.  
HL: Type HL LED Driver for use in Class I, Division 2 hazardous location luminaires.

# Solutions

With more than 30 years experience, MEAN WELL, the leading brand of the power supply and LED driver, officially launches five solution websites, including LED lighting, LED display, Medical power, KNX smart building, and System power supply. Through these five websites, we hope to share our years of experience and knowledge of power supplies with you.

In each solution website, a comprehensive content was offered, covering from basic model recommendations to the thorough solutions offer for each application. If you are looking for those five related solutions, come and visit our website for answers! We hope our website can be another helpful resource for your next design.



Choose the right  
PSU & LED Drivers  
to Create  
A Brand New  
Experience  
for Customers



## LED Lighting Solution

- Outdoor Lighting
- Indoor Lighting
- High Bay Lighting
- Horticulture Lighting
- Specific Lighting



## LED Display Solution

- Indoor Full Color
- Outdoor Full Color
- Fine Pitch
- Rental



## Medical Power Solution

- Diagnostic Imaging System
- Analysis and Laboratory
- Home Healthcare
- Rehabilitation and Assistive Device



## KNX Smart Building Power Solution

- Indoor Lighting Control
- Heating System Control
- Blinder System Control
- Total Power Solution



## Configurable Power Solution

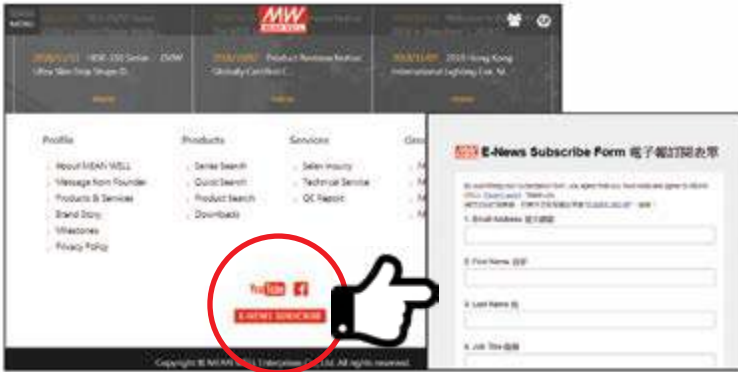
- Industrial Application
- Lighting Application
- Charging Application
- ICT Application
- Medical Application



# Media Kit

## MEAN WELL E-news

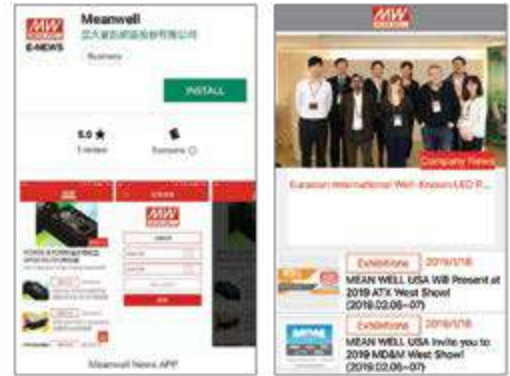
Find the "SUBSCRIBE" at the footer of MEAN WELL website. Fill in the E-News Subscribe Form, and last click the "SUBSCRIBE". Then, our confirmation e-mail will be sent to you.



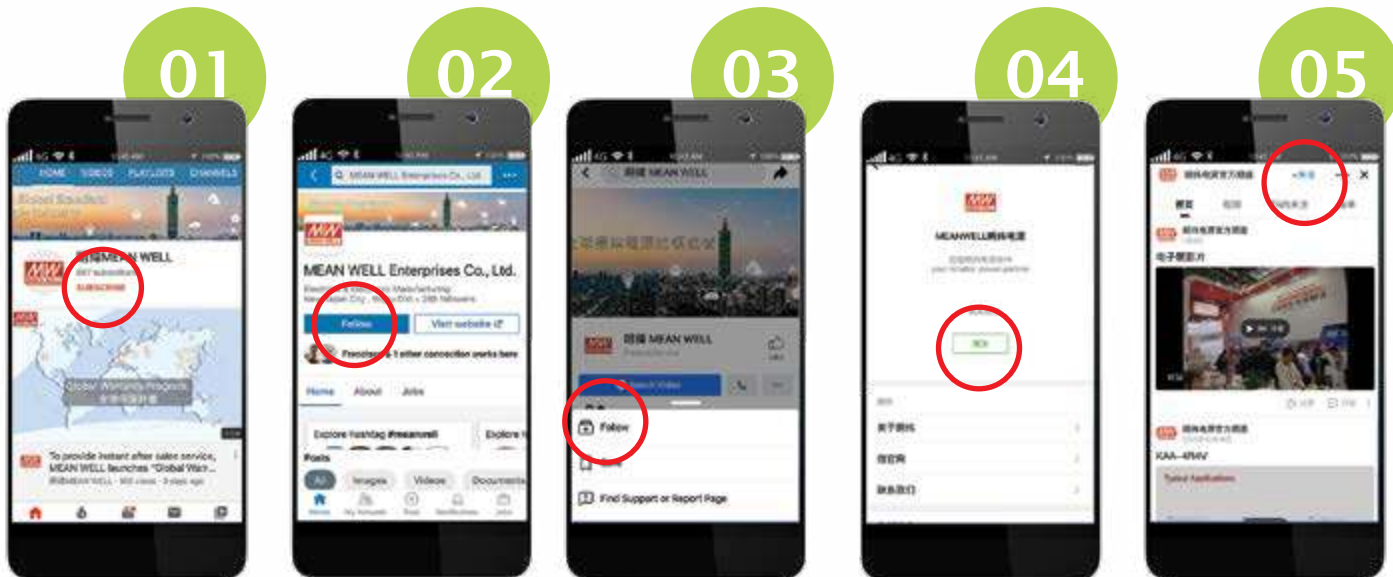
## MEAN WELL NEWS APP



Install MEAN WELL NEWS APP, and you won't miss our latest news.



## Social Media



### 01 YouTube

- Scan the QR code
- Press "SUBSCRIBE" button
- Turn on the bell. So you won't miss any videos.




### 02 LinkedIn

- Scan the QR code
- Navigate into MEAN WELL page and "Following" us.



### 03 Facebook

- Scan the QR code
- Find the icon  and choose "FOLLOW"
- Don't forget to "Like" us.



### 04 WeChat

- Search official account "MEAN WELL" in WeChat APP
- Click the "FOLLOW" button




### 05 YouKu

- Scan the QR code
- Press the "SUBSCRIBE" button on the top



# Powered by MEAN WELL



## Concept

MEAN WELL devoted to industrial PSU and LED drivers for years. Now, we ranked the top 5 global PSU manufacturers and the 2nd in LED drivers. Coincidentally, many equipment and lighting manufacturers use our products, which inspires us to come up with the “Powered by MEAN WELL” joint marketing plan.

## Purpose

Taking “Powered by MEAN WELL” as a starting point, we invite premium clients who agree with our brand spirit to become our “Reliable Power Partners”. We use “Powered by MEAN WELL” as our main co-marketing strategy for mutual brand promotion and to further achieve win-win situation.



PBM WEBSITE


# Modification Service for LED Driver Cables

Flexible Modification

Shorten Lead Time

Total Solution

MEAN WELL offers cable length modification service for input and output cables with waterproof connector or extend cable length to improve longer lead time issue . For detail modification solutions, please consult our sales for details.



For modification processing introduction,  
please check our video:



YouTube



YouKu






Remark:

- 1.MEAN WELL can support to modify the length of cable or reproduction with new cable.
- 2.There are 4 different length 30/60/90 or 120cm as our standard size and different size of waterproof connectors with M12/M15/M16/M19 for selection.If client needs mating connector, please consult MEAN WELL for details.
- 3.This modification service is suitable for XLG/HLG/ELG and XBG series.




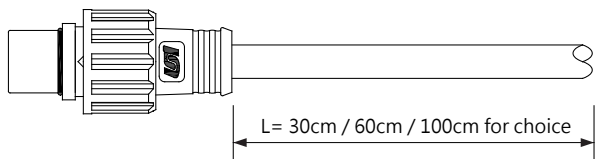
# Waterproof Connector

## Female Waterproof Output Connector (Power supply side)

Waterproof Connector	Pin Configuration (Female)								
	M12		M15		M20.5		M20.8		
		Order No. : M12-02		Order No. : M12-04		Order No. : M15-02		Order No. : M20.5-02	Order No. : M20.8-02
	2-pin (5A/PIN)	Suitable Current : 5A max.	4-pin (5A/PIN)	Suitable Current : 10A max.	2-pin (12A/PIN)	Suitable Current : 12A max.	2-pin (20A/PIN)	Suitable Current : 20A max.	Suitable Current : 20A max.

- ▶ The output cable can be modified to include different waterproof connectors by MEAN WELL. Minimum order quantity may vary for different models.
- ▶ We would suggest you to order the configurations of "M15 connector with length of 20cm / 30cm / 45cm / 60cm / 80cm / 100cm cables" due to its cost effectiveness and fast delivery. Ordering other connector type or cable lengths will have higher cost and longer lead-time.
- ▶ Suitable for CLG / HLG / HLG-C / HVG(C) / ELG / ELG-C / HBG / CEN / HSG / HLN / LPF / NPF / PWM series.

## Male Waterproof Output Connector with Cable (System side)

Figure	Drawing
	

- ▶ MEAN WELL offers male waterproof connectors with cable length of 30cm, 60cm, and 100cm as our standard mating accessories. These mating accessories need to be ordered together with PSU. For other length or cable style, the higher MOQ requirement and long lead-time will be expected. Please consult MEAN WELL for details.

## Order No.

**M12-02M-30-U1-UN**

① ② ③ ④ ⑤ ⑥

Connector Type: Male / Female

①	M12	M15	M20.5	M20.8
	UN & CH	UN & CH	UN only	CH only

No. of PIN

②	2P	4P	M15, M20.5 and M20.8 only have 2-pin choice
	2pin	4pin	

③	M	F
	Male (System Side)	Female (PSU Side)

Cable Length: Male with Cable

④	30	60	100
	30cm	60cm	100cm

Cable Length: Female with Cable

	20	30	45	60	80	100
	20cm	30cm	45cm	60cm	80cm	100cm


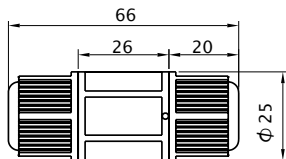
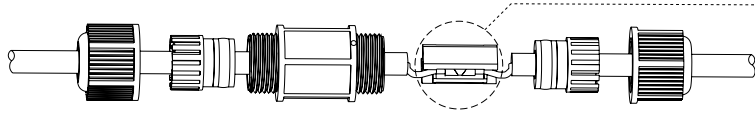
Cable Type

⑤	U1	E1
	SJTW (USA)	H05RN-F (EURO)

Brand Name

⑥	UN	CH
	UNICABLE (Made in Taiwan)	CHOGORI (Made in China)

## Waterproof Cable Joiner

	
Order No. : CJ04-1 CJ04-2	
	<p>CJ04-1 suitable for 14AWG~16AWG CJ04-2 suitable for 18AWG~22AWG</p> <p>Up to four wires can be connected through this cable joiner by soldering or clamping by tools.</p>

- ▶ CJ04 cable joiner can be purchased independently for user's own assembly.



**Taiwan**

明纬企业股份有限公司 (总部)  
**MEAN WELL ENTERPRISES CO., LTD. (HQ)**  
24891 新北市五股区五权三路28号  
No.28, Wuquan 3rd Rd., Wugu Dist.,  
New Taipei City 24891, Taiwan  
统一编号 : 34491075  
Tel : +886-2-2299-6100(rep.)  
Fax: +886-2-2299-6200(rep.) +886-2-2298-0818(sales)  
E-mail: info@meanwell.com www.meanwell.com

**China**

明纬 (广州) 电子有限公司  
**MEAN WELL (GUANGZHOU) ELECTRONICS CO., LTD.**  
广州市花都区花东镇金谷南路11号  
No.11, Jingu South Road, Huadong Town,  
Huadu District, Guangzhou, Guangdong, China  
Tel : +86-20-3773-7100 / 400-800-3608(sales)  
+86-755-2359-1630(Shengzhen Office)  
+86-28-8546-8628(Chengdu Office)

苏州明纬科技有限公司  
**SUZHOU MEAN WELL TECHNOLOGY CO., LTD.**  
江苏省苏州市相城区东桥镇健民路77号  
No.77, Jian-Min Rd. Dong-Qiao Town,  
Xiang-Cheng District, Suzhou, Jiang-Su, China  
Post Code: 215152  
Tel : +86-512-6508-8600  
+86-10-5200-1817(Beijing Office)  
Fax +86-512 6508 8700  
E-mail: info@meanwell cc  
www.meanwell.cc

**U.S.A.**

**MEAN WELL USA, INC.**  
44030 Fremont Blvd., Fremont,  
CA 94538, U.S.A.  
Tel : +1-510-683-8886  
Fax: +1-510-683-8899  
6655 Troose Ave., Kansas City, Missouri 64131  
Tel : +1-816-601-4033  
E-mail: info@meanwellusa.com  
www.meanwellusa.com

**Europe**

**MEAN WELL EUROPE B.V.**  
Langs de Werf 8, 1185XT Amstelveen,  
The Netherlands  
Tel : +31-20-758-6000  
Fax: +31-20-758-6001  
E-mail: info@meanwell.eu  
www.meanwell.eu



请与在地经销商联系



This catalog is printed with soy ink